

# nexus

STEEL OPEN TOP STAIRS, BENCHES, SUNDECKS & COVES



# Imperial POOLS INC.®

REDEFINING ONE SOURCE

# DOUBLE-FEATURE MODULAR ENTRY SYSTEMS SPEC BOOK

## 42" Panel

- Assembly Drawings and Guidelines  
*(Stair, Benches and Sundecks)*
- Specifications
- Panel Layouts

*Pool components manufactured by Imperial Pools, Inc.  
are intended for private residential use only.*

## WARNINGS TO INSTALLER



# CAUTION

**CARE SHOULD BE TAKEN WHEN INSTALLING  
A POOL. SERIOUS INJURY CAN OCCUR IF PROPER  
PRECAUTIONS ARE NOT TAKEN DURING INSTALLATION.**

A safety package should be provided with the pool. Its contents should be reviewed with the pool owner. The package should include a pool safety sign, "NO DIVING" decals and placement instructions, the Association of Pool and Spa Professionals Minimum Standards for Residential Swimming Pools, and safety booklets such as: the Sensible Way to Enjoy Your Inground Swimming Pool, Greg Louganis on Diving, and Children Aren't Waterproof. You may obtain a safety package by contacting:

Customer Service  
33 Wade Road  
Latham, NY 12110  
(518) 786-1200

The installer should place all warnings according to the manufacturer's instructions prior to use of this pool.

NOTICE: It is not recommended to use diving and/or sliding equipment on residential pools. Such equipment, its installation, and use is the responsibility of the pool owner.

These pools are designed for private, residential use only. If this is not a private, residential pool, you should contact your local building department and the Association of Pool and Spa Professionals for standards relevant to its use, since they may be quite different.

**Association of Pool and Spa Professionals  
211 Eisenhower Avenue  
Alexandria, Virginia 22314**

For Pool Regulations and Standards refer to your Installation Manual-APSP Standards for Residential Swimming Pools.

## WARNINGS TO POOL OWNER

Before using your pool, the dealer and/or installer should provide you with a safety package which should include a pool safety sign, "NO DIVING" decals and placement instructions, the Association of Pool and Spa Professionals Minimum Standards for Residential Swimming Pools, and the following pool safety booklets:

1. The Sensible Way to Enjoy Your Inground Swimming Pool.
2. Greg Louganis on Diving - Knowing How to Dive Can Be Worth More Than Gold. It Can Be Worth Your Life.
3. Children Aren't Waterproof.

A safety package can be obtained by contacting:

Customer Service  
33 Wade Road  
Latham, NY 12110  
(518) 786-1200



# WARNING



**DIVING OR JUMPING  
INTO POOL MAY RESULT  
IN SERIOUS INJURY**

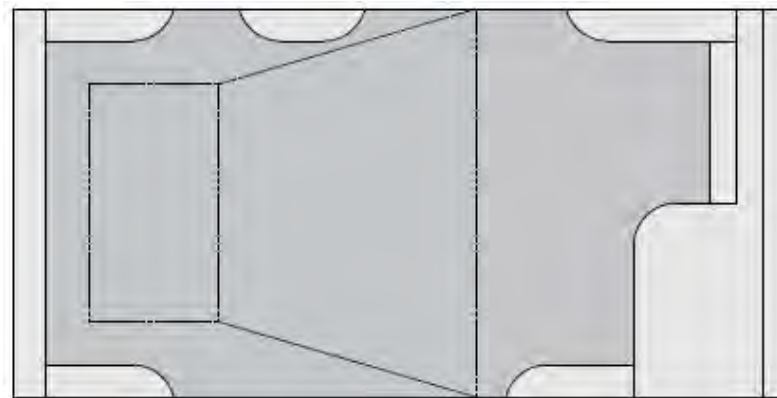
### Swimming & Diving Safety

Imperial does not recommend the use of diving and/or sliding equipment on residential pools. If you choose to dive, a thorough familiarity with the pool bottom, awareness of depths, and understanding of the principles of head-first entry into the water are critical factors in safe diving.

# Special Requests



The Double-Feature Modular Entry System system can be drawn in virtually any configuration. Send email requests to [design@imperialpools.com](mailto:design@imperialpools.com)



The Imperial Pools® Nexus™ Double-Feature is a steel panel modular pool entry system. The system consists of approximately 31 individual steel components. These components allow installers to configure thousands of stair, sundeck, and bench side-by-side options.

This catalog is just a sampling of what you can do by simply swapping out a few panels here or there. Turn a standard stair into a stair with a sundeck. Then add a bench... or two! Add a bench to a corner stair. Better yet, add a bench between two corner stairs. The possibilities are endless.

The best part of the Nexus™ Double-Feature Modular Entry System is that ALL COMPONENTS ARE IN STOCK! No longer are any of these configurations considered special features. They are in stock and ready to ship.

- ✓ **Approximately 31 SKUs**
- ✓ **Create thousands of options**
- ✓ **All SKUs in stock**

# Installation Guide



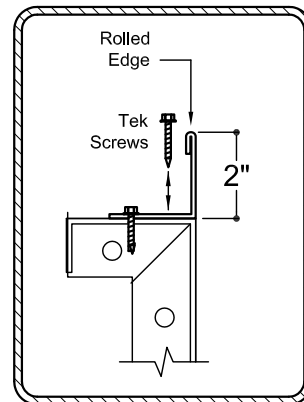
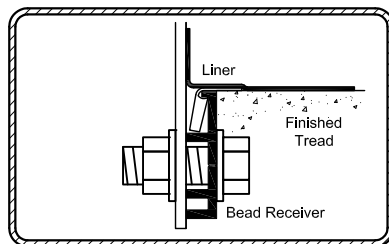
## Nexus Steel Double-Feature Modular Entry Systems Assembly and Installation Guidelines

**\*Important -Initially hand tighten nuts and bolts when assembling each feature. It is CRUCIAL that the final assembly of these products is made SQUARE, LEVEL and with the CORRECT FINISHED DIMENSIONS to ensure a proper liner fit. Before fully tightening the nuts and bolts, verify that all tread and riser measurements are correct.**

Some applications require drilling holes in stock panels or other components to attach Braces, Risers and Bead Receiver. Make sure you to double check measurements for proper placement of required holes.

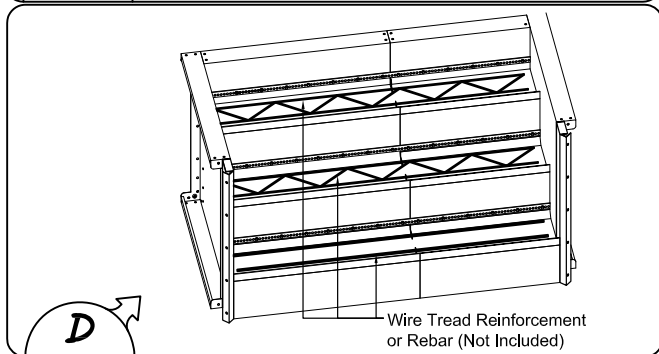
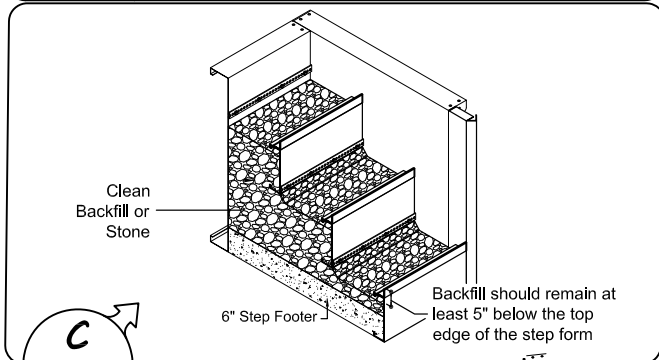
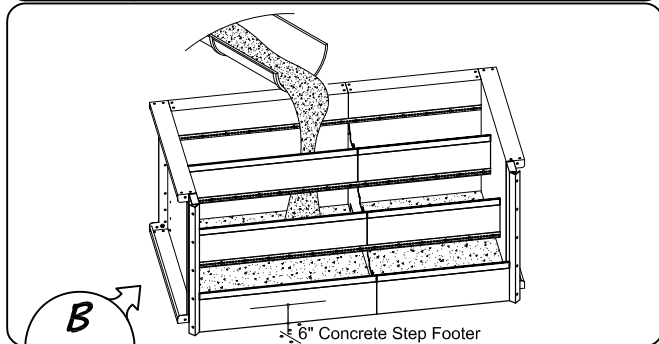
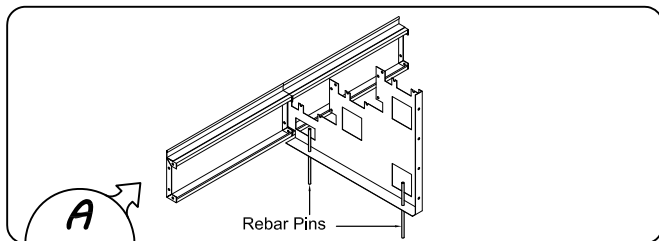
When installing bead receiver make sure top of bead receiver will be flush with top of finished dimension for each tread, sundeck or bench seat. Rolled edge of installed 2" X 2" Edge Cap will give you the correct finished dimension.

### Mount Bead Receiver as shown-



These systems have been fabricated to be installed during initial installation of the swimming pool. They require access to back side of the panels for assembly. Do not pour required concrete collar around outside pool premier until unit is completely assembled and in place.

**\*\*\*Systems aren't designed for Retro Existing pool installations. The installer is liable for any modifications made to achieve this type of installation.**



## Universal Installation Guidelines

After completing Assembly, and System is secured to the wall section, check and make sure that everything is **Square and Level**. Make any necessary adjustments.

1. Secure assembly in place with rebar (not included with the unit) using rebar holes that are located on each stair Brace (FIG. A).
2. Pour 2500 P.S.I. concrete footer around all braces, minimum 6" deep (FIG. B). Also at this time pour footer around perimeter of pool per manufacturers instructions. Let concrete set before starting step #3. 12 - 24 hours is recommended depending on temperature and humidity.
3. Backfill with stone or clean non expansive earth (never clay), free of roots and debris. Backfilling should be thoroughly compacted in layers. Level of backfill should allow for the pouring of a minimum 5" thick concrete tread (FIG. C).
4. RECOMMENDED: Place Galvanized Wire Tread Reinforcement or Rebar (not included) into grooves that are preset into each brace (FIG. D). Wire tie together if needed. (Grooves not preset on bench and sundeck braces)
5. Start by pouring bottom tread first and working your way up to the top tread. Float concrete on each tread to get proper elevation. After concrete starts to setup, trowel concrete to get the smooth finish needed on all treads.

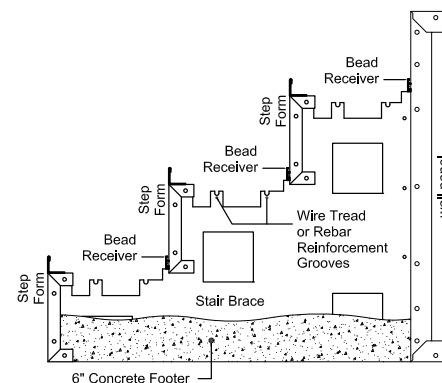
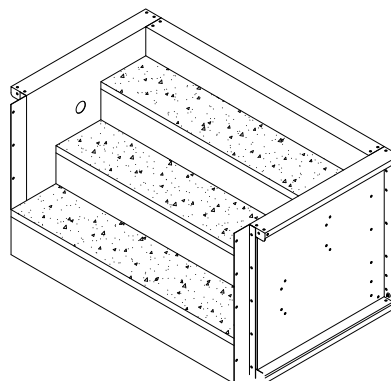
**Pour treads with 4000lb concrete mix for best finish.**

*When ordering concrete request a (Stiff) True Slump mix that is not watered down.*

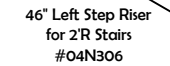
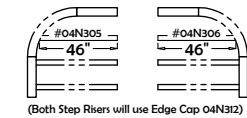
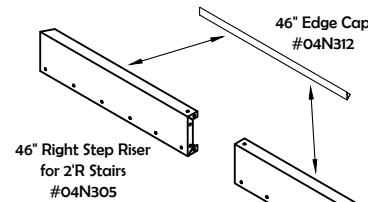
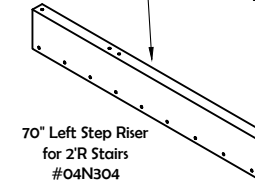
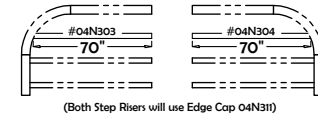
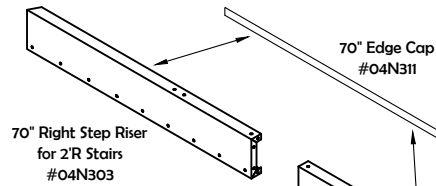
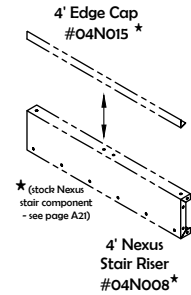
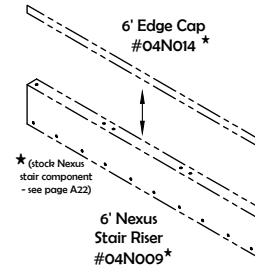
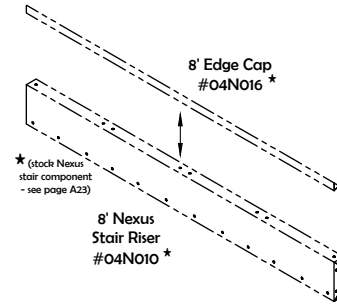
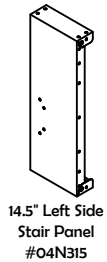
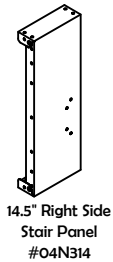
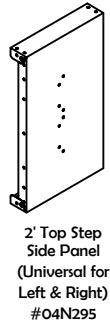
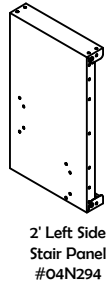
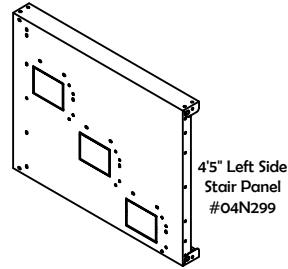
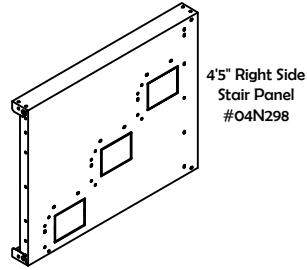
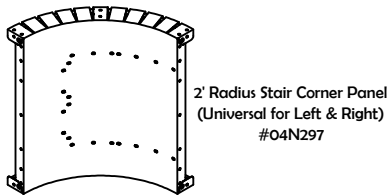
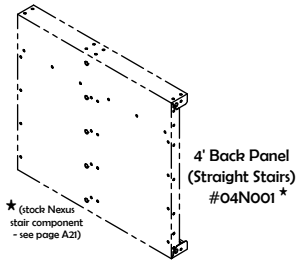
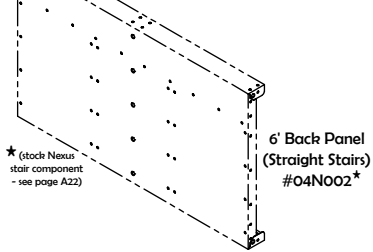
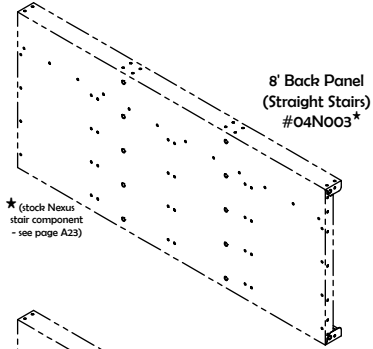
- \* After concrete cures, time varies depending on temperature and humidity, optional pool wall foam can be applied to steps/bench providing a cushion and smooth finish for the liner.
- \* Follow liner manufacturer's instructions for liner installation.

**\*\* Different methods such as pouring completely in concrete and any precautions used for installation of this product are the responsibility of the contractor who is not an agent of the manufacturer of the component parts. Installation is to be done in accordance with all state and local building codes as well as ANSI/APSP/ICC suggested standards.**

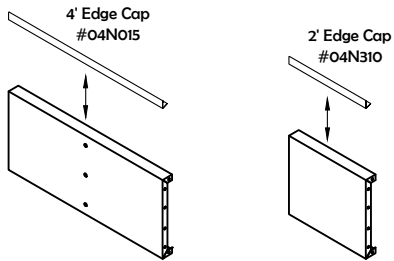
## Finished Step



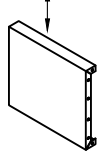
# Modular Step & Bench Component Parts



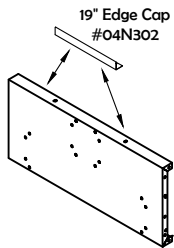
# Modular Step & Bench Component Parts & Assemblies




4' Bench / Sundeck Riser #04N307



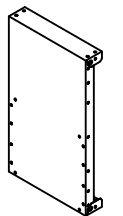
2' Bench / Sundeck Riser #04N309




4' Sundeck to Stair Transition Riser #04N301



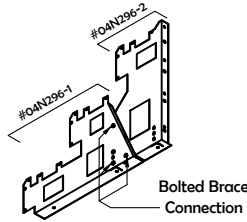
2'RR x 37.6875" Sundeck / Bench Riser #04N320



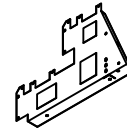
2' Sundeck / Bench End Panel #04N300



2'RR x 31.625" Bench End Cap #04N322



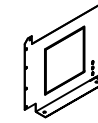
Bolted Brace Connection



2 Piece Stair & Sundeck Brace (part 1) #04N296-1



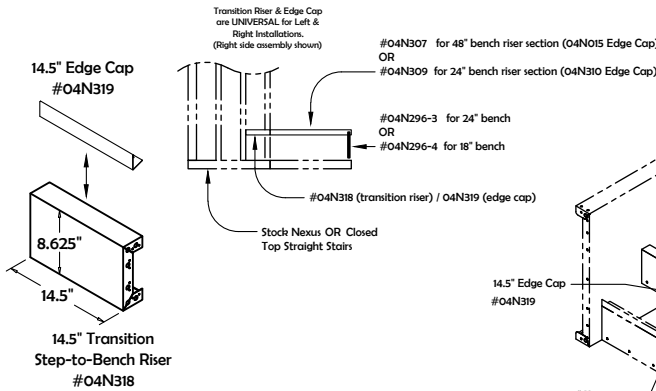
2 Piece Stair & Sundeck Brace (part 2) #04N296-2



24" Bench & Sundeck Brace #04N296-3

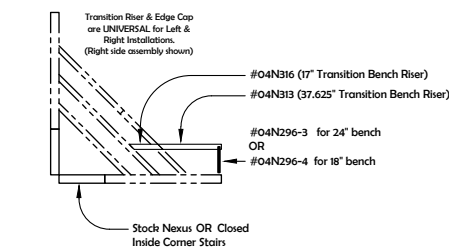
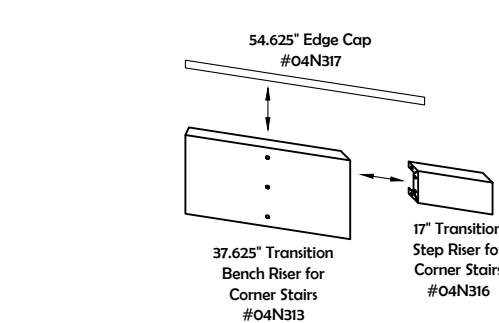


18" Bench Brace #04N296-4

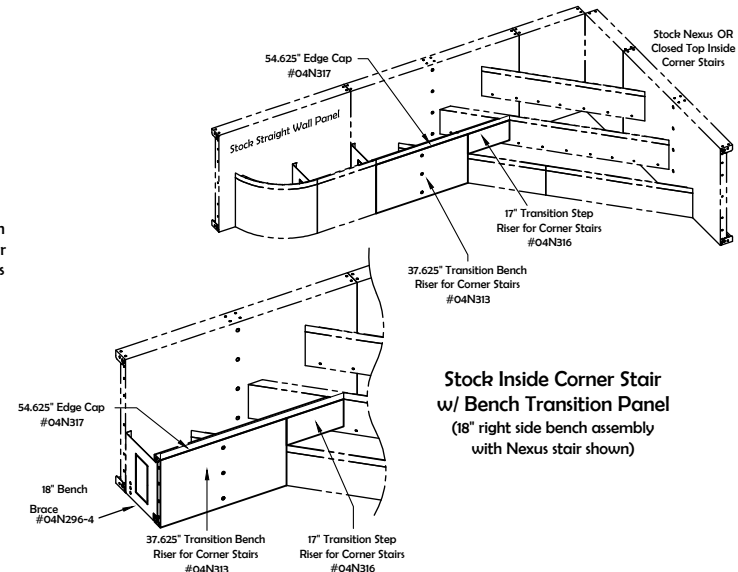


14.5" Transition Step-to-Bench Riser #04N318

Stock Straight Stair w/ Bench Transition Panel (18" right side bench assembly with Nexus stair shown)

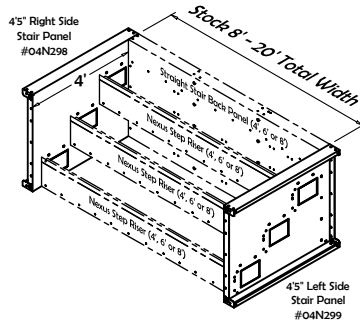


Stock Nexus OR Closed Top Inside Corner Stairs

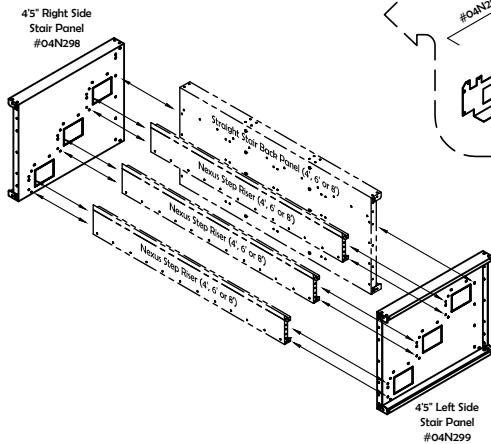


Stock Inside Corner Stair w/ Bench Transition Panel (18" right side bench assembly with Nexus stair shown)

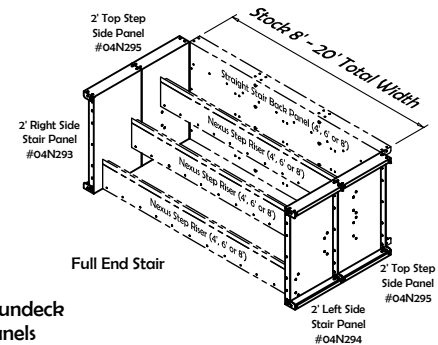
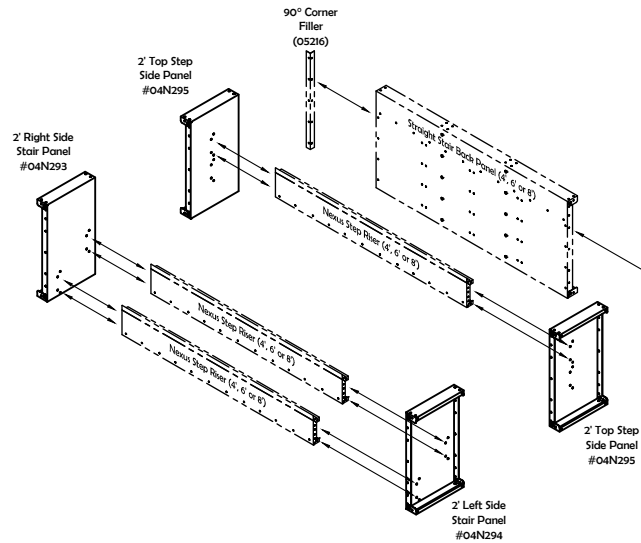
# Modular Step & Bench Assemblies



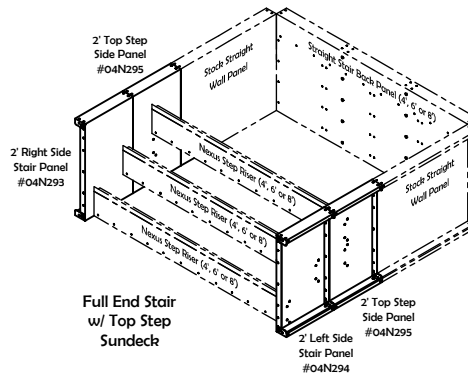
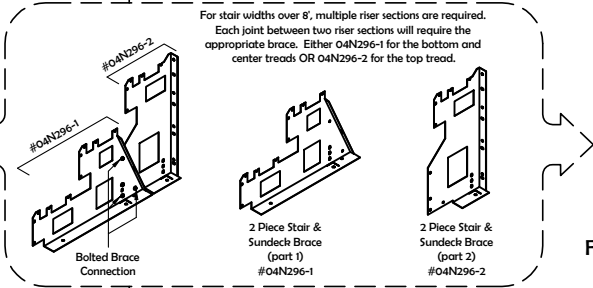
**Straight Full End Stair w/ 4'5" Side Panels**  
 (4'5" Side Panels will be standard on all stock Nexus AND Closed Top, full end stair units 12' wide and larger)



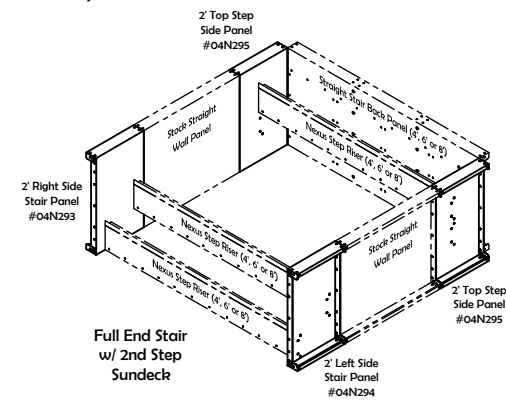
**Full End Straight Stair & Sundeck  
 Option w/ Split Side Panels**  
 (2' Panels Left & Right: #04N293, #04N294 & #04N295)



**Full End Stair**



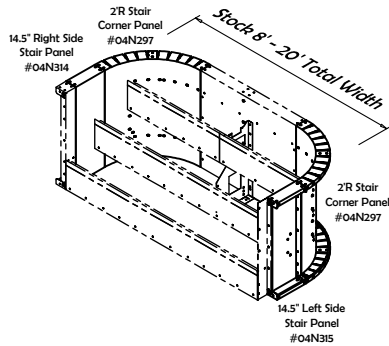
**Full End Stair  
 w/ Top Step  
 Sundeck**



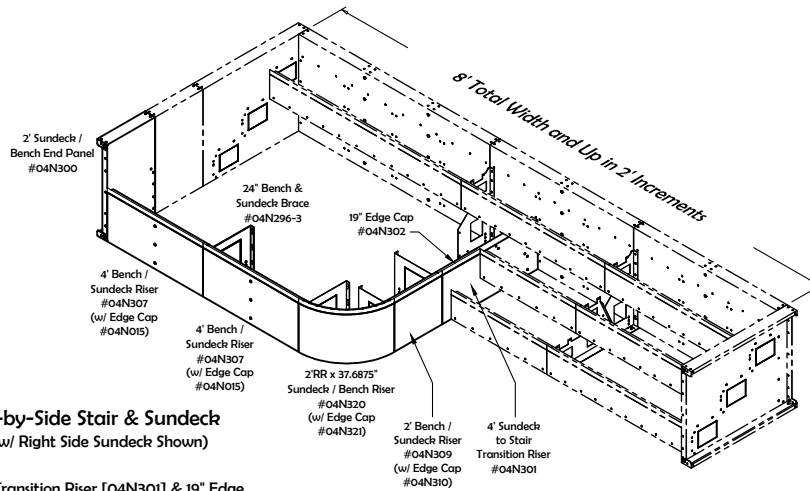
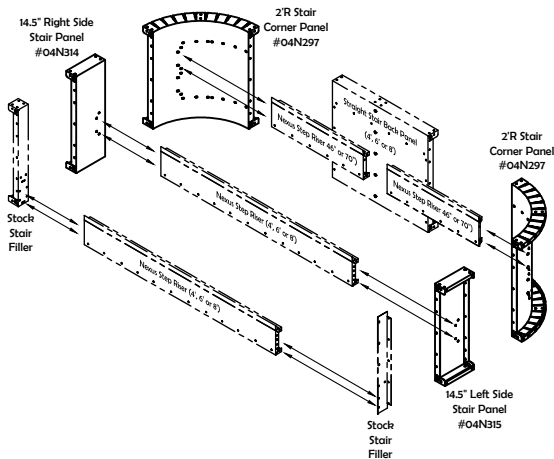
**Full End Stair  
 w/ 2nd Step  
 Sundeck**



# Modular Step & Bench Assemblies

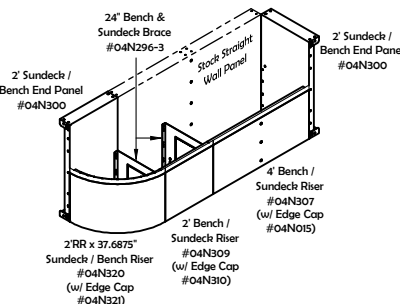
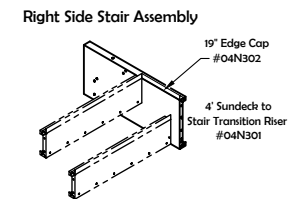
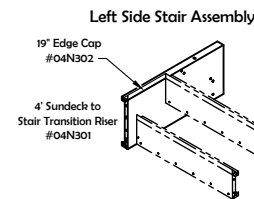
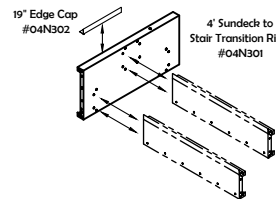


**Straight Stair w/ 2' Radius Corners**  
 (shown with 14.5" Right [#04N314] & Left [#04N315] that allow for the use of stock stair fillers)  
 (2'R Corners can be used on any full end stair assembly including full end stair & sundeck versions as well as Side-by-Side Stair & Sundeck units)



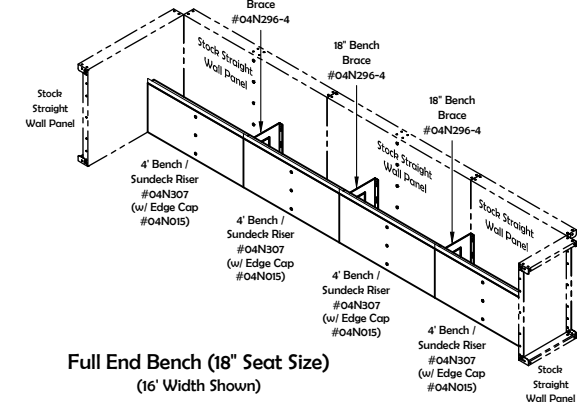
## Full End Side-by-Side Stair & Sundeck (Left Side Stair w/ Right Side Sundeck Shown)

(4' Sundeck to Stair Transition Riser [04N301] & 19" Edge Cap [04N302] are Universal for Left or Right Assemblies)



## Side Bench (24" Seat Size) (Right Side Bench Shown)

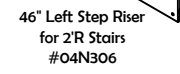
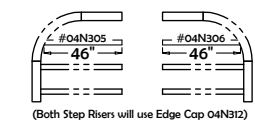
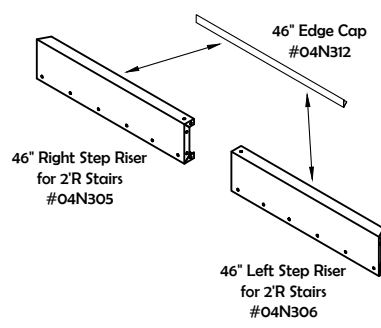
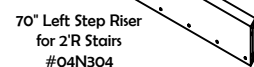
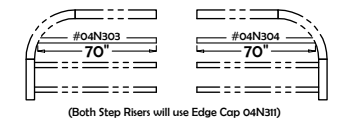
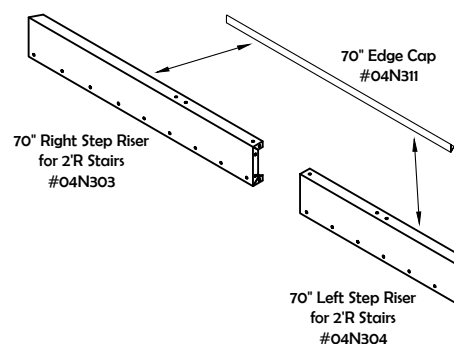
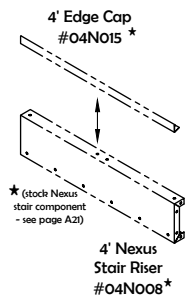
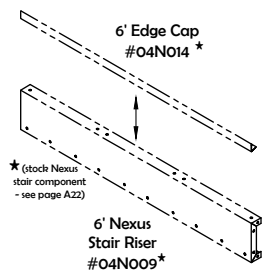
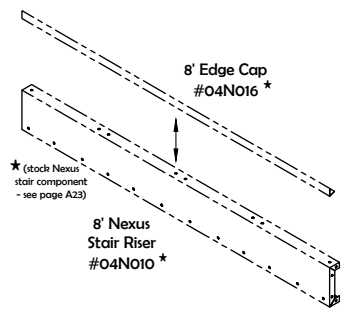
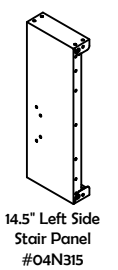
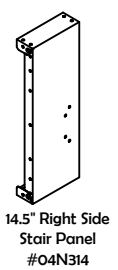
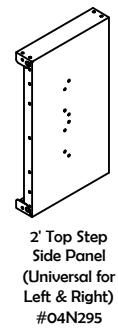
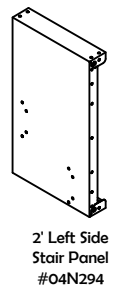
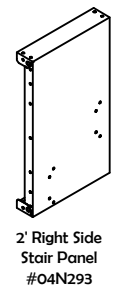
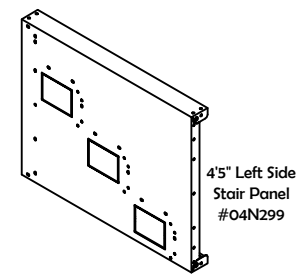
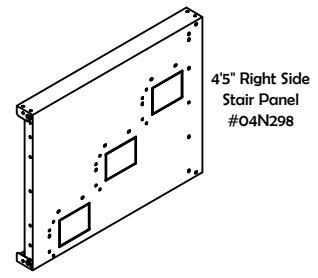
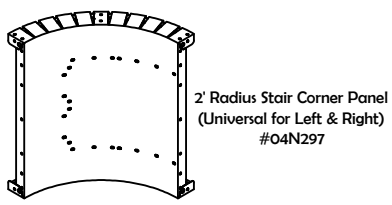
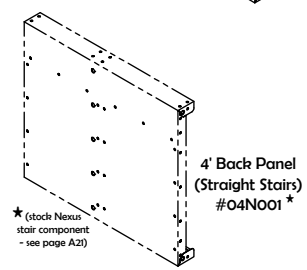
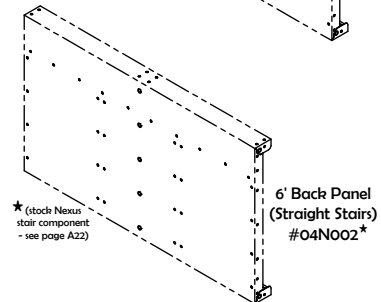
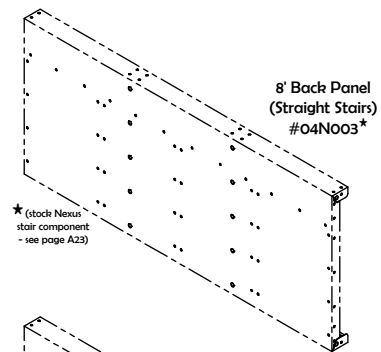
(2' Bench End Panels [04N300] are NOT required. Stock straight wall panels can be used but will require the installer to drill any necessary bolt holes to attach risers)



## Full End Bench (18" Seat Size) (16' Width Shown)

(Stock straight wall panels will be used for side and back panels. Installer will be required to drill any necessary bolt holes to attach risers)

# Modular Step & Bench Component Parts



# Table of Contents



## FULL END STAIRS with VARIABLE SUNDECK - 6”R/90° CORNERS.....1

04VS0890-24B   8’ x 6”R/90° FULL END STAIR with VARIABLE SUNDECK .....	2 - 5
04VS1090-24B   10’ x 6”R/90° FULL END STAIR with VARIABLE SUNDECK .....	6 - 9
04VS1290-24B   12’ x 6”R/90° FULL END STAIR with VARIABLE SUNDECK .....	10 - 13
04VS1490-24B   14’ x 6”R/90° FULL END STAIR with VARIABLE SUNDECK .....	14 - 17
04VS1690-24B   16’ x 6”R/90° FULL END STAIR with VARIABLE SUNDECK .....	18 - 21
04VS1890-24B   18’ x 6”R/90° FULL END STAIR with VARIABLE SUNDECK .....	22 - 25
04VS2090-24B   20’ x 6”R/90° FULL END STAIR with VARIABLE SUNDECK .....	26 - 28

## EXTERNAL or FLUSH SIDE STAIR with VARIABLE SUNDECK - 6”R/90° CORNERS.....29

04VS0890-14B   8’ x 6”R/90° EXTERNAL or FLUSH SIDE STAIR with VARIABLE SUNDECK .....	30 - 33
04VS1090-14B   10’ x 6”R/90° EXTERNAL or FLUSH SIDE STAIR with VARIABLE SUNDECK .....	34 - 36
04VS1290-14B   12’ x 6”R/90° EXTERNAL or FLUSH SIDE STAIR with VARIABLE SUNDECK .....	37 - 40
04VS1490-14B   14’ x 6”R/90° EXTERNAL or FLUSH SIDE STAIR with VARIABLE SUNDECK .....	41 - 44
04VS1690-14B   16’ x 6”R/90° EXTERNAL or FLUSH SIDE STAIR with VARIABLE SUNDECK .....	45 - 48
04VS1890-14B   18’ x 6”R/90° EXTERNAL or FLUSH SIDE STAIR with VARIABLE SUNDECK .....	49 - 52
04VS2090-14B   20’ x 6”R/90° EXTERNAL or FLUSH SIDE STAIR with VARIABLE SUNDECK .....	53 - 56

## SIDE BY SIDE STAIR & SUNDECK - 6”R/90° CORNERS.....57

04SS1690-0610-06LB   16’ x 6”R/90° SIDE BY SIDE with 6’ STAIR & 10’ x 6’ SUNDECK - LEFT .....	58
04SS1690-0610-06RB   16’ x 6”R/90° SIDE BY SIDE with 6’ STAIR & 10’ x 6’ SUNDECK - RIGHT .....	59
04SS1690-0610-08LB   16’ x 6”R/90° SIDE BY SIDE with 6’ STAIR & 10’ x 8’ SUNDECK - LEFT .....	60
04SS1690-0610-08RB   16’ x 6”R/90° SIDE BY SIDE with 6’ STAIR & 10’ x 8’ SUNDECK - RIGHT .....	61
04SS1690-0808-06LB   16’ x 6”R/90° SIDE BY SIDE with 8’ STAIR & 8’ x 6’ SUNDECK - LEFT .....	62
04SS1690-0808-06RB   16’ x 6”R/90° SIDE BY SIDE with 8’ STAIR & 8’ x 6’ SUNDECK - RIGHT .....	63
04SS1690-0808-08LB   16’ x 6”R/90° SIDE BY SIDE with 8’ STAIR & 8’ x 8’ SUNDECK - LEFT .....	64
04SS1690-0808-08RB   16’ x 6”R/90° SIDE BY SIDE with 8’ STAIR & 8’ x 8’ SUNDECK - RIGHT .....	65
04SS1890-0612-06LB   18’ x 6”R/90° SIDE BY SIDE with 6’ STAIR & 12’ x 6’ SUNDECK - LEFT .....	66
04SS1890-0612-06RB   18’ x 6”R/90° SIDE BY SIDE with 6’ STAIR & 12’ x 6’ SUNDECK - RIGHT .....	67
04SS1890-0612-08LB   18’ x 6”R/90° SIDE BY SIDE with 6’ STAIR & 12’ x 8’ SUNDECK - LEFT .....	68
04SS1890-0612-08RB   18’ x 6”R/90° SIDE BY SIDE with 6’ STAIR & 12’ x 8’ SUNDECK - RIGHT .....	69
04SS1890-0810-06LB   18’ x 6”R/90° SIDE BY SIDE with 8’ STAIR & 10’ x 6’ SUNDECK - LEFT .....	70
04SS1890-0810-06RB   18’ x 6”R/90° SIDE BY SIDE with 8’ STAIR & 10’ x 6’ SUNDECK - RIGHT .....	71
04SS1890-0810-08LB   18’ x 6”R/90° SIDE BY SIDE with 8’ STAIR & 10’ x 8’ SUNDECK - LEFT .....	72
04SS1890-0810-08RB   18’ x 6”R/90° SIDE BY SIDE with 8’ STAIR & 10’ x 8’ SUNDECK - RIGHT .....	73
04SS1890-1008-06LB   18’ x 6”R/90° SIDE BY SIDE with 10’ STAIR & 8’ x 6’ SUNDECK - LEFT .....	74
04SS1890-1008-06RB   18’ x 6”R/90° SIDE BY SIDE with 10’ STAIR & 8’ x 6’ SUNDECK - RIGHT .....	75
04SS1890-1008-08LB   18’ x 6”R/90° SIDE BY SIDE with 10’ STAIR & 8’ x 8’ SUNDECK - LEFT .....	76
04SS1890-1008-08RB   18’ x 6”R/90° SIDE BY SIDE with 10’ STAIR & 8’ x 8’ SUNDECK - RIGHT .....	77
04SS2090-0614-06LB   20’ x 6”R/90° SIDE BY SIDE with 6’ STAIR & 14’ x 6’ SUNDECK - LEFT .....	78
04SS2090-0614-06RB   20’ x 6”R/90° SIDE BY SIDE with 6’ STAIR & 14’ x 6’ SUNDECK - RIGHT .....	79
04SS2090-0614-08LB   20’ x 6”R/90° SIDE BY SIDE with 6’ STAIR & 14’ x 8’ SUNDECK - LEFT .....	80
04SS2090-0614-08RB   20’ x 6”R/90° SIDE BY SIDE with 6’ STAIR & 14’ x 8’ SUNDECK - RIGHT .....	81
04SS2090-0812-06LB   20’ x 6”R/90° SIDE BY SIDE with 8’ STAIR & 12’ x 6’ SUNDECK - LEFT .....	82

04SS2090-0812-06RB   20’ x 6”R/90° SIDE BY SIDE with 8’ STAIR & 12’ x 6’ SUNDECK - RIGHT .....	83
04SS2090-0812-08LB   20’ x 6”R/90° SIDE BY SIDE with 8’ STAIR & 12’ x 8’ SUNDECK - LEFT .....	84
04SS2090-0812-08RB   20’ x 6”R/90° SIDE BY SIDE with 8’ STAIR & 12’ x 8’ SUNDECK - RIGHT .....	85
04SS2090-1010-06LB   20’ x 6”R/90° SIDE BY SIDE with 10’ STAIR & 10’ x 6’ SUNDECK - LEFT .....	86
04SS2090-1010-06RB   20’ x 6”R/90° SIDE BY SIDE with 10’ STAIR & 10’ x 6’ SUNDECK - RIGHT .....	87
04SS2090-1010-08LB   20’ x 6”R/90° SIDE BY SIDE with 10’ STAIR & 10’ x 8’ SUNDECK - LEFT .....	88
04SS2090-1010-08RB   20’ x 6”R/90° SIDE BY SIDE with 10’ STAIR & 10’ x 8’ SUNDECK - RIGHT .....	89

## FULL END STAIRS with VARIABLE SUNDECK - 2’ RADIUS CORNERS.....90

04VS082R-24B   8’ x 2’R FULL END STAIR with VARIABLE SUNDECK .....	91 - 93
04VS102R-24B   10’ x 2’R FULL END STAIR with VARIABLE SUNDECK .....	94 - 96
04VS122R-24B   12’ x 2’R FULL END STAIR with VARIABLE SUNDECK .....	97 - 99
04VS142R-24B   14’ x 2’R FULL END STAIR with VARIABLE SUNDECK .....	100 - 102
04VS162R-24B   16’ x 2’R FULL END STAIR with VARIABLE SUNDECK .....	103 - 105
04VS182R-24B   18’ x 2’R FULL END STAIR with VARIABLE SUNDECK .....	106 - 108
04VS202R-24B   20’ x 2’R FULL END STAIR with VARIABLE SUNDECK .....	109 - 112

## EXTERNAL or FLUSH SIDE STAIR with VARIABLE SUNDECK - 2’ RADIUS CORNERS ..... 113

04VS082R-14B   8’ x 2’R EXTERNAL or FLUSH SIDE STAIR with VARIABLE SUNDECK .....	114 - 116
04VS102R-14B   10’ x 2’R EXTERNAL or FLUSH SIDE STAIR with VARIABLE SUNDECK .....	117 - 119
04VS122R-14B   12’ x 2’R EXTERNAL or FLUSH SIDE STAIR with VARIABLE SUNDECK .....	120 - 122
04VS142R-14B   14’ x 2’R EXTERNAL or FLUSH SIDE STAIR with VARIABLE SUNDECK .....	123 - 125
04VS162R-14B   16’ x 2’R EXTERNAL or FLUSH SIDE STAIR with VARIABLE SUNDECK .....	126 - 128
04VS182R-14B   18’ x 2’R EXTERNAL or FLUSH SIDE STAIR with VARIABLE SUNDECK .....	129 - 131
04VS202R-14B   20’ x 2’R EXTERNAL or FLUSH SIDE STAIR with VARIABLE SUNDECK .....	132 - 135

## SIDE BY SIDE STAIR & SUNDECK - 2’ RADIUS CORNERS ..... 136

04SS162R-0610-06LB   16’ x 2’R SIDE BY SIDE with 6’ STAIR & 10’ x 6’ SUNDECK - LEFT .....	137
04SS162R-0610-06RB   16’ x 2’R SIDE BY SIDE with 6’ STAIR & 10’ x 6’ SUNDECK - RIGHT .....	138
04SS162R-0610-08LB   16’ x 2’R SIDE BY SIDE with 6’ STAIR & 10’ x 8’ SUNDECK - LEFT .....	139
04SS162R-0610-08RB   16’ x 2’R SIDE BY SIDE with 6’ STAIR & 10’ x 8’ SUNDECK - RIGHT .....	140
04SS162R-0808-06LB   16’ x 2’R SIDE BY SIDE with 8’ STAIR & 8’ x 6’ SUNDECK - LEFT .....	141
04SS162R-0808-06RB   16’ x 2’R SIDE BY SIDE with 8’ STAIR & 8’ x 6’ SUNDECK - RIGHT .....	142
04SS162R-0808-08LB   16’ x 2’R SIDE BY SIDE with 8’ STAIR & 8’ x 8’ SUNDECK - LEFT .....	143
04SS162R-0808-08RB   16’ x 2’R SIDE BY SIDE with 8’ STAIR & 8’ x 8’ SUNDECK - RIGHT .....	144
04SS182R-0612-06LB   18’ x 2’R SIDE BY SIDE with 6’ STAIR & 12’ x 6’ SUNDECK - LEFT .....	145
04SS182R-0612-06RB   18’ x 2’R SIDE BY SIDE with 6’ STAIR & 12’ x 6’ SUNDECK - RIGHT .....	146
04SS182R-0612-08LB   18’ x 2’R SIDE BY SIDE with 6’ STAIR & 12’ x 8’ SUNDECK - LEFT .....	147
04SS182R-0612-08RB   18’ x 2’R SIDE BY SIDE with 6’ STAIR & 12’ x 8’ SUNDECK - RIGHT .....	148
04SS182R-0810-06LB   18’ x 2’R SIDE BY SIDE with 8’ STAIR & 10’ x 6’ SUNDECK - LEFT .....	149
04SS182R-0810-06RB   18’ x 2’R SIDE BY SIDE with 8’ STAIR & 10’ x 6’ SUNDECK - RIGHT .....	150
04SS182R-0810-08LB   18’ x 2’R SIDE BY SIDE with 8’ STAIR & 10’ x 8’ SUNDECK - LEFT .....	151
04SS182R-0810-08RB   18’ x 2’R SIDE BY SIDE with 8’ STAIR & 10’ x 8’ SUNDECK - RIGHT .....	152
04SS182R-1008-06LB   18’ x 2’R SIDE BY SIDE with 10’ STAIR & 8’ x 6’ SUNDECK - LEFT .....	153

# Table of Contents

## SIDE BY SIDE STAIR & SUNDECK - 2' RADIUS CORNERS (Continued)

04SS182R-1008-06RB	18' x 2'R SIDE BY SIDE with 10' STAIR & 8' x 6' SUNDECK - RIGHT	154
04SS182R-1008-08LB	18' x 2'R SIDE BY SIDE with 10' STAIR & 8' x 8' SUNDECK - LEFT	155
04SS182R-1008-08RB	18' x 2'R SIDE BY SIDE with 10' STAIR & 8' x 8' SUNDECK - RIGHT	156
04SS202R-0614-06LB	20' x 2'R SIDE BY SIDE with 6' STAIR & 14' x 6' SUNDECK - LEFT	157
04SS202R-0614-06RB	20' x 2'R SIDE BY SIDE with 6' STAIR & 14' x 6' SUNDECK - RIGHT	158
04SS202R-0614-08LB	20' x 2'R SIDE BY SIDE with 6' STAIR & 14' x 8' SUNDECK - LEFT	159
04SS202R-0614-08RB	20' x 2'R SIDE BY SIDE with 6' STAIR & 14' x 8' SUNDECK - RIGHT	160
04SS202R-0812-06LB	20' x 2'R SIDE BY SIDE with 8' STAIR & 12' x 6' SUNDECK - LEFT	161
04SS202R-0812-06RB	20' x 2'R SIDE BY SIDE with 8' STAIR & 12' x 6' SUNDECK - RIGHT	162
04SS202R-0812-08LB	20' x 2'R SIDE BY SIDE with 8' STAIR & 12' x 8' SUNDECK - LEFT	163
04SS202R-0812-08RB	20' x 2'R SIDE BY SIDE with 8' STAIR & 12' x 8' SUNDECK - RIGHT	164
04SS202R-1010-06LB	20' x 2'R SIDE BY SIDE with 10' STAIR & 10' x 6' SUNDECK - LEFT	165
04SS202R-1010-06RB	20' x 2'R SIDE BY SIDE with 10' STAIR & 10' x 6' SUNDECK - RIGHT	166
04SS202R-1010-08LB	20' x 2'R SIDE BY SIDE with 10' STAIR & 10' x 8' SUNDECK - LEFT	167
04SS202R-1010-08RB	20' x 2'R SIDE BY SIDE with 10' STAIR & 10' x 8' SUNDECK - RIGHT	168

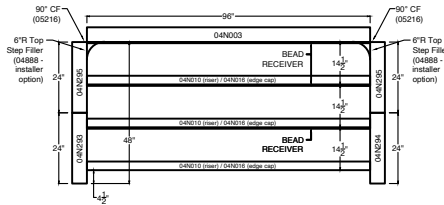
## BENCHES ..... 169

04VB18CB-06B	6' x 18" BENCH for 6"R/90° CORNER	170 - 171
04VB18CB-08B	8' x 18" BENCH for 6"R/90° CORNER	172 - 173
04VB18SS-06B	6' x 18" BENCH for STRAIGHT STAIR ATTACHMENT	174 - 175
04VB18SS-08B	8' x 18" BENCH for STRAIGHT STAIR ATTACHMENT	176 - 177
04VB18CS-06B	6' x 18" BENCH for CORNER STAIR ATTACHMENT	178 - 179
04VB18CS-08B	8' x 18" BENCH for CORNER STAIR ATTACHMENT	180 - 181
04VB18CS-12B	12'6" x 18" END BENCH for 16FT POOL with CORNER STAIR	182
04VB18CS-14B	14'6" x 18" END BENCH for 18FT POOL with CORNER STAIR	183
04VB18CS-16B	16'6" x 18" END BENCH for 20FT POOL with CORNER STAIR	184
04VB18DCS16B	9'1" x 18" END BENCH for 16FT POOL with DUAL CORNER STAIRS	185
04VB18DCS18B	11'1" x 18" END BENCH for 18FT POOL with DUAL CORNER STAIRS	186
04VB18DCS20B	13'1" x 18" END BENCH for 20FT POOL with DUAL CORNER STAIRS	187
04VB18FE-12B	12' x 18" FULL END BENCH for 6"R/90° CORNER	188
04VB18FE-14B	14' x 18" FULL END BENCH for 6"R/90° CORNER	189
04VB18FE-16B	16' x 18" FULL END BENCH for 6"R/90° CORNER	190
04VB18FE-18B	18' x 18" FULL END BENCH for 6"R/90° CORNER	191
04VB18FE-20B	20' x 18" FULL END BENCH for 6"R/90° CORNER	192

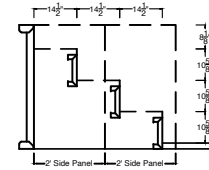
# Full End Stairs with Variable Sundeck 6" R / 90° Corners



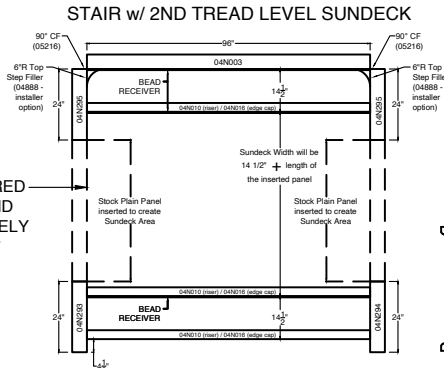
**04VS0890-24B**



**STANDARD STAIR**



**04VS0890-24B**

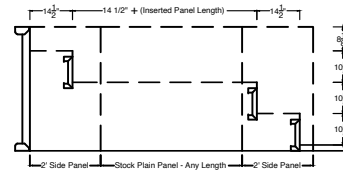


**STAIR w/ 2ND TREAD LEVEL SUNDECK**

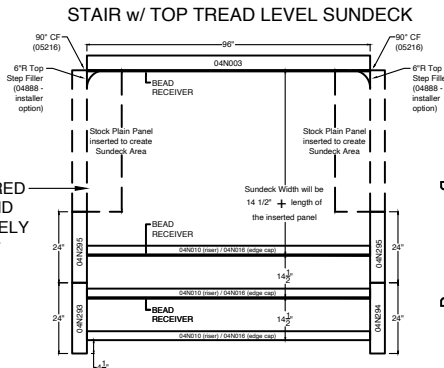
**SPECIAL 8' NEXUS STAIR w/ SPLIT SIDE PANELS**

\*\*\* Stair can be installed with additional stock panels to create a Sundeck Area at the Top or 2nd tread level - Installer MUST provide correct tread size for liner manufacturing \*\*\*

\*\*\*BEAD RECEIVER IS REQUIRED FOR SIDES OF SUNDECK AND MUST BE ORDERED SEPARATELY BASED ON QTY NEEDED\*\*\*



**04VS0890-24B**

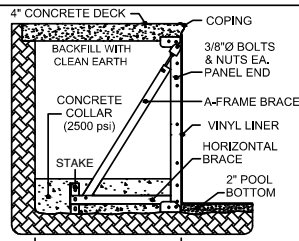
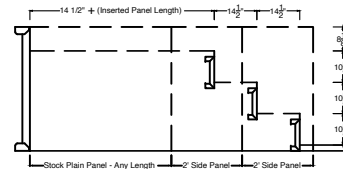


**STAIR w/ TOP TREAD LEVEL SUNDECK**

**SPECIAL 8' NEXUS STAIR w/ SPLIT SIDE PANELS**

\*\*\* Stair can be installed with additional stock panels to create a Sundeck Area at the Top or 2nd tread level - Installer MUST provide correct tread size for liner manufacturing \*\*\*

\*\*\*BEAD RECEIVER IS REQUIRED FOR SIDES OF SUNDECK AND MUST BE ORDERED SEPARATELY BASED ON QTY NEEDED\*\*\*



**FILE NUMBER : 04VS0890-24B**

Perimeter : ----

Surface Area : ----

Volume : ----

DRAWN BY: jeide

SCALE: n/a

33 Wade Rd.  
Latham, NY 12110  
phn: 518-786-1200  
fax: 518-786-0954

THIS POOL CONFORMS TO CURRENT APSP/ANSI/ICC-5 2011 & ISPC 2015 STANDARDS FOR RESIDENTIAL INGROUND SWIMMING POOLS



WARNING: SWIMMING POOLS CAN BE DANGEROUS WHEN USED IMPROPERLY CONSULT YOUR DEALER FOR SAFETY INFORMATION ON SAFE USE. IT IS THE RESPONSIBILITY OF TOWN OFFICIALS, BUILDERS AND THE HOMEOWNERS TO FOLLOW ALL SAFETY RECOMMENDATIONS OF ANSI/APSP, LOCAL ORDINANCES AND EQUIPMENT MANUFACTURERS.

**CUSTOMER SIGNATURE REQUIRED**

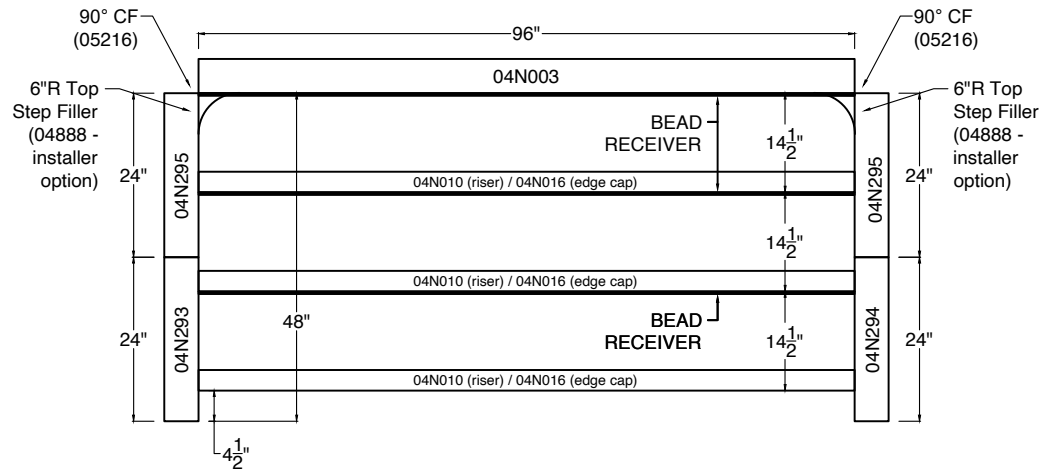
**DATE**

DEALER NAME : ----  
CUSTOMER NAME : ----

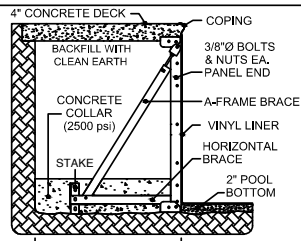
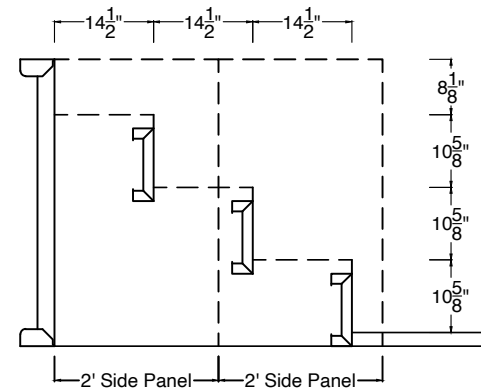
**STEEL**

DEPTH AND SHAPE OF POOL MEET MINIMUM STANDARDS OF THE INTERNATIONAL SWIMMING POOL AND SPA CODE 2018 FOR IN-GROUND SWIMMING POOLS. A MEANS ENTRY/EXIT FOR BOTH THE DEEP END AND THE SHALLOW END OF THE POOL MUST BE PROVIDED IN ACCORDANCE WITH THE 2018 INTERNATIONAL SWIMMING POOL AND SPA CODE SECTION 809. EQUIPOTENTIAL BONDING MUST BE PROVIDED IN ACCORDANCE WITH THE NATIONAL ELECTRICAL CODE NFPA 70. ALL A-FRAME BRACES ARE TO BE MOUNTED WITH MINIMUM 8 INCH DEEP POURED 2500 P.S.I. CONCRETE COLLAR AROUND ENTIRE PERIMETER OF POOL. NO DIVING LABELS ARE TO BE INSTALLED AROUND THE PERIMETER OF POOL AS REQUIRED. SUCTION ENTRAPMENT AVOIDANCE IS TO BE INSTALLED IN ACCORDANCE WITH ANSI/APSP/ICC-7. ALL WORK NOT SPECIFICALLY SHOWN IS TO BE DONE IN ACCORDANCE WITH THE REQUIREMENTS OF THE 2018 INTERNATIONAL SWIMMING POOL AND SPA CODE AND ALL OTHER APPLICABLE CODES.

# 04VS0890-24B



## STANDARD STAIR



FILE NUMBER : 04VS0890-24B

Perimeter : ----

Surface Area : ----

Volume : ----

DRAWN BY : jeide

SCALE : n/a

33 Wade Rd.  
Latham, NY 12110  
phn: 518-786-1200  
fax: 518-786-0954

THIS POOL CONFORMS TO CURRENT  
APSP/ANSI/ICC-5 2011 & ISPC 2015  
STANDARDS FOR RESIDENTIAL  
INGROUND SWIMMING POOLS



CUSTOMER SIGNATURE REQUIRED

DATE

DEALER NAME : ----  
CUSTOMER NAME : ----

**STEEL**

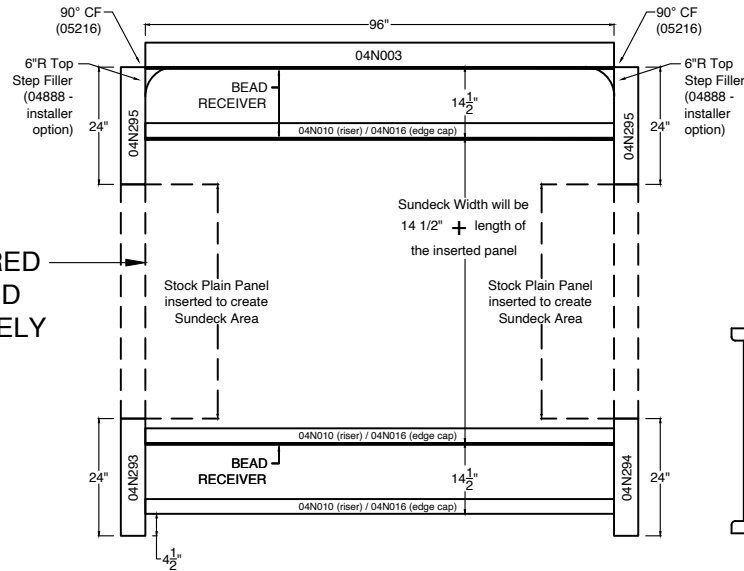
WARNING: SWIMMING POOLS CAN BE DANGEROUS WHEN USED IMPROPERLY CONSULT YOUR DEALER FOR SAFETY INFORMATION ON SAFE USE. IT IS THE RESPONSIBILITY OF TOWN OFFICIALS, BUILDERS AND THE HOMEOWNERS TO FOLLOW ALL SAFETY RECOMMENDATIONS OF ANSI/APSP, LOCAL ORDINANCES AND EQUIPMENT MANUFACTURERS.

DEPTH AND SHAPE OF POOL MEET MINIMUM STANDARDS OF THE INTERNATIONAL SWIMMING POOL AND SPA CODE 2018 FOR IN-GROUND SWIMMING POOLS. A MEANS ENTRY/EXIT FOR BOTH THE DEEP END AND THE SHALLOW END OF THE POOL MUST BE PROVIDED IN ACCORDANCE WITH THE 2018 INTERNATIONAL SWIMMING POOL AND SPA CODE SECTION 809. EQUIPOTENTIAL BONDING MUST BE PROVIDED IN ACCORDANCE WITH THE NATIONAL ELECTRICAL CODE NFPA 70. ALL A-FRAME BRACES ARE TO BE MOUNDED WITH MINIMUM 8 INCH DEEP POURED 2500 P.S.I. CONCRETE COLLAR AROUND ENTIRE PERIMETER OF POOL. NO DIVING LABELS ARE TO BE INSTALLED AROUND THE PERIMETER OF POOL AS REQUIRED. SUCTION ENTRAPMENT AVOIDANCE IS TO BE INSTALLED IN ACCORDANCE WITH ANSI/APSP/ICC-7. ALL WORK NOT SPECIFICALLY SHOWN IS TO BE DONE IN ACCORDANCE WITH THE REQUIREMENTS OF THE 2018 INTERNATIONAL SWIMMING POOL AND SPA CODE AND ALL OTHER APPLICABLE CODES.

**04VS0890-24B**

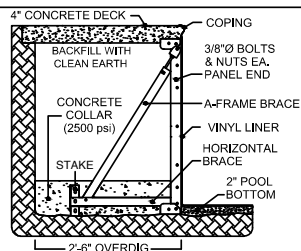
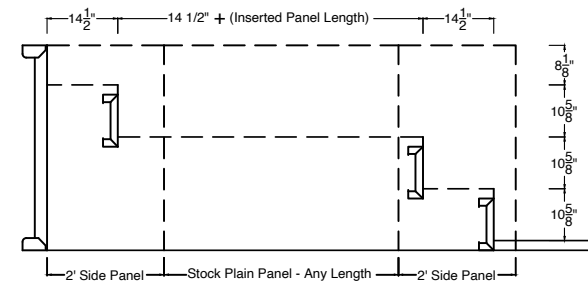
\*\*\*BEAD RECEIVER IS REQUIRED FOR SIDES OF SUNDECK AND MUST BE ORDERED SEPARATELY BASED ON QTY NEEDED\*\*\*

**STAIR w/ 2ND TREAD LEVEL SUNDECK**



**SPECIAL 8' NEXUS STAIR w/ SPLIT SIDE PANELS**

\*\*\* Stair can be installed with additional stock panels to create a Sundeck Area at the Top or 2nd tread level - Installer MUST provide correct tread size for liner manufacturing \*\*\*



**FILE NUMBER : 04VS0890-24B**

Perimeter : ----

Surface Area : ----

Volume : ----

DRAWN BY: jeide

SCALE: n/a

THIS POOL CONFORMS TO CURRENT APSP/ANSI/ICC-5 2011 & ISPC 2015 STANDARDS FOR RESIDENTIAL INGROUND SWIMMING POOLS

33 Wade Rd.  
Latham, NY 12110  
phn: 518-786-1200  
fax: 518-786-0954

**Imperial POOLS**

WARNING: SWIMMING POOLS CAN BE DANGEROUS WHEN USED IMPROPERLY CONSULT YOUR DEALER FOR SAFETY INFORMATION ON SAFE USE. IT IS THE RESPONSIBILITY OF TOWN OFFICIALS, BUILDERS AND THE HOMEOWNERS TO FOLLOW ALL SAFETY RECOMMENDATIONS OF ANSI/APSP, LOCAL ORDINANCES AND EQUIPMENT MANUFACTURERS.

**CUSTOMER SIGNATURE REQUIRED** \_\_\_\_\_

**DATE** \_\_\_\_\_

**DEALER NAME** : ----

**CUSTOMER NAME** : ----

**STEEL**

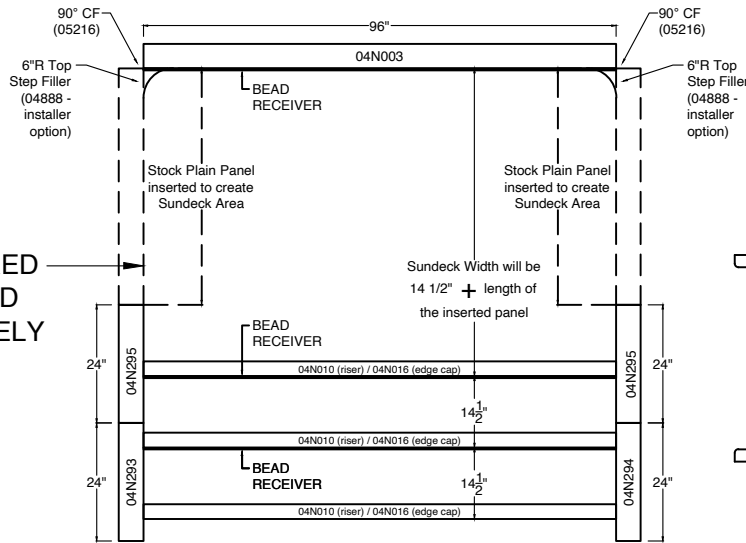
DEPTH AND SHAPE OF POOL MEET MINIMUM STANDARDS OF THE INTERNATIONAL SWIMMING POOL AND SPA CODE 2018 FOR IN-GROUND SWIMMING POOLS. A MEANS ENTRY/EXIT FOR BOTH THE DEEP END AND THE SHALLOW END OF THE POOL MUST BE PROVIDED IN ACCORDANCE WITH THE 2018 INTERNATIONAL SWIMMING POOL AND SPA CODE SECTION 809. EQUIPOTENTIAL BONDING MUST BE PROVIDED IN ACCORDANCE WITH THE NATIONAL ELECTRICAL CODE NFPA 70. ALL A-FRAME BRACES ARE TO BE MOUNTED WITH MINIMUM 8 INCH DEEP POURED 2500 P.S.I. CONCRETE COLLAR AROUND ENTIRE PERIMETER OF POOL. NO DIVING LABELS ARE TO BE INSTALLED AROUND THE PERIMETER OF POOL AS REQUIRED. SUCTION ENTRAPMENT AVOIDANCE IS TO BE INSTALLED IN ACCORDANCE WITH ANSI/APSP/ICC-7. ALL WORK NOT SPECIFICALLY SHOWN IS TO BE DONE IN ACCORDANCE WITH THE REQUIREMENTS OF THE 2018 INTERNATIONAL SWIMMING POOL AND SPA CODE AND ALL OTHER APPLICABLE CODES.



**04VS0890-24B**

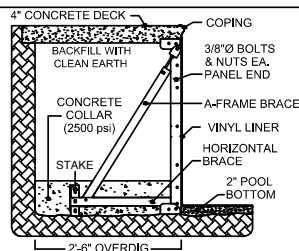
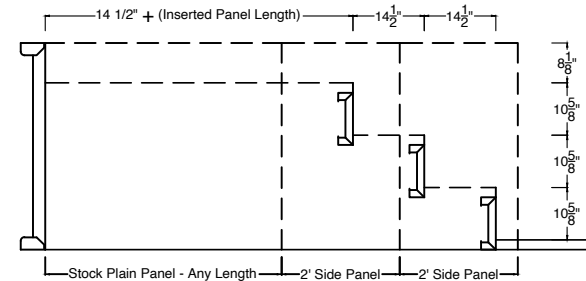
\*\*\*BEAD RECEIVER IS REQUIRED FOR SIDES OF SUNDECK AND MUST BE ORDERED SEPARATELY BASED ON QTY NEEDED\*\*\*

**STAIR w/ TOP TREAD LEVEL SUNDECK**



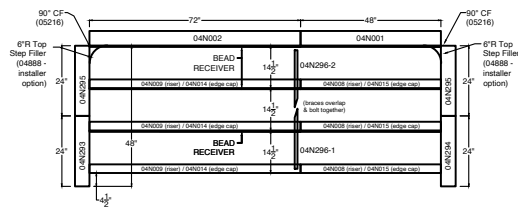
**SPECIAL 8' NEXUS STAIR w/ SPLIT SIDE PANELS**

\*\*\* Stair can be installed with additional stock panels to create a Sundeck Area at the Top or 2nd tread level - Installer MUST provide correct tread size for liner manufacturing \*\*\*

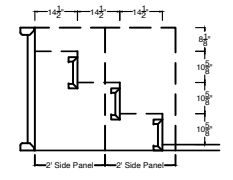


<b>FILE NUMBER :</b> 04VS0890-24B	THIS POOL CONFORMS TO CURRENT <u>APSP/ANSI/ICC-5 2011 &amp; ISPC 2015</u> STANDARDS FOR RESIDENTIAL INGROUND SWIMMING POOLS	<b>CUSTOMER SIGNATURE REQUIRED</b>	<b>DATE</b>
Perimeter : ----	33 Wade Rd. Latham, NY 12110 phn: 518-786-1200 fax: 518-786-0954	<b>DEALER NAME :</b> ----	<b>STEEL</b>
Surface Area : ----		<b>CUSTOMER NAME :</b> ----	
Volume : ----	<b>SCALE</b> n/a	WARNING: SWIMMING POOLS CAN BE DANGEROUS WHEN USED IMPROPERLY CONSULT YOUR DEALER FOR SAFETY INFORMATION ON SAFE USE. IT IS THE RESPONSIBILITY OF TOWN OFFICIALS, BUILDERS AND THE HOMEOWNERS TO FOLLOW ALL SAFETY RECOMMENDATIONS OF ANSI/APSP, LOCAL ORDINANCES AND EQUIPMENT MANUFACTURERS.	
<b>DRAWN BY :</b> jeide	DEPTH AND SHAPE OF POOL MEET MINIMUM STANDARDS OF THE INTERNATIONAL SWIMMING POOL AND SPA CODE 2018 FOR IN-GROUND SWIMMING POOLS. A MEANS ENTRY/EXIT FOR BOTH THE DEEP END AND THE SHALLOW END OF THE POOL MUST BE PROVIDED IN ACCORDANCE WITH THE 2018 INTERNATIONAL SWIMMING POOL AND SPA CODE SECTION 809. EQUIPOTENTIAL BONDING MUST BE PROVIDED IN ACCORDANCE WITH THE NATIONAL ELECTRICAL CODE NFPA 70. ALL A-FRAME BRACES ARE TO BE MOUNDED WITH MINIMUM 8 INCH DEEP POURED 2500 P.S.I. CONCRETE COLLAR AROUND ENTIRE PERIMETER OF POOL. NO DIVING LABELS ARE TO BE INSTALLED AROUND THE PERIMETER OF POOL AS REQUIRED. SUCTION ENTRAPMENT AVOIDANCE IS TO BE INSTALLED IN ACCORDANCE WITH ANSI/APSP/ICC-7. ALL WORK NOT SPECIFICALLY SHOWN IS TO BE DONE IN ACCORDANCE WITH THE REQUIREMENTS OF THE 2018 INTERNATIONAL SWIMMING POOL AND SPA CODE AND ALL OTHER APPLICABLE CODES.		

**04VS1090-24B**

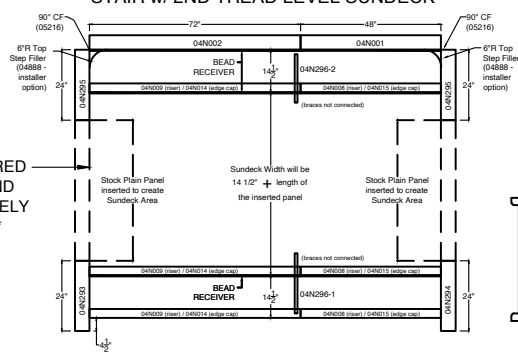


**STANDARD STAIR**



**04VS1090-24B**

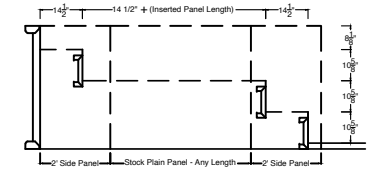
**STAIR w/ 2ND TREAD LEVEL SUNDECK**



\*\*\*BEAD RECEIVER IS REQUIRED FOR SIDES OF SUNDECK AND MUST BE ORDERED SEPARATELY BASED ON QTY NEEDED\*\*\*

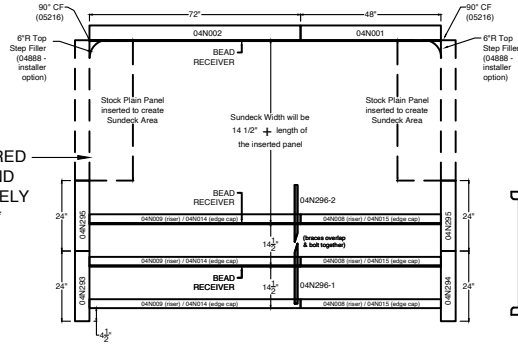
**SPECIAL 10' NEXUS STAIR w/ SPLIT SIDE PANELS**

\*\*\* Stair can be installed with additional stock panels to create a Sundeck Area at the Top or 2nd tread level - Installer MUST provide correct tread size for liner manufacturing \*\*\*



**04VS1090-24B**

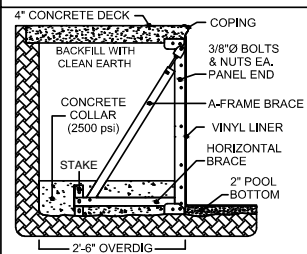
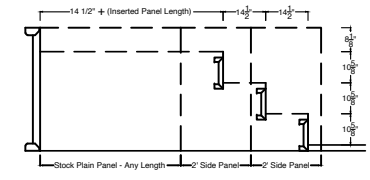
**STAIR w/ TOP TREAD LEVEL SUNDECK**



\*\*\*BEAD RECEIVER IS REQUIRED FOR SIDES OF SUNDECK AND MUST BE ORDERED SEPARATELY BASED ON QTY NEEDED\*\*\*

**SPECIAL 10' NEXUS STAIR w/ SPLIT SIDE PANELS**

\*\*\* Stair can be installed with additional stock panels to create a Sundeck Area at the Top or 2nd tread level - Installer MUST provide correct tread size for liner manufacturing \*\*\*



<b>FILE NUMBER :</b> 04VS1090-24B	
Perimeter : ----	
Surface Area : ----	
Volume : ----	
<b>DRAWN BY :</b> jeide	<b>SCALE :</b> n/a

THIS POOL CONFORMS TO CURRENT **APSP/ANSI/ICC-5 2011 & ISPC 2015** STANDARDS FOR RESIDENTIAL INGROUND SWIMMING POOLS

33 Wade Rd.  
Latham, NY 12110  
phn: 518-786-1200  
fax: 518-786-0954

**CUSTOMER SIGNATURE REQUIRED**

DATE

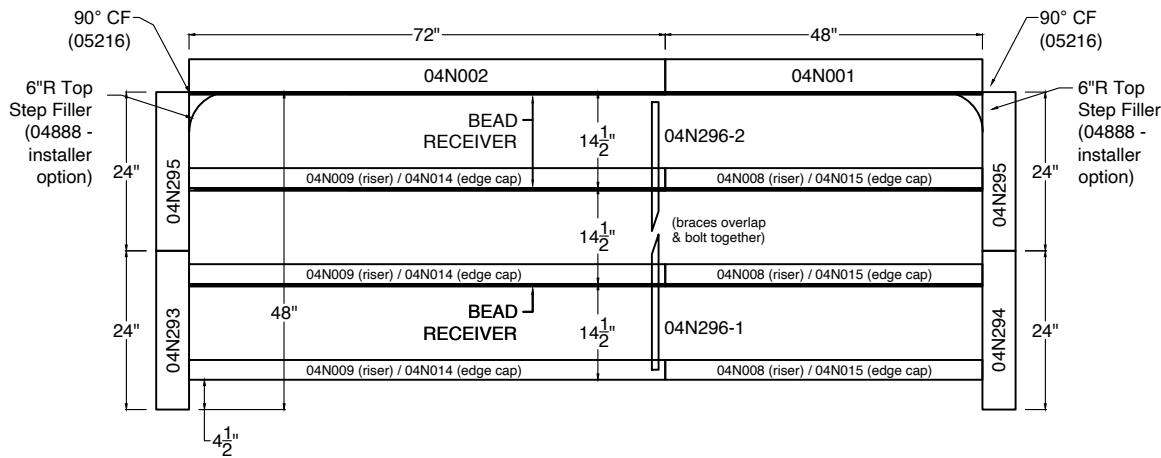
DEALER NAME : ----

CUSTOMER NAME : ----

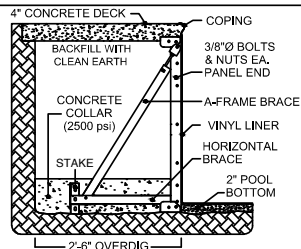
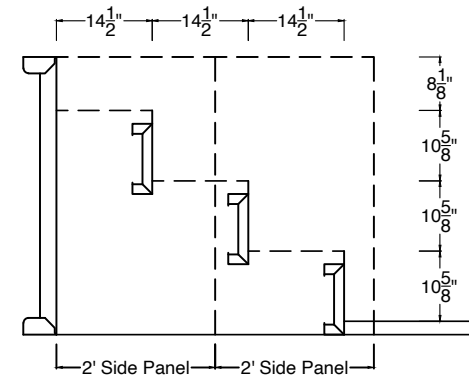
**STEEL**

DEPTH AND SHAPE OF POOL MEET MINIMUM STANDARDS OF THE INTERNATIONAL SWIMMING POOL AND SPA CODE 2018 FOR IN-GROUND SWIMMING POOLS. A MEANS ENTRY/EXIT FOR BOTH THE DEEP END AND THE SHALLOW END OF THE POOL MUST BE PROVIDED IN ACCORDANCE WITH THE 2018 INTERNATIONAL SWIMMING POOL AND SPA CODE SECTION 809. EQUIPOTENTIAL BONDING MUST BE PROVIDED IN ACCORDANCE WITH THE NATIONAL ELECTRICAL CODE NFPA 70. ALL A-FRAME BRACES ARE TO BE MOUNTED WITH MINIMUM 8 INCH DEEP POURED 2500 P.S.I. CONCRETE COLLAR AROUND ENTIRE PERIMETER OF POOL. NO DIVING LABELS ARE TO BE INSTALLED AROUND THE PERIMETER OF POOL AS REQUIRED. SUCTION ENTRAPMENT AVOIDANCE IS TO BE INSTALLED IN ACCORDANCE WITH ANSI/APSP/ICC-7. ALL WORK NOT SPECIFICALLY SHOWN IS TO BE DONE IN ACCORDANCE WITH THE REQUIREMENTS OF THE 2018 INTERNATIONAL SWIMMING POOL AND SPA CODE AND ALL OTHER APPLICABLE CODES.

# 04VS1090-24B



## STANDARD STAIR

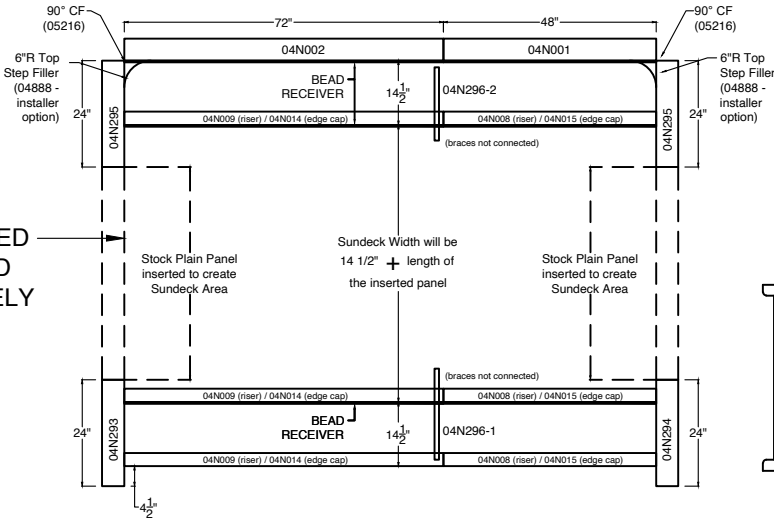


<p><b>FILE NUMBER :</b> 04VS1090-24B</p> <p>Perimeter : ----</p> <p>Surface Area : ----</p> <p>Volume : ----</p> <p><b>DRAWN BY:</b> jeide</p> <p><b>SCALE:</b> n/a</p>	<p>THIS POOL CONFORMS TO CURRENT <b>APSP/ANSI/ICC-5 2011 &amp; ISPC 2015</b> STANDARDS FOR RESIDENTIAL INGROUND SWIMMING POOLS</p> <p>33 Wade Rd. Latham, NY 12110 phn: 518-786-1200 fax: 518-786-0954</p>	<p><b>CUSTOMER SIGNATURE REQUIRED</b></p> <p>DATE</p>	<p><b>DEALER NAME :</b> ----</p> <p><b>CUSTOMER NAME :</b> ----</p>
		<b>STEEL</b>	
<p>WARNING: SWIMMING POOLS CAN BE DANGEROUS WHEN USED IMPROPERLY CONSULT YOUR DEALER FOR SAFETY INFORMATION ON SAFE USE. IT IS THE RESPONSIBILITY OF TOWN OFFICIALS, BUILDERS AND THE HOMEOWNERS TO FOLLOW ALL SAFETY RECOMMENDATIONS OF ANSI/APSP, LOCAL ORDINANCES AND EQUIPMENT MANUFACTURERS.</p> <p><small>DEPTH AND SHAPE OF POOL MEET MINIMUM STANDARDS OF THE INTERNATIONAL SWIMMING POOL AND SPA CODE 2018 FOR IN-GROUND SWIMMING POOLS. A MEANS ENTRY/EXIT FOR BOTH THE DEEP END AND THE SHALLOW END OF THE POOL MUST BE PROVIDED IN ACCORDANCE WITH THE 2018 INTERNATIONAL SWIMMING POOL AND SPA CODE SECTION 809. EQUIPOTENTIAL BONDING MUST BE PROVIDED IN ACCORDANCE WITH THE NATIONAL ELECTRICAL CODE NFPA 70. ALL A-FRAME BRACES ARE TO BE MOUNDED WITH MINIMUM 8 INCH DEEP POURED 2500 P.S.I. CONCRETE COLLAR AROUND ENTIRE PERIMETER OF POOL. NO DIVING LABELS ARE TO BE INSTALLED AROUND THE PERIMETER OF POOL AS REQUIRED. SUCTION ENTRAPMENT AVOIDANCE IS TO BE INSTALLED IN ACCORDANCE WITH ANSI/APSP/ICC-7. ALL WORK NOT SPECIFICALLY SHOWN IS TO BE DONE IN ACCORDANCE WITH THE REQUIREMENTS OF THE 2018 INTERNATIONAL SWIMMING POOL AND SPA CODE AND ALL OTHER APPLICABLE CODES.</small></p>			

**04VS1090-24B**

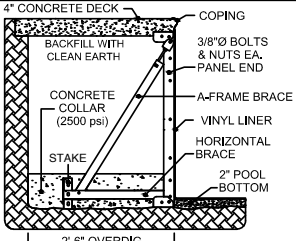
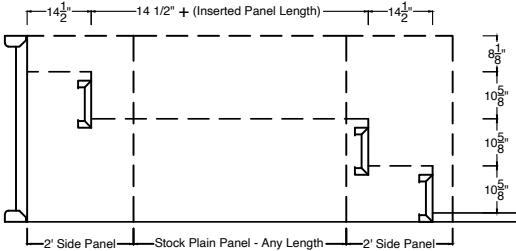
\*\*\*BEAD RECEIVER IS REQUIRED FOR SIDES OF SUNDECK AND MUST BE ORDERED SEPARATELY BASED ON QTY NEEDED\*\*\*

**STAIR w/ 2ND TREAD LEVEL SUNDECK**



**SPECIAL 10' NEXUS STAIR w/ SPLIT SIDE PANELS**

\*\*\* Stair can be installed with additional stock panels to create a Sundeck Area at the Top or 2nd tread level - Installer MUST provide correct tread size for liner manufacturing \*\*\*



**FILE NUMBER :** 04VS1090-24B  
**Perimeter :** ----  
**Surface Area :** ----  
**Volume :** ----  
**DRAWN BY :** jeide  
**SCALE :** n/a

THIS POOL CONFORMS TO CURRENT APSP/ANSI/ICC-5 2011 & ISPC 2015 STANDARDS FOR RESIDENTIAL INGROUND SWIMMING POOLS

33 Wade Rd.  
 Latham, NY 12110  
 phn: 518-786-1200  
 fax: 518-786-0954

**Imperial POOLS**

**CUSTOMER SIGNATURE REQUIRED**

**DATE**

**DEALER NAME :** ----  
**CUSTOMER NAME :** ----

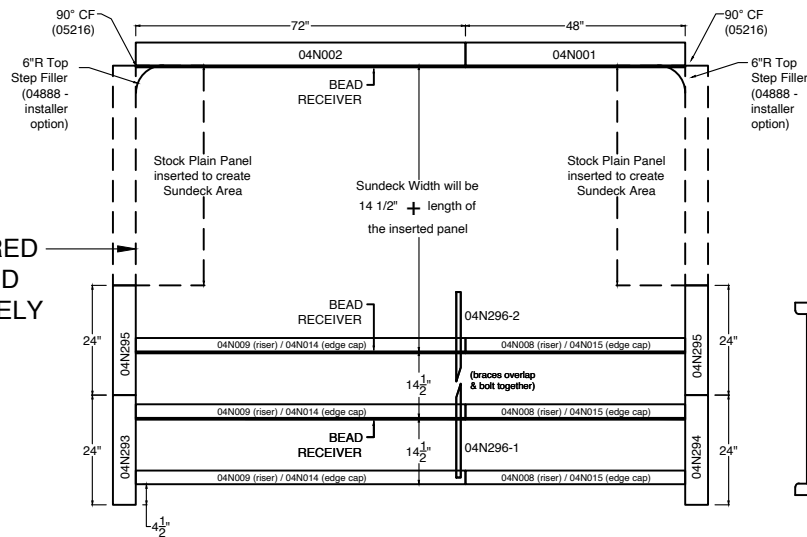
**STEEL**

DEPTH AND SHAPE OF POOL MEET MINIMUM STANDARDS OF THE INTERNATIONAL SWIMMING POOL AND SPA CODE 2018 FOR IN-GROUND SWIMMING POOLS. A MEANS ENTRY/EXIT FOR BOTH THE DEEP END AND THE SHALLOW END OF THE POOL MUST BE PROVIDED IN ACCORDANCE WITH THE 2018 INTERNATIONAL SWIMMING POOL AND SPA CODE SECTION 809. EQUIPOTENTIAL BONDING MUST BE PROVIDED IN ACCORDANCE WITH THE NATIONAL ELECTRICAL CODE NFPA 70. ALL A-FRAME BRACES ARE TO BE MOUNDED WITH MINIMUM 8 INCH DEEP POURED 2500 P.S.I. CONCRETE COLLAR AROUND ENTIRE PERIMETER OF POOL. NO DIVING LABELS ARE TO BE INSTALLED AROUND THE PERIMETER OF POOL AS REQUIRED. SUCTION ENTRAPMENT AVOIDANCE IS TO BE INSTALLED IN ACCORDANCE WITH ANSI/APSP/ICC-7. ALL WORK NOT SPECIFICALLY SHOWN IS TO BE DONE IN ACCORDANCE WITH THE REQUIREMENTS OF THE 2018 INTERNATIONAL SWIMMING POOL AND SPA CODE AND ALL OTHER APPLICABLE CODES.

**04VS1090-24B**

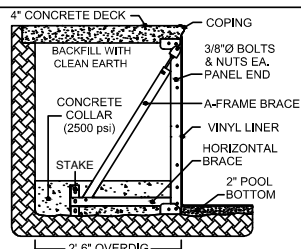
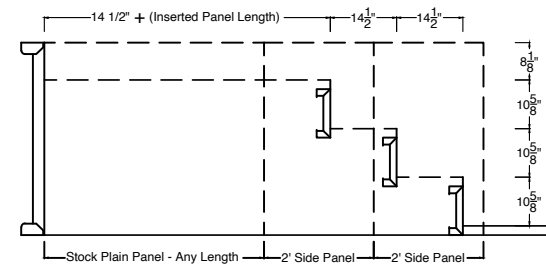
\*\*\*BEAD RECEIVER IS REQUIRED FOR SIDES OF SUNDECK AND MUST BE ORDERED SEPARATELY BASED ON QTY NEEDED\*\*\*

**STAIR w/ TOP TREAD LEVEL SUNDECK**



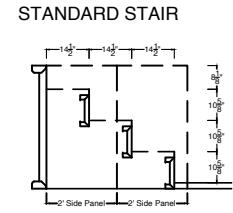
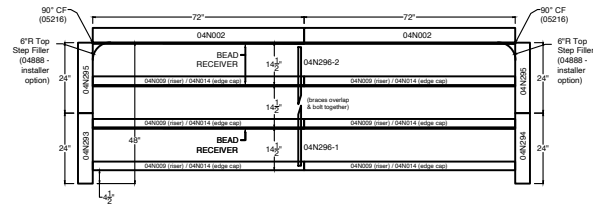
**SPECIAL 10' NEXUS STAIR w/ SPLIT SIDE PANELS**

\*\*\* Stair can be installed with additional stock panels to create a Sundeck Area at the Top or 2nd tread level - Installer MUST provide correct tread size for liner manufacturing \*\*\*

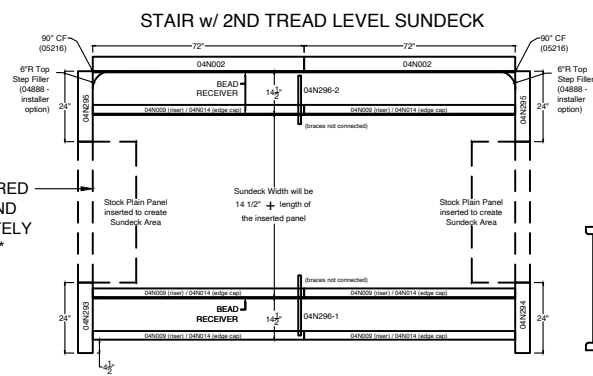


<b>FILE NUMBER :</b> 04VS1090-24B	THIS POOL CONFORMS TO CURRENT APSP/ANSI/ICC-5 2011 & ISPC 2015 STANDARDS FOR RESIDENTIAL INGROUND SWIMMING POOLS	<b>CUSTOMER SIGNATURE REQUIRED</b>	<b>DATE</b>
<b>Perimeter :</b> ----	33 Wade Rd. Latham, NY 12110 phn: 518-786-1200	<b>DEALER NAME :</b> ----	<b>STEEL</b>
<b>Surface Area :</b> ----	phn: 518-786-0954	<b>CUSTOMER NAME :</b> ----	
<b>Volume :</b> ----	<b>SCALE</b> n/a	WARNING: SWIMMING POOLS CAN BE DANGEROUS WHEN USED IMPROPERLY CONSULT YOUR DEALER FOR SAFETY INFORMATION ON SAFE USE. IT IS THE RESPONSIBILITY OF TOWN OFFICIALS, BUILDERS AND THE HOMEOWNERS TO FOLLOW ALL SAFETY RECOMMENDATIONS OF ANSI/APSP, LOCAL ORDINANCES AND EQUIPMENT MANUFACTURERS.	
<b>DRAWN BY:</b> jeide	DEPTH AND SHAPE OF POOL MEET MINIMUM STANDARDS OF THE INTERNATIONAL SWIMMING POOL AND SPA CODE 2018 FOR IN-GROUND SWIMMING POOLS. A MEANS ENTRY/EXIT FOR BOTH THE DEEP END AND THE SHALLOW END OF THE POOL MUST BE PROVIDED IN ACCORDANCE WITH THE 2018 INTERNATIONAL SWIMMING POOL AND SPA CODE SECTION 809. EQUIPOTENTIAL BONDING MUST BE PROVIDED IN ACCORDANCE WITH THE NATIONAL ELECTRICAL CODE NFPA 70. ALL A-FRAME BRACES ARE TO BE MOUNDED WITH MINIMUM 8 INCH DEEP POURED 2500 P.S.I. CONCRETE COLLAR AROUND ENTIRE PERIMETER OF POOL. NO DIVING LABELS ARE TO BE INSTALLED AROUND THE PERIMETER OF POOL AS REQUIRED. SUCTION ENTRAPMENT AVOIDANCE IS TO BE INSTALLED IN ACCORDANCE WITH ANSI/APSP/ICC-7. ALL WORK NOT SPECIFICALLY SHOWN IS TO BE DONE IN ACCORDANCE WITH THE REQUIREMENTS OF THE 2018 INTERNATIONAL SWIMMING POOL AND SPA CODE AND ALL OTHER APPLICABLE CODES.		

**04VS1290-24B**

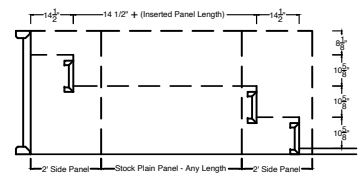


**04VS1290-24B**

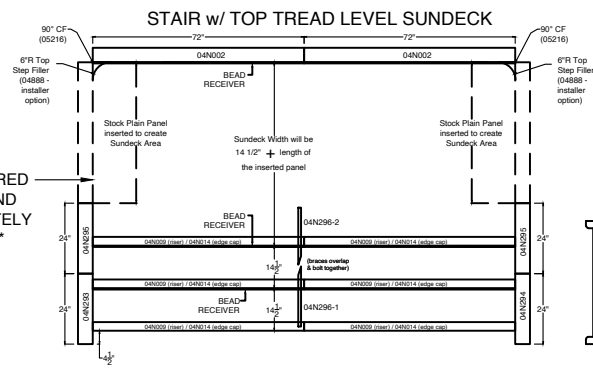


**\*\*\*BEAD RECEIVER IS REQUIRED FOR SIDES OF SUNDECK AND MUST BE ORDERED SEPARATELY BASED ON QTY NEEDED\*\*\***

**SPECIAL 12' NEXUS STAIR w/ SPLIT SIDE PANELS**  
**\*\*\* Stair can be installed with additional stock panels to create a Sundeck Area at the Top or 2nd tread level - Installer MUST provide correct tread size for liner manufacturing \*\*\***

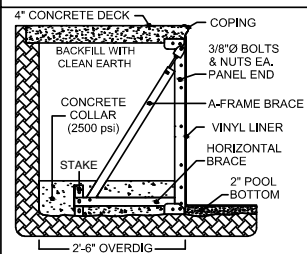
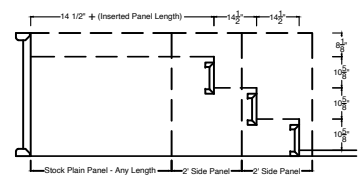


**04VS1290-24B**



**\*\*\*BEAD RECEIVER IS REQUIRED FOR SIDES OF SUNDECK AND MUST BE ORDERED SEPARATELY BASED ON QTY NEEDED\*\*\***

**SPECIAL 12' NEXUS STAIR w/ SPLIT SIDE PANELS**  
**\*\*\* Stair can be installed with additional stock panels to create a Sundeck Area at the Top or 2nd tread level - Installer MUST provide correct tread size for liner manufacturing \*\*\***



**FILE NUMBER : 04VS1290-24B**

Perimeter : ----

Surface Area : ----

Volume : ----

DRAWN BY: jeide

SCALE: n/a

33 Wade Rd.  
 Latham, NY 12110  
 phn: 518-786-1200  
 fax: 518-786-0954

THIS POOL CONFORMS TO CURRENT APSP/ANSI/ICC-5 2011 & ISPC 2015 STANDARDS FOR RESIDENTIAL INGROUND SWIMMING POOLS

**CUSTOMER SIGNATURE REQUIRED**

DATE

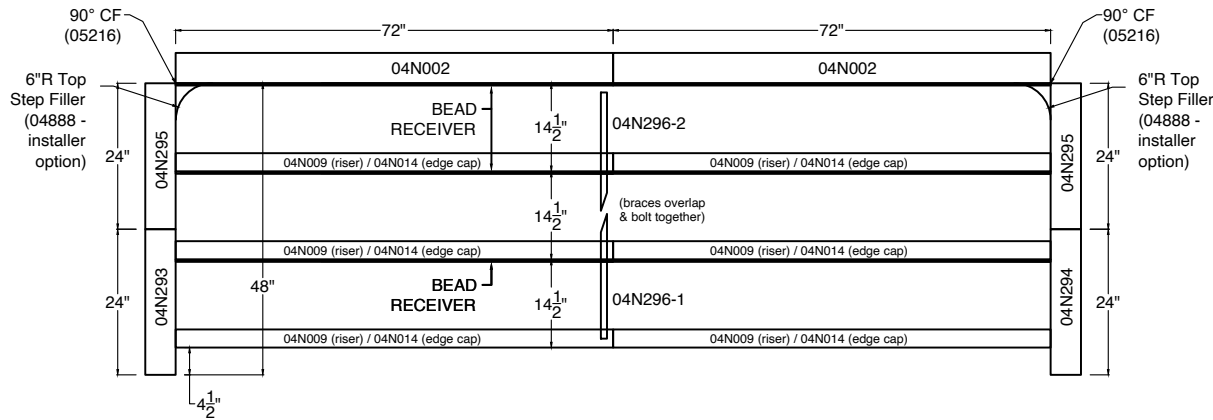
DEALER NAME : ----

CUSTOMER NAME : ----

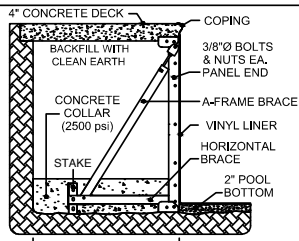
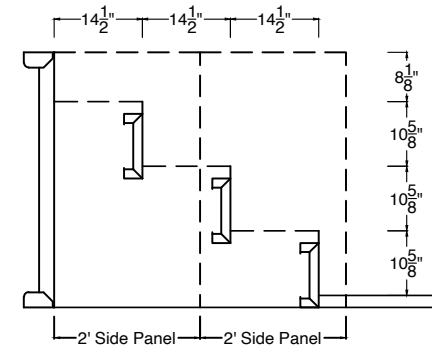
**STEEL**

DEPTH AND SHAPE OF POOL MEET MINIMUM STANDARDS OF THE INTERNATIONAL SWIMMING POOL AND SPA CODE 2018 FOR IN-GROUND SWIMMING POOLS. A MEANS ENTRY/EXIT FOR BOTH THE DEEP END AND THE SHALLOW END OF THE POOL MUST BE PROVIDED IN ACCORDANCE WITH THE 2018 INTERNATIONAL SWIMMING POOL AND SPA CODE SECTION 809. EQUIPOTENTIAL BONDING MUST BE PROVIDED IN ACCORDANCE WITH THE NATIONAL ELECTRICAL CODE NFPA 70. ALL A-FRAME BRACES ARE TO BE MOUNTED WITH MINIMUM 8 INCH DEEP POURED 2500 P.S.I. CONCRETE COLLAR AROUND ENTIRE PERIMETER OF POOL. NO DIVING LABELS ARE TO BE INSTALLED AROUND THE PERIMETER OF POOL AS REQUIRED. SUCTION ENTRAPMENT AVOIDANCE IS TO BE INSTALLED IN ACCORDANCE WITH ANSI/APSP/ICC-7. ALL WORK NOT SPECIFICALLY SHOWN IS TO BE DONE IN ACCORDANCE WITH THE REQUIREMENTS OF THE 2018 INTERNATIONAL SWIMMING POOL AND SPA CODE AND ALL OTHER APPLICABLE CODES.

# 04VS1290-24B



## STANDARD STAIR



**FILE NUMBER :** 04VS1290-24B

**Perimeter :** ----

**Surface Area :** ----

**Volume :** ----

**DRAWN BY :** jeide

**SCALE :** n/a

33 Wade Rd.  
Latham, NY 12110  
phn: 518-786-1200  
fax: 518-786-0954

THIS POOL CONFORMS TO CURRENT  
APSP/ANSI/ICC-5 2011 & ISPC 2015  
STANDARDS FOR RESIDENTIAL  
INGROUND SWIMMING POOLS



**CUSTOMER SIGNATURE REQUIRED**

**DATE**

**DEALER NAME :** ----  
**CUSTOMER NAME :** ----

**STEEL**

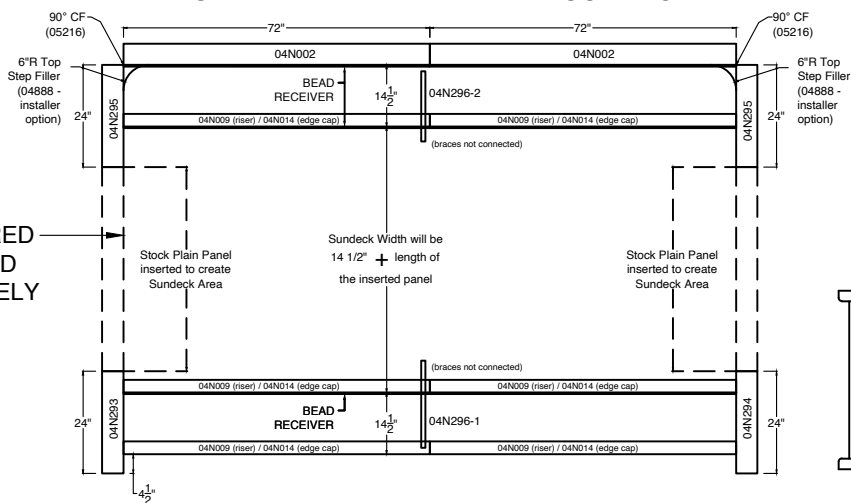
WARNING: SWIMMING POOLS CAN BE DANGEROUS WHEN USED IMPROPERLY CONSULT YOUR DEALER FOR SAFETY INFORMATION ON SAFE USE. IT IS THE RESPONSIBILITY OF TOWN OFFICIALS, BUILDERS AND THE HOMEOWNERS TO FOLLOW ALL SAFETY RECOMMENDATIONS OF ANSI/APSP, LOCAL ORDINANCES AND EQUIPMENT MANUFACTURERS.

DEPTH AND SHAPE OF POOL MEET MINIMUM STANDARDS OF THE INTERNATIONAL SWIMMING POOL AND SPA CODE 2018 FOR IN-GROUND SWIMMING POOLS. A MEANS ENTRY/EXIT FOR BOTH THE DEEP END AND THE SHALLOW END OF THE POOL MUST BE PROVIDED IN ACCORDANCE WITH THE 2018 INTERNATIONAL SWIMMING POOL AND SPA CODE SECTION 809. EQUIPOTENTIAL BONDING MUST BE PROVIDED IN ACCORDANCE WITH THE NATIONAL ELECTRICAL CODE NFPA 70. ALL A-FRAME BRACES ARE TO BE MOUNDED WITH MINIMUM 8 INCH DEEP POURED 2500 P.S.I. CONCRETE COLLAR AROUND ENTIRE PERIMETER OF POOL. NO DIVING LABELS ARE TO BE INSTALLED AROUND THE PERIMETER OF POOL AS REQUIRED. SUCTION ENTRAPMENT AVOIDANCE IS TO BE INSTALLED IN ACCORDANCE WITH ANSI/APSP/ICC-7. ALL WORK NOT SPECIFICALLY SHOWN IS TO BE DONE IN ACCORDANCE WITH THE REQUIREMENTS OF THE 2018 INTERNATIONAL SWIMMING POOL AND SPA CODE AND ALL OTHER APPLICABLE CODES.

**04VS1290-24B**

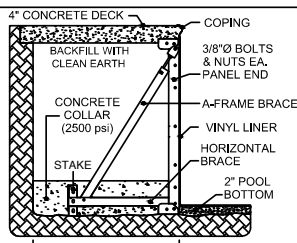
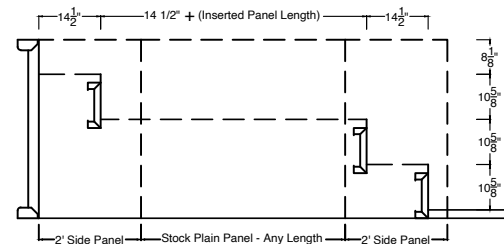
\*\*\*BEAD RECEIVER IS REQUIRED FOR SIDES OF SUNDECK AND MUST BE ORDERED SEPARATELY BASED ON QTY NEEDED\*\*\*

**STAIR w/ 2ND TREAD LEVEL SUNDECK**



**SPECIAL 12' NEXUS STAIR w/ SPLIT SIDE PANELS**

\*\*\* Stair can be installed with additional stock panels to create a Sundeck Area at the Top or 2nd tread level - Installer MUST provide correct tread size for liner manufacturing \*\*\*

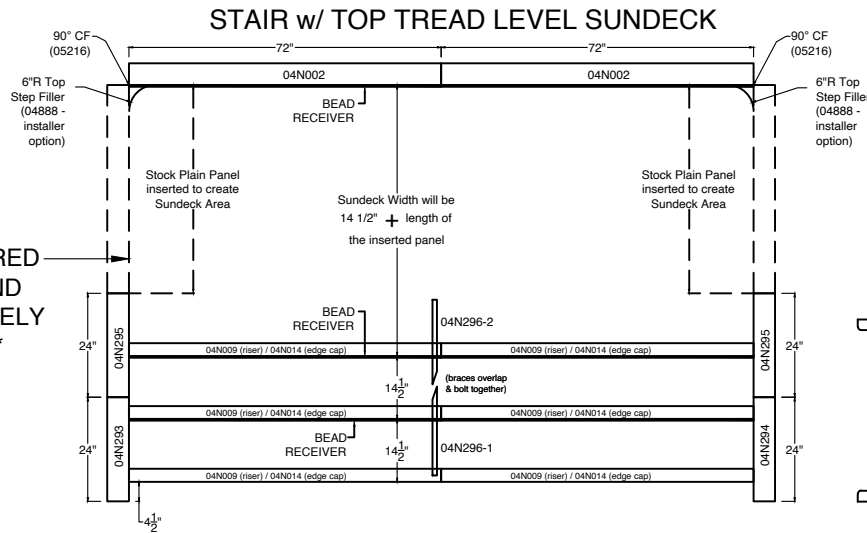


<b>FILE NUMBER :</b> 04VS1290-24B	THIS POOL CONFORMS TO CURRENT APSP/ANSI/ICC-5 2011 & ISPC 2015 STANDARDS FOR RESIDENTIAL INGROUND SWIMMING POOLS	<b>CUSTOMER SIGNATURE REQUIRED</b>	<b>DATE</b>
<b>Perimeter :</b> ----	33 Wade Rd. Latham, NY 12110 phn: 518-786-1200 fax: 518-786-0954	<b>DEALER NAME :</b> ---- <b>CUSTOMER NAME :</b> ----	<b>STEEL</b>
<b>Surface Area :</b> ----			
<b>Volume :</b> ----	<b>SCALE</b> n/a	WARNING: SWIMMING POOLS CAN BE DANGEROUS WHEN USED IMPROPERLY CONSULT YOUR DEALER FOR SAFETY INFORMATION ON SAFE USE. IT IS THE RESPONSIBILITY OF TOWN OFFICIALS, BUILDERS AND THE HOMEOWNERS TO FOLLOW ALL SAFETY RECOMMENDATIONS OF ANSI/APSP, LOCAL ORDINANCES AND EQUIPMENT MANUFACTURERS.	
<b>DRAWN BY :</b> jeide	DEPTH AND SHAPE OF POOL MEET MINIMUM STANDARDS OF THE INTERNATIONAL SWIMMING POOL AND SPA CODE 2018 FOR IN-GROUND SWIMMING POOLS. A MEANS ENTRY/EXIT FOR BOTH THE DEEP END AND THE SHALLOW END OF THE POOL MUST BE PROVIDED IN ACCORDANCE WITH THE 2018 INTERNATIONAL SWIMMING POOL AND SPA CODE SECTION 809. EQUIPOTENTIAL BONDING MUST BE PROVIDED IN ACCORDANCE WITH THE NATIONAL ELECTRICAL CODE NFPA 70. ALL A-FRAME BRACES ARE TO BE MOUNDED WITH MINIMUM 8 INCH DEEP POURED 2500 P.S.I. CONCRETE COLLAR AROUND ENTIRE PERIMETER OF POOL. NO DIVING LABELS ARE TO BE INSTALLED AROUND THE PERIMETER OF POOL AS REQUIRED. SUCTION ENTRAPMENT AVOIDANCE IS TO BE INSTALLED IN ACCORDANCE WITH ANSI/APSP/ICC-7. ALL WORK NOT SPECIFICALLY SHOWN IS TO BE DONE IN ACCORDANCE WITH THE REQUIREMENTS OF THE 2018 INTERNATIONAL SWIMMING POOL AND SPA CODE AND ALL OTHER APPLICABLE CODES.		



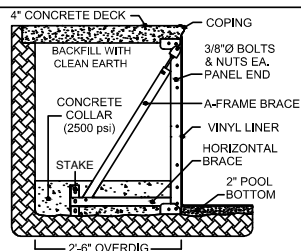
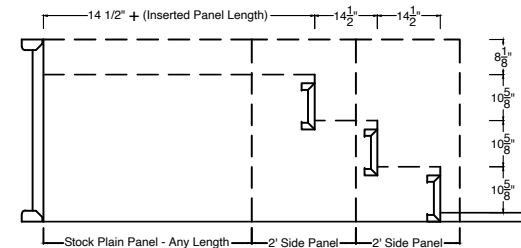
**04VS1290-24B**

\*\*\*BEAD RECEIVER IS REQUIRED FOR SIDES OF SUNDECK AND MUST BE ORDERED SEPARATELY BASED ON QTY NEEDED\*\*\*



**SPECIAL 12' NEXUS STAIR w/ SPLIT SIDE PANELS**

\*\*\* Stair can be installed with additional stock panels to create a Sundeck Area at the Top or 2nd tread level - Installer MUST provide correct tread size for liner manufacturing \*\*\*



**FILE NUMBER :** 04VS1290-24B

Perimeter : ----

Surface Area : ----

Volume : ----

**DRAWN BY :** jeide

**SCALE :** n/a

33 Wade Rd.  
Latham, NY 12110  
phn: 518-786-1200  
fax: 518-786-0954

THIS POOL CONFORMS TO CURRENT APSP/ANSI/ICC-5 2011 & ISPC 2015 STANDARDS FOR RESIDENTIAL INGROUND SWIMMING POOLS



**CUSTOMER SIGNATURE REQUIRED**

DATE

**DEALER NAME :** ----

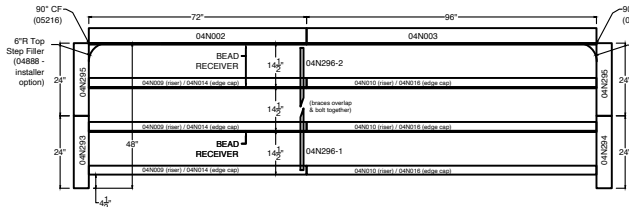
**CUSTOMER NAME :** ----

**STEEL**

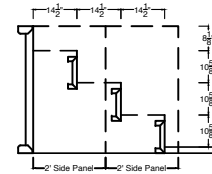
WARNING: SWIMMING POOLS CAN BE DANGEROUS WHEN USED IMPROPERLY CONSULT YOUR DEALER FOR SAFETY INFORMATION ON SAFE USE. IT IS THE RESPONSIBILITY OF TOWN OFFICIALS, BUILDERS AND THE HOMEOWNERS TO FOLLOW ALL SAFETY RECOMMENDATIONS OF ANSI/APSP, LOCAL ORDINANCES AND EQUIPMENT MANUFACTURERS.

DEPTH AND SHAPE OF POOL MEET MINIMUM STANDARDS OF THE INTERNATIONAL SWIMMING POOL AND SPA CODE 2018 FOR IN-GROUND SWIMMING POOLS. A MEANS ENTRY/EXIT FOR BOTH THE DEEP END AND THE SHALLOW END OF THE POOL MUST BE PROVIDED IN ACCORDANCE WITH THE 2018 INTERNATIONAL SWIMMING POOL AND SPA CODE SECTION 809. EQUIPOTENTIAL BONDING MUST BE PROVIDED IN ACCORDANCE WITH THE NATIONAL ELECTRICAL CODE NFPA 70. ALL A-FRAME BRACES ARE TO BE MOUNDED WITH MINIMUM 8 INCH DEEP POURED 2500 P.S.I. CONCRETE COLLAR AROUND ENTIRE PERIMETER OF POOL. NO DIVING LABELS ARE TO BE INSTALLED AROUND THE PERIMETER OF POOL AS REQUIRED. SUCTION ENTRAPMENT AVOIDANCE IS TO BE INSTALLED IN ACCORDANCE WITH ANSI/APSP/ICC-7. ALL WORK NOT SPECIFICALLY SHOWN IS TO BE DONE IN ACCORDANCE WITH THE REQUIREMENTS OF THE 2018 INTERNATIONAL SWIMMING POOL AND SPA CODE AND ALL OTHER APPLICABLE CODES.

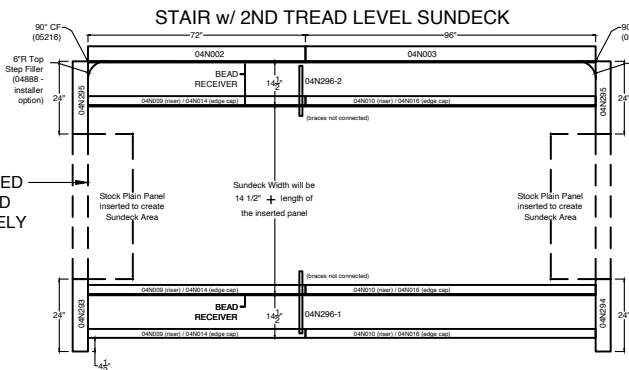
**04VS1490-24B**



**STANDARD STAIR**

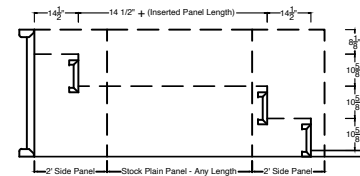


**04VS1490-24B**



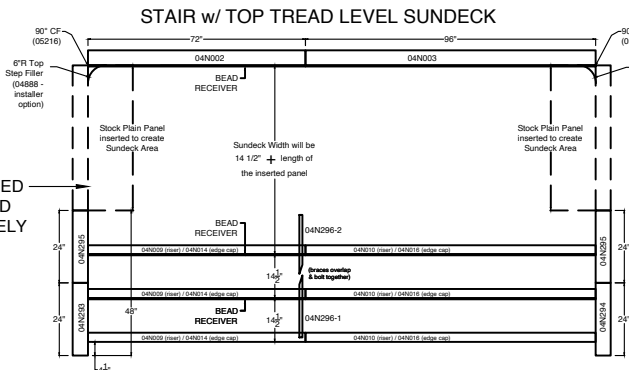
**SPECIAL 14' NEXUS STAIR w/ SPLIT SIDE PANELS**

\*\*\* Stair can be installed with additional stock panels to create a Sundeck Area at the Top or 2nd tread level - Installer MUST provide correct tread size for liner manufacturing \*\*\*



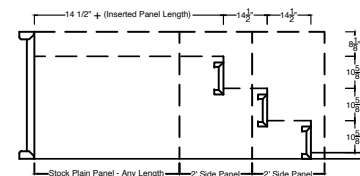
\*\*\*BEAD RECEIVER IS REQUIRED FOR SIDES OF SUNDECK AND MUST BE ORDERED SEPARATELY BASED ON QTY NEEDED\*\*\*

**04VS1490-24B**

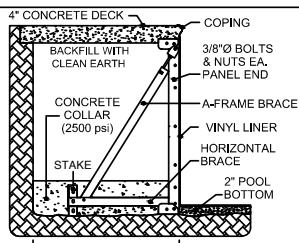


**SPECIAL 14' NEXUS STAIR w/ SPLIT SIDE PANELS**

\*\*\* Stair can be installed with additional stock panels to create a Sundeck Area at the Top or 2nd tread level - Installer MUST provide correct tread size for liner manufacturing \*\*\*



\*\*\*BEAD RECEIVER IS REQUIRED FOR SIDES OF SUNDECK AND MUST BE ORDERED SEPARATELY BASED ON QTY NEEDED\*\*\*



**FILE NUMBER : 04VS1490-24B**

Perimeter : ----

Surface Area : ----

Volume : ----

DRAWN BY: jeide

SCALE: n/a

33 Wade Rd.  
Latham, NY 12110  
phn: 518-786-1200  
fax: 518-786-0954

THIS POOL CONFORMS TO CURRENT APSP/ANSI/ICC-5 2011 & ISPC 2015 STANDARDS FOR RESIDENTIAL INGROUND SWIMMING POOLS



WARNING: SWIMMING POOLS CAN BE DANGEROUS WHEN USED IMPROPERLY CONSULT YOUR DEALER FOR SAFETY INFORMATION ON SAFE USE. IT IS THE RESPONSIBILITY OF TOWN OFFICIALS, BUILDERS AND THE HOMEOWNERS TO FOLLOW ALL SAFETY RECOMMENDATIONS OF ANSI/APSP, LOCAL ORDINANCES AND EQUIPMENT MANUFACTURERS.

CUSTOMER SIGNATURE REQUIRED

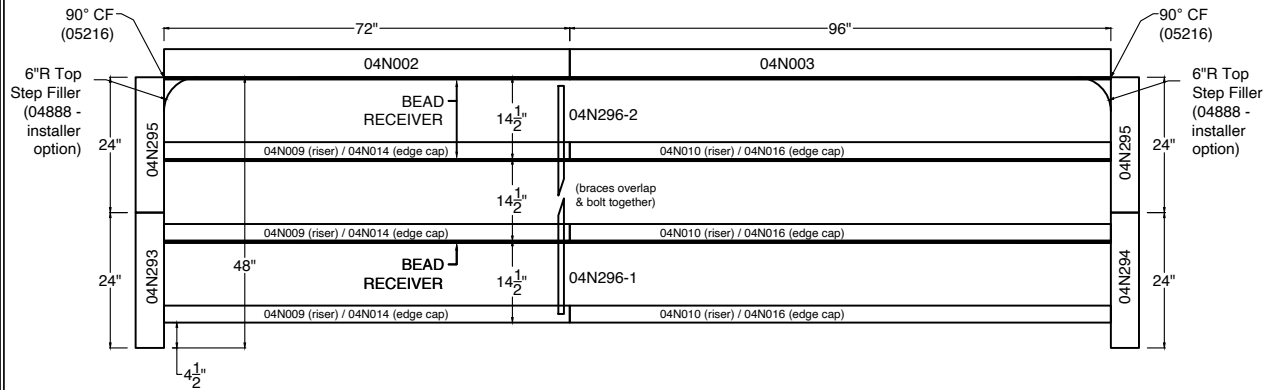
DATE

DEALER NAME: ----  
CUSTOMER NAME: ----

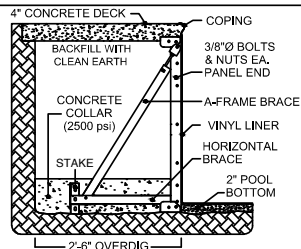
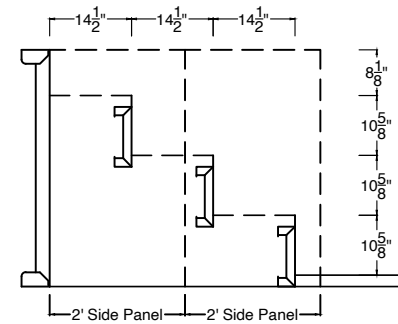
**STEEL**

DEPTH AND SHAPE OF POOL MEET MINIMUM STANDARDS OF THE INTERNATIONAL SWIMMING POOL AND SPA CODE 2018 FOR IN-GROUND SWIMMING POOLS. A MEANS ENTRY/EXIT FOR BOTH THE DEEP END AND THE SHALLOW END OF THE POOL MUST BE PROVIDED IN ACCORDANCE WITH THE 2018 INTERNATIONAL SWIMMING POOL AND SPA CODE SECTION 809. EQUIPOTENTIAL BONDING MUST BE PROVIDED IN ACCORDANCE WITH THE NATIONAL ELECTRICAL CODE NFPA 70. ALL A-FRAME BRACES ARE TO BE MOUNDED WITH MINIMUM 8 INCH DEEP POURED 2500 P.S.I. CONCRETE COLLAR AROUND ENTIRE PERIMETER OF POOL. NO DIVING LABELS ARE TO BE INSTALLED AROUND THE PERIMETER OF POOL AS REQUIRED. SUCTION ENTRAPMENT AVOIDANCE IS TO BE INSTALLED IN ACCORDANCE WITH ANSI/APSP/ICC-7. ALL WORK NOT SPECIFICALLY SHOWN IS TO BE DONE IN ACCORDANCE WITH THE REQUIREMENTS OF THE 2018 INTERNATIONAL SWIMMING POOL AND SPA CODE AND ALL OTHER APPLICABLE CODES.

# 04VS1490-24B



## STANDARD STAIR



**FILE NUMBER :** 04VS1490-24B

**Perimeter :** ----

**Surface Area :** ----

**Volume :** ----

**DRAWN BY :** jeide

**SCALE :** n/a

33 Wade Rd.  
Latham, NY 12110  
phn: 518-786-1200  
fax: 518-786-0954

THIS POOL CONFORMS TO CURRENT  
APSP/ANSI/ICC-5 2011 & ISpsc 2015  
STANDARDS FOR RESIDENTIAL  
INGROUND SWIMMING POOLS



WARNING: SWIMMING POOLS CAN BE DANGEROUS WHEN USED IMPROPERLY CONSULT YOUR DEALER FOR SAFETY INFORMATION ON SAFE USE. IT IS THE RESPONSIBILITY OF TOWN OFFICIALS, BUILDERS AND THE HOMEOWNERS TO FOLLOW ALL SAFETY RECOMMENDATIONS OF ANSI/APSP, LOCAL ORDINANCES AND EQUIPMENT MANUFACTURERS.

**CUSTOMER SIGNATURE REQUIRED**

**DATE**

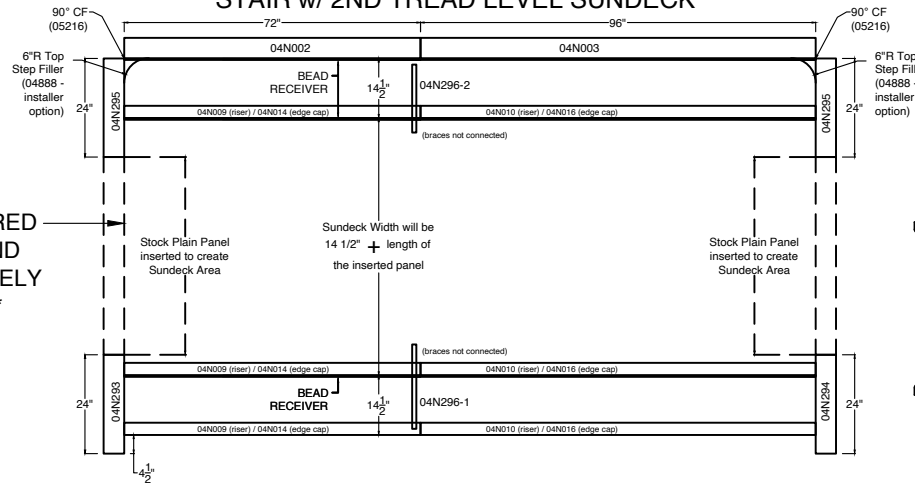
**DEALER NAME :** ----  
**CUSTOMER NAME :** ----

**STEEL**

DEPTH AND SHAPE OF POOL MEET MINIMUM STANDARDS OF THE INTERNATIONAL SWIMMING POOL AND SPA CODE 2018 FOR IN-GROUND SWIMMING POOLS. A MEANS ENTRY/EXIT FOR BOTH THE DEEP END AND THE SHALLOW END OF THE POOL MUST BE PROVIDED IN ACCORDANCE WITH THE 2018 INTERNATIONAL SWIMMING POOL AND SPA CODE SECTION 809. EQUIPOTENTIAL BONDING MUST BE PROVIDED IN ACCORDANCE WITH THE NATIONAL ELECTRICAL CODE NFPA 70. ALL A-FRAME BRACES ARE TO BE MOUNDED WITH MINIMUM 8 INCH DEEP POURED 2500 P.S.I. CONCRETE COLLAR AROUND ENTIRE PERIMETER OF POOL. NO DIVING LABELS ARE TO BE INSTALLED AROUND THE PERIMETER OF POOL AS REQUIRED. SUCTION ENTRAPMENT AVOIDANCE IS TO BE INSTALLED IN ACCORDANCE WITH ANSI/APSPIC-7. ALL WORK NOT SPECIFICALLY SHOWN IS TO BE DONE IN ACCORDANCE WITH THE REQUIREMENTS OF THE 2018 INTERNATIONAL SWIMMING POOL AND SPA CODE AND ALL OTHER APPLICABLE CODES.

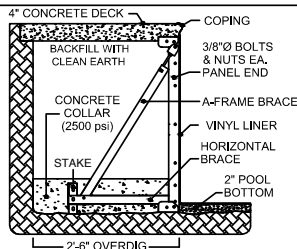
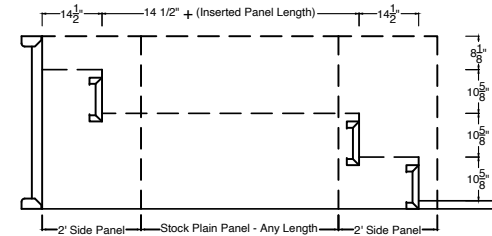
**04VS1490-24B**

**STAIR w/ 2ND TREAD LEVEL SUNDECK**



\*\*\*BEAD RECEIVER IS REQUIRED FOR SIDES OF SUNDECK AND MUST BE ORDERED SEPARATELY BASED ON QTY NEEDED\*\*\*

**SPECIAL 14' NEXUS STAIR w/ SPLIT SIDE PANELS**  
 \*\*\* Stair can be installed with additional stock panels to create a Sundeck Area at the Top or 2nd tread level - Installer MUST provide correct tread size for liner manufacturing \*\*\*



**FILE NUMBER : 04VS1490-24B**

Perimeter : ----

Surface Area : ----

Volume : ----

DRAWN BY : jeide

SCALE n/a

33 Wade Rd.  
 Latham, NY 12110  
 phn: 518-786-1200  
 fax: 518-786-0954

THIS POOL CONFORMS TO CURRENT  
APSP/ANSI/ICC-5 2011 & ISpsc 2015  
 STANDARDS FOR RESIDENTIAL  
 INGROUND SWIMMING POOLS



**CUSTOMER SIGNATURE REQUIRED**

**DATE**

DEALER NAME : ----  
 CUSTOMER NAME : ----

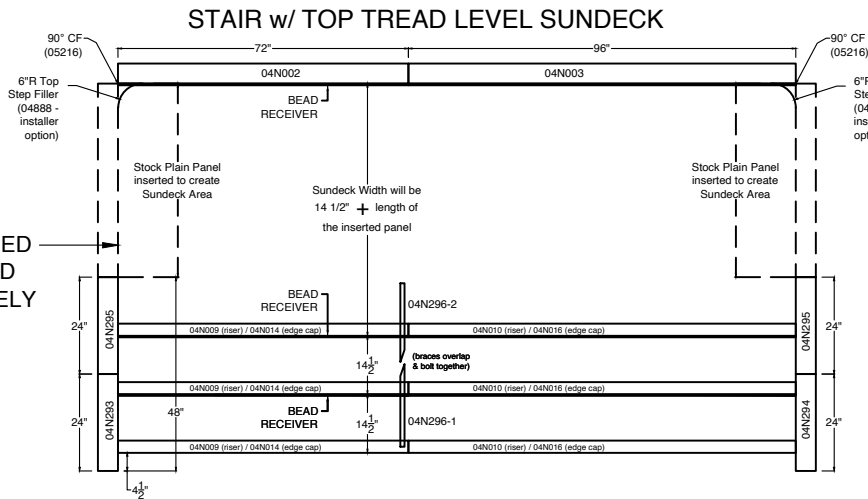
**STEEL**

WARNING: SWIMMING POOLS CAN BE DANGEROUS WHEN USED IMPROPERLY CONSULT YOUR DEALER FOR SAFETY INFORMATION ON SAFE USE. IT IS THE RESPONSIBILITY OF TOWN OFFICIALS, BUILDERS AND THE HOMEOWNERS TO FOLLOW ALL SAFETY RECOMMENDATIONS OF ANSI/APSP, LOCAL ORDINANCES AND EQUIPMENT MANUFACTURERS.

DEPTH AND SHAPE OF POOL MEET MINIMUM STANDARDS OF THE INTERNATIONAL SWIMMING POOL AND SPA CODE 2018 FOR IN-GROUND SWIMMING POOLS. A MEANS ENTRY/EXIT FOR BOTH THE DEEP END AND THE SHALLOW END OF THE POOL MUST BE PROVIDED IN ACCORDANCE WITH THE 2018 INTERNATIONAL SWIMMING POOL AND SPA CODE SECTION 809. EQUIPOTENTIAL BONDING MUST BE PROVIDED IN ACCORDANCE WITH THE NATIONAL ELECTRICAL CODE NFPA 70. ALL A-FRAME BRACES ARE TO BE MOUNDED WITH MINIMUM 8 INCH DEEP POURED 2500 P.S.I. CONCRETE COLLAR AROUND ENTIRE PERIMETER OF POOL. NO DIVING LABELS ARE TO BE INSTALLED AROUND THE PERIMETER OF POOL AS REQUIRED. SUCTION ENTRAPMENT AVOIDANCE IS TO BE INSTALLED IN ACCORDANCE WITH ANSI/APSP/ICC-7. ALL WORK NOT SPECIFICALLY SHOWN IS TO BE DONE IN ACCORDANCE WITH THE REQUIREMENTS OF THE 2018 INTERNATIONAL SWIMMING POOL AND SPA CODE AND ALL OTHER APPLICABLE CODES.

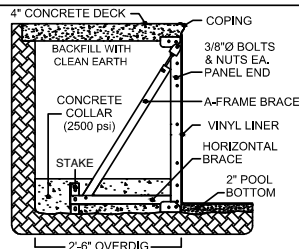
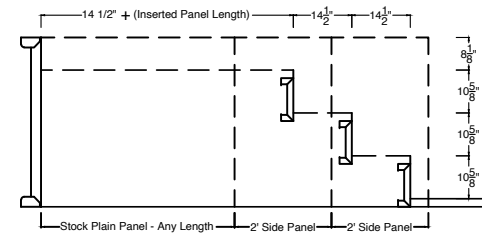
**04VS1490-24B**

\*\*\*BEAD RECEIVER IS REQUIRED FOR SIDES OF SUNDECK AND MUST BE ORDERED SEPARATELY BASED ON QTY NEEDED\*\*\*



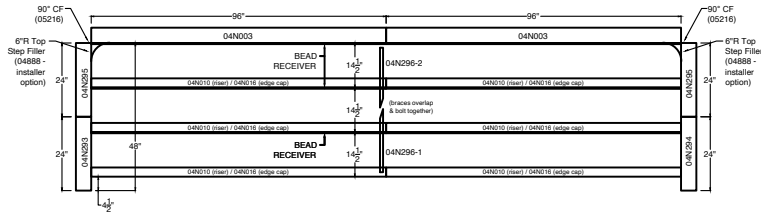
**SPECIAL 14' NEXUS STAIR w/ SPLIT SIDE PANELS**

\*\*\* Stair can be installed with additional stock panels to create a Sundeck Area at the Top or 2nd tread level - Installer MUST provide correct tread size for liner manufacturing \*\*\*

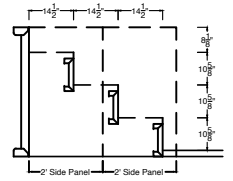


<b>FILE NUMBER : 04VS1490-24B</b>		THIS POOL CONFORMS TO CURRENT <u>APSP/ANSI/ICC-5 2011</u> & <u>ISPS 2015</u> STANDARDS FOR RESIDENTIAL INGROUND SWIMMING POOLS		<b>CUSTOMER SIGNATURE REQUIRED</b>		<b>DATE</b>	
Perimeter : ----		33 Wade Rd. Latham, NY 12110 phn: 518-786-1200		<b>DEALER NAME : ----</b>		<b>STEEL</b>	
Surface Area : ----		fax: 518-786-0954		<b>CUSTOMER NAME : ----</b>			
Volume : ----		DRAWN BY: jeide		SCALE: n/a		WARNING: SWIMMING POOLS CAN BE DANGEROUS WHEN USED IMPROPERLY CONSULT YOUR DEALER FOR SAFETY INFORMATION ON SAFE USE. IT IS THE RESPONSIBILITY OF TOWN OFFICIALS, BUILDERS AND THE HOMEOWNERS TO FOLLOW ALL SAFETY RECOMMENDATIONS OF ANSI/APSP, LOCAL ORDINANCES AND EQUIPMENT MANUFACTURERS.	
<small>DEPTH AND SHAPE OF POOL MEET MINIMUM STANDARDS OF THE INTERNATIONAL SWIMMING POOL AND SPA CODE 2018 FOR IN-GROUND SWIMMING POOLS. A MEANS ENTRY/EXIT FOR BOTH THE DEEP END AND THE SHALLOW END OF THE POOL MUST BE PROVIDED IN ACCORDANCE WITH THE 2018 INTERNATIONAL SWIMMING POOL AND SPA CODE SECTION 809. EQUIPOTENTIAL BONDING MUST BE PROVIDED IN ACCORDANCE WITH THE NATIONAL ELECTRICAL CODE NFPA 70. ALL A-FRAME BRACES ARE TO BE MOUNDED WITH MINIMUM 8 INCH DEEP POURED 2500 P.S.I. CONCRETE COLLAR AROUND ENTIRE PERIMETER OF POOL. NO DIVING LABELS ARE TO BE INSTALLED AROUND THE PERIMETER OF POOL AS REQUIRED. SUCTION ENTRAPMENT AVOIDANCE IS TO BE INSTALLED IN ACCORDANCE WITH ANSI/APSP/ICC-7. ALL WORK NOT SPECIFICALLY SHOWN IS TO BE DONE IN ACCORDANCE WITH THE REQUIREMENTS OF THE 2018 INTERNATIONAL SWIMMING POOL AND SPA CODE AND ALL OTHER APPLICABLE CODES.</small>							

**04VS1690-24B**

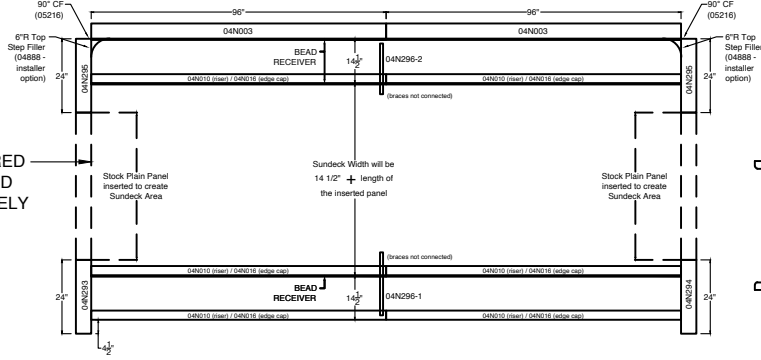


**STANDARD STAIR**



**04VS1690-24B**

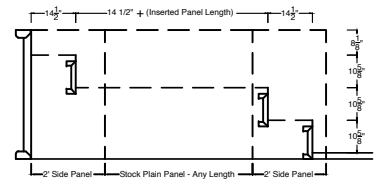
**STAIR w/ 2ND TREAD LEVEL SUNDECK**



\*\*\*BEAD RECEIVER IS REQUIRED FOR SIDES OF SUNDECK AND MUST BE ORDERED SEPARATELY BASED ON QTY NEEDED\*\*\*

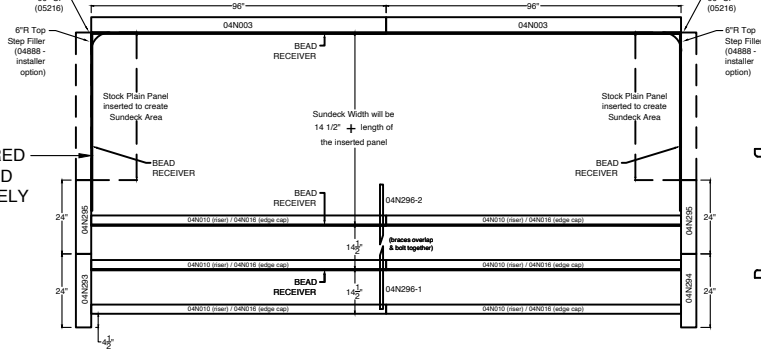
**SPECIAL 16' NEXUS STAIR w/ SPLIT SIDE PANELS**

\*\*\* Stair can be installed with additional stock panels to create a Sundeck Area at the Top or 2nd tread level - Installer MUST provide correct tread size for liner manufacturing \*\*\*



**04VS1690-24B**

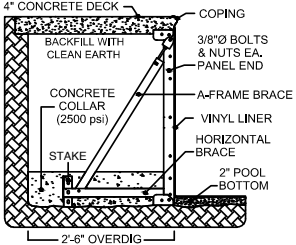
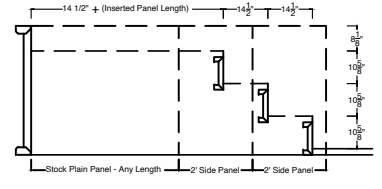
**STAIR w/ TOP TREAD LEVEL SUNDECK**



\*\*\*BEAD RECEIVER IS REQUIRED FOR SIDES OF SUNDECK AND MUST BE ORDERED SEPARATELY BASED ON QTY NEEDED\*\*\*

**SPECIAL 16' NEXUS STAIR w/ SPLIT SIDE PANELS**

\*\*\* Stair can be installed with additional stock panels to create a Sundeck Area at the Top or 2nd tread level - Installer MUST provide correct tread size for liner manufacturing \*\*\*



**FILE NUMBER : 04VS1690-24B**

Perimeter : ----

Surface Area : ----

Volume : ----

DRAWN BY: jeide SCALE: n/a

THIS POOL CONFORMS TO CURRENT APSP/ANSI/ICC-5 2011 & ISPC 2015 STANDARDS FOR RESIDENTIAL INGROUND SWIMMING POOLS

33 Wade Rd.  
Latham, NY 12110  
phn: 518-786-1200  
fax: 518-786-0954



**CUSTOMER SIGNATURE REQUIRED**

DEALER NAME : ----

CUSTOMER NAME : ----

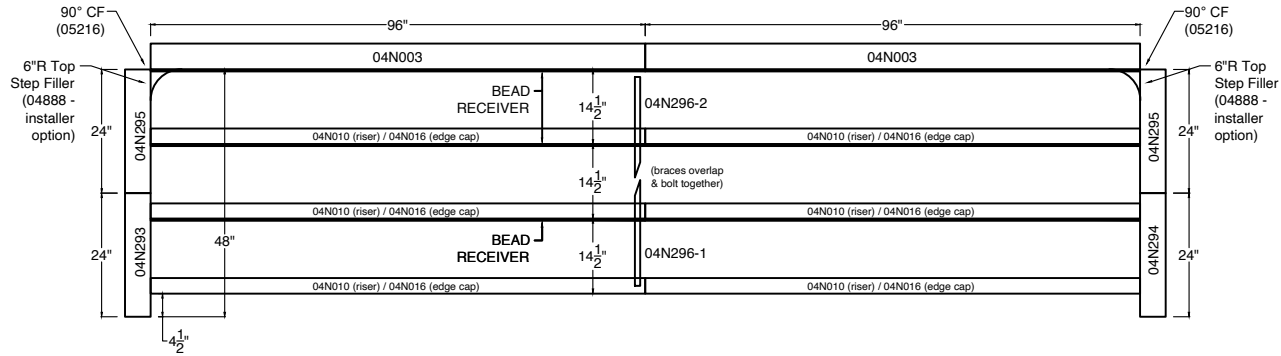
CUSTOMER NAME : ----

**DATE**

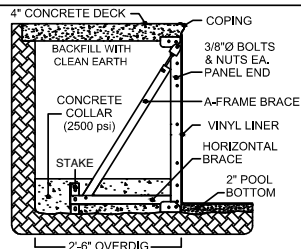
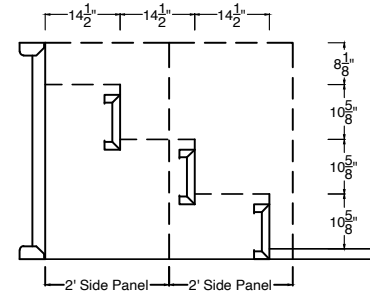
**STEEL**

DEPTH AND SHAPE OF POOL MEET MINIMUM STANDARDS OF THE INTERNATIONAL SWIMMING POOL AND SPA CODE 2018 FOR IN-GROUND SWIMMING POOLS. A MEANS ENTRY/EXIT FOR BOTH THE DEEP END AND THE SHALLOW END OF THE POOL MUST BE PROVIDED IN ACCORDANCE WITH THE 2018 INTERNATIONAL SWIMMING POOL AND SPA CODE SECTION 809. EQUIPOTENTIAL BONDING MUST BE PROVIDED IN ACCORDANCE WITH THE NATIONAL ELECTRICAL CODE NFPA 70. ALL A-FRAME BRACES ARE TO BE MOUNTED WITH MINIMUM 8 INCH DEEP POURED 2500 P.S.I. CONCRETE COLLAR AROUND ENTIRE PERIMETER OF POOL. NO DIVING LABELS ARE TO BE INSTALLED AROUND THE PERIMETER OF POOL AS REQUIRED. SUCTION ENTRAPMENT AVOIDANCE IS TO BE INSTALLED IN ACCORDANCE WITH ANSI/APSP/ICC-7. ALL WORK NOT SPECIFICALLY SHOWN IS TO BE DONE IN ACCORDANCE WITH THE REQUIREMENTS OF THE 2018 INTERNATIONAL SWIMMING POOL AND SPA CODE AND ALL OTHER APPLICABLE CODES.

# 04VS1690-24B



## STANDARD STAIR



**FILE NUMBER :** 04VS1690-24B

Perimeter : ----

Surface Area : ----

Volume : ----

DRAWN BY: jeide

SCALE: n/a

33 Wade Rd.  
Latham, NY 12110  
phn: 518-786-1200  
fax: 518-786-0954

THIS POOL CONFORMS TO CURRENT  
APSP/ANSI/ICC-5 2011 & ISPS 2015  
STANDARDS FOR RESIDENTIAL  
INGROUND SWIMMING POOLS



WARNING: SWIMMING POOLS CAN BE DANGEROUS WHEN USED IMPROPERLY CONSULT YOUR DEALER FOR SAFETY INFORMATION ON SAFE USE. IT IS THE RESPONSIBILITY OF TOWN OFFICIALS, BUILDERS AND THE HOMEOWNERS TO FOLLOW ALL SAFETY RECOMMENDATIONS OF ANSI/APSP, LOCAL ORDINANCES AND EQUIPMENT MANUFACTURERS.

**CUSTOMER SIGNATURE REQUIRED**

**DATE**

DEALER NAME : ----  
CUSTOMER NAME : ----

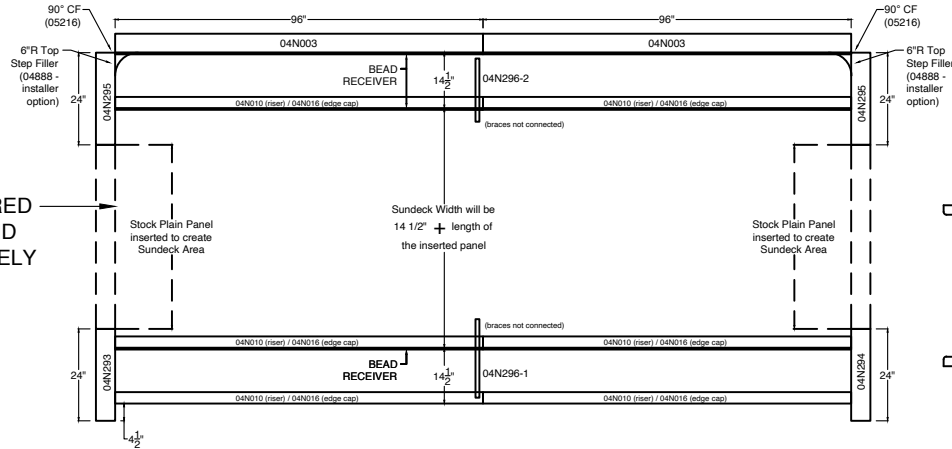
**STEEL**

DEPTH AND SHAPE OF POOL MEET MINIMUM STANDARDS OF THE INTERNATIONAL SWIMMING POOL AND SPA CODE 2018 FOR IN-GROUND SWIMMING POOLS. A MEANS ENTRY/EXIT FOR BOTH THE DEEP END AND THE SHALLOW END OF THE POOL MUST BE PROVIDED IN ACCORDANCE WITH THE 2018 INTERNATIONAL SWIMMING POOL AND SPA CODE SECTION 809. EQUIPOTENTIAL BONDING MUST BE PROVIDED IN ACCORDANCE WITH THE NATIONAL ELECTRICAL CODE NFPA 70. ALL A-FRAME BRACES ARE TO BE MOUNDED WITH MINIMUM 8 INCH DEEP POURED 2500 P.S.I. CONCRETE COLLAR AROUND ENTIRE PERIMETER OF POOL. NO DIVING LABELS ARE TO BE INSTALLED AROUND THE PERIMETER OF POOL AS REQUIRED. SUCTION ENTRAPMENT AVOIDANCE IS TO BE INSTALLED IN ACCORDANCE WITH ANSI/APSP/ICC-7. ALL WORK NOT SPECIFICALLY SHOWN IS TO BE DONE IN ACCORDANCE WITH THE REQUIREMENTS OF THE 2018 INTERNATIONAL SWIMMING POOL AND SPA CODE AND ALL OTHER APPLICABLE CODES.

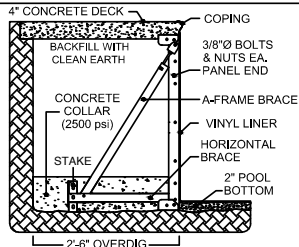
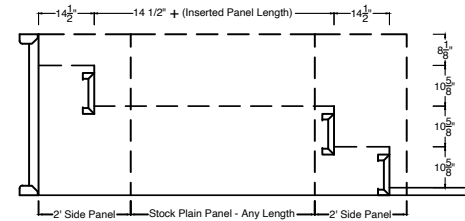
**04VS1690-24B**

\*\*\*BEAD RECEIVER IS REQUIRED FOR SIDES OF SUNDECK AND MUST BE ORDERED SEPARATELY BASED ON QTY NEEDED\*\*\*

**STAIR w/ 2ND TREAD LEVEL SUNDECK**



**SPECIAL 16' NEXUS STAIR w/ SPLIT SIDE PANELS**  
 \*\*\* Stair can be installed with additional stock panels to create a Sundeck Area at the Top or 2nd tread level - Installer MUST provide correct tread size for liner manufacturing \*\*\*



**FILE NUMBER : 04VS1690-24B**

Perimeter : ----

Surface Area : ----

Volume : ----

DRAWN BY: jeide

SCALE: n/a

THIS POOL CONFORMS TO CURRENT APSP/ANSI/ICC-5 2011 & ISPC 2015 STANDARDS FOR RESIDENTIAL INGROUND SWIMMING POOLS

33 Wade Rd.  
 Latham, NY 12110  
 phn: 518-786-1200  
 fax: 518-786-0954

**Imperial POOLS**

**CUSTOMER SIGNATURE REQUIRED**

DATE

DEALER NAME: ----

CUSTOMER NAME: ----

**STEEL**

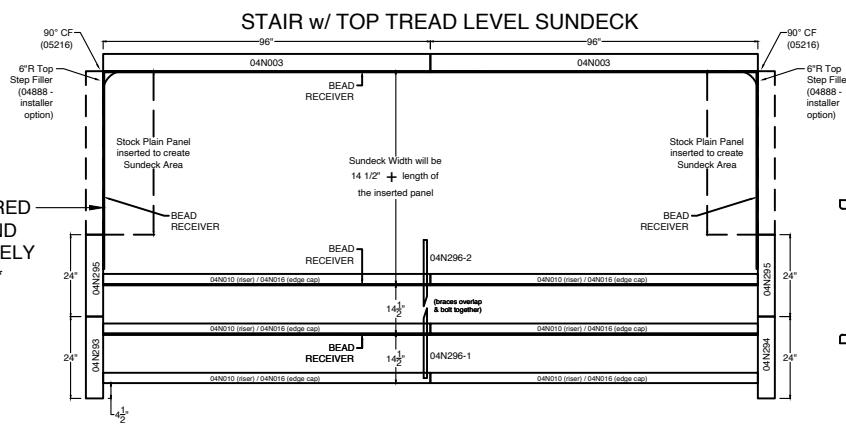
WARNING: SWIMMING POOLS CAN BE DANGEROUS WHEN USED IMPROPERLY CONSULT YOUR DEALER FOR SAFETY INFORMATION ON SAFE USE. IT IS THE RESPONSIBILITY OF TOWN OFFICIALS, BUILDERS AND THE HOMEOWNERS TO FOLLOW ALL SAFETY RECOMMENDATIONS OF ANSI/APSP, LOCAL ORDINANCES AND EQUIPMENT MANUFACTURERS.

DEPTH AND SHAPE OF POOL MEET MINIMUM STANDARDS OF THE INTERNATIONAL SWIMMING POOL AND SPA CODE 2018 FOR IN-GROUND SWIMMING POOLS. A MEANS ENTRY/EXIT FOR BOTH THE DEEP END AND THE SHALLOW END OF THE POOL MUST BE PROVIDED IN ACCORDANCE WITH THE 2018 INTERNATIONAL SWIMMING POOL AND SPA CODE SECTION 809. EQUIPOTENTIAL BONDING MUST BE PROVIDED IN ACCORDANCE WITH THE NATIONAL ELECTRICAL CODE NFPA 70. ALL A-FRAME BRACES ARE TO BE MOUNDED WITH MINIMUM 8 INCH DEEP POURED 2500 P.S.I. CONCRETE COLLAR AROUND ENTIRE PERIMETER OF POOL. NO DIVING LABELS ARE TO BE INSTALLED AROUND THE PERIMETER OF POOL AS REQUIRED. SUCTION ENTRAPMENT AVOIDANCE IS TO BE INSTALLED IN ACCORDANCE WITH ANSI/APSP/ICC-7. ALL WORK NOT SPECIFICALLY SHOWN IS TO BE DONE IN ACCORDANCE WITH THE REQUIREMENTS OF THE 2018 INTERNATIONAL SWIMMING POOL AND SPA CODE AND ALL OTHER APPLICABLE CODES.

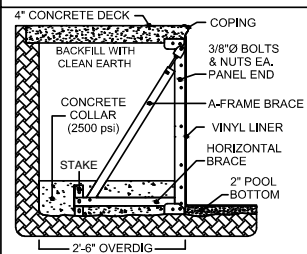
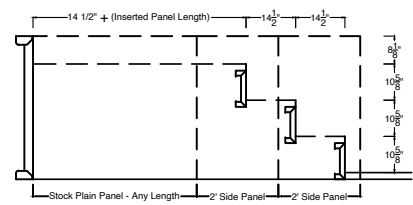


**04VS1690-24B**

\*\*\*BEAD RECEIVER IS REQUIRED FOR SIDES OF SUNDECK AND MUST BE ORDERED SEPARATELY BASED ON QTY NEEDED\*\*\*



**SPECIAL 16' NEXUS STAIR w/ SPLIT SIDE PANELS**  
 \*\*\* Stair can be installed with additional stock panels to create a Sundeck Area at the Top or 2nd tread level - Installer MUST provide correct tread size for liner manufacturing \*\*\*



**FILE NUMBER : 04VS1690-24B**

Perimeter : ----

Surface Area : ----

Volume : ----

DRAWN BY: jeide

SCALE: n/a

33 Wade Rd.  
 Latham, NY 12110  
 phn: 518-786-1200  
 fax: 518-786-0954

THIS POOL CONFORMS TO CURRENT APSP/ANSI/ICC-5 2011 & ISPCS 2015 STANDARDS FOR RESIDENTIAL INGROUND SWIMMING POOLS



WARNING: SWIMMING POOLS CAN BE DANGEROUS WHEN USED IMPROPERLY CONSULT YOUR DEALER FOR SAFETY INFORMATION ON SAFE USE. IT IS THE RESPONSIBILITY OF TOWN OFFICIALS, BUILDERS AND THE HOMEOWNERS TO FOLLOW ALL SAFETY RECOMMENDATIONS OF ANSI/APSP, LOCAL ORDINANCES AND EQUIPMENT MANUFACTURERS.

**CUSTOMER SIGNATURE REQUIRED**

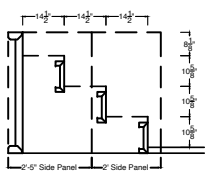
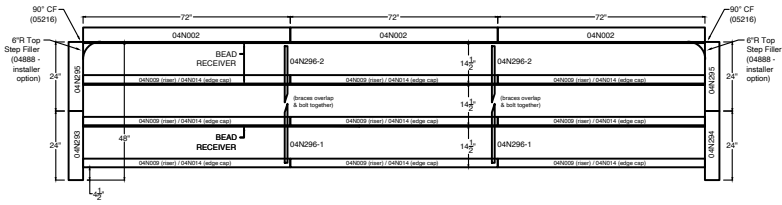
**DATE**

DEALER NAME : ----  
 CUSTOMER NAME : ----

**STEEL**

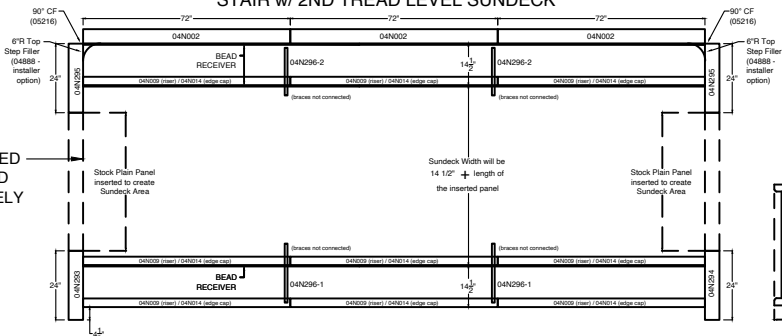
DEPTH AND SHAPE OF POOL MEET MINIMUM STANDARDS OF THE INTERNATIONAL SWIMMING POOL AND SPA CODE 2018 FOR IN-GROUND SWIMMING POOLS. A MEANS ENTRY/EXIT FOR BOTH THE DEEP END AND THE SHALLOW END OF THE POOL MUST BE PROVIDED IN ACCORDANCE WITH THE 2018 INTERNATIONAL SWIMMING POOL AND SPA CODE SECTION 809. EQUIPOTENTIAL BONDING MUST BE PROVIDED IN ACCORDANCE WITH THE NATIONAL ELECTRICAL CODE NFPA 70. ALL A-FRAME BRACES ARE TO BE MOUNDED WITH MINIMUM 8 INCH DEEP POURED 2500 P.S.I. CONCRETE COLLAR AROUND ENTIRE PERIMETER OF POOL. NO DIVING LABELS ARE TO BE INSTALLED AROUND THE PERIMETER OF POOL AS REQUIRED. SUCTION ENTRAPMENT AVOIDANCE IS TO BE INSTALLED IN ACCORDANCE WITH ANSI/APSP/ICC-7. ALL WORK NOT SPECIFICALLY SHOWN IS TO BE DONE IN ACCORDANCE WITH THE REQUIREMENTS OF THE 2018 INTERNATIONAL SWIMMING POOL AND SPA CODE AND ALL OTHER APPLICABLE CODES.

04VS1890-24B



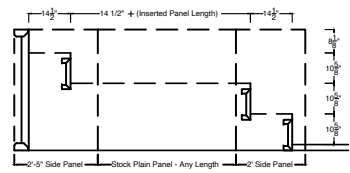
04VS1890-24B

STAIR w/ 2ND TREAD LEVEL SUNDECK



SPECIAL 18' NEXUS STAIR w/ SPLIT SIDE PANELS

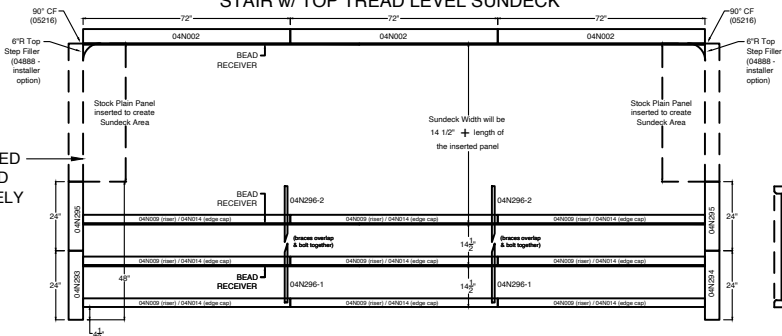
\*\*\* Stair can be installed with additional stock panels to create a Sundeck Area at the Top or 2nd tread level - Installer MUST provide correct tread size for liner manufacturing \*\*\*



\*\*\*BEAD RECEIVER IS REQUIRED FOR SIDES OF SUNDECK AND MUST BE ORDERED SEPARATELY BASED ON QTY NEEDED\*\*\*

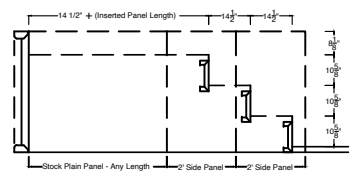
04VS1890-24B

STAIR w/ TOP TREAD LEVEL SUNDECK

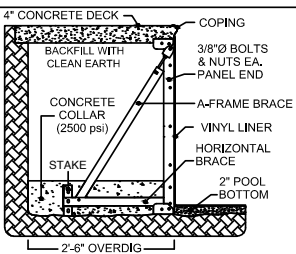


SPECIAL 18' NEXUS STAIR w/ SPLIT SIDE PANELS

\*\*\* Stair can be installed with additional stock panels to create a Sundeck Area at the Top or 2nd tread level - Installer MUST provide correct tread size for liner manufacturing \*\*\*



\*\*\*BEAD RECEIVER IS REQUIRED FOR SIDES OF SUNDECK AND MUST BE ORDERED SEPARATELY BASED ON QTY NEEDED\*\*\*



FILE NUMBER : 04VS1890-24B

Perimeter : ----

Surface Area : ----

Volume : ----

DRAWN BY : jeide

SCALE : n/a

33 Wade Rd.  
Latham, NY 12110  
phn: 518-786-1200  
fax: 518-786-0954

THIS POOL CONFORMS TO CURRENT APSP/ANSI/ICC-5 2011 & ISPC 2015 STANDARDS FOR RESIDENTIAL INGROUND SWIMMING POOLS



WARNING: SWIMMING POOLS CAN BE DANGEROUS WHEN USED IMPROPERLY CONSULT YOUR DEALER FOR SAFETY INFORMATION ON SAFE USE. IT IS THE RESPONSIBILITY OF TOWN OFFICIALS, BUILDERS AND THE HOMEOWNERS TO FOLLOW ALL SAFETY RECOMMENDATIONS OF ANSI/APSP, LOCAL ORDINANCES AND EQUIPMENT MANUFACTURERS.

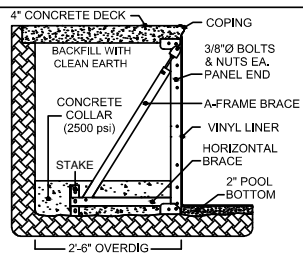
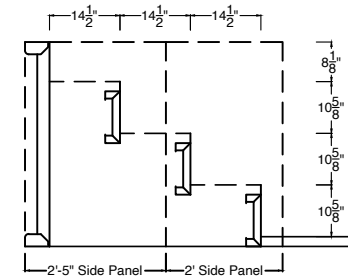
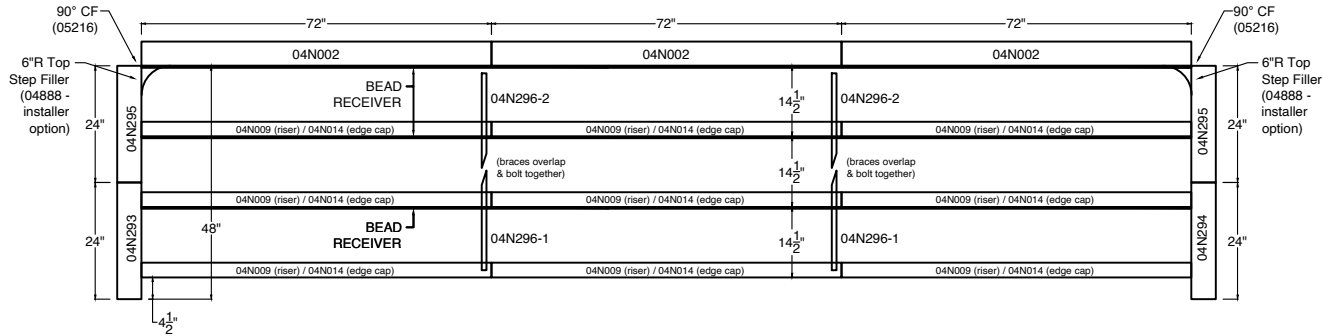
CUSTOMER SIGNATURE REQUIRED

DATE

DEALER NAME : ----  
CUSTOMER NAME : ----

**STEEL**

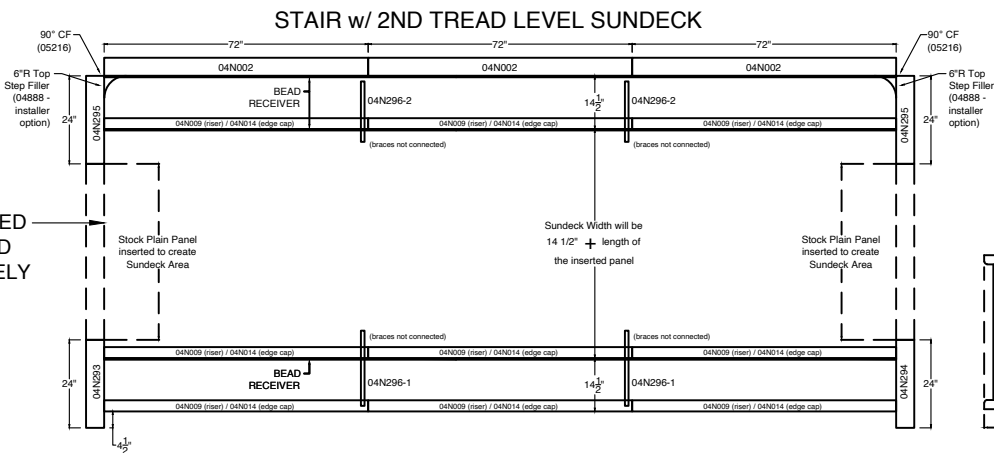
# 04VS1890-24B



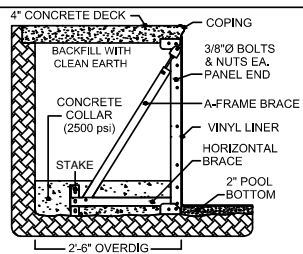
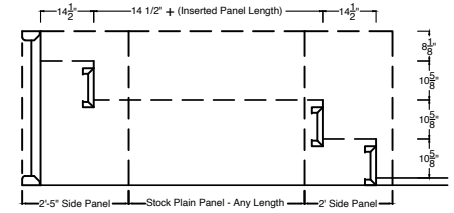
<b>FILE NUMBER :</b> 04VS1890-24B <b>Perimeter :</b> ---- <b>Surface Area :</b> ---- <b>Volume :</b> ---- <b>DRAWN BY :</b> jeide <b>SCALE :</b> n/a	33 Wade Rd. Latham, NY 12110 phn: 518-786-1200 fax: 518-786-0954	THIS POOL CONFORMS TO CURRENT <u>APSP/ANSI/ICC-5 2011</u> & <u>ISPS 2015</u> STANDARDS FOR RESIDENTIAL INGROUND SWIMMING POOLS	<b>CUSTOMER SIGNATURE REQUIRED</b> _____ <b>DATE</b> _____
			<b>DEALER NAME :</b> ---- <b>CUSTOMER NAME :</b> ----
WARNING: SWIMMING POOLS CAN BE DANGEROUS WHEN USED IMPROPERLY CONSULT YOUR DEALER FOR SAFETY INFORMATION ON SAFE USE. IT IS THE RESPONSIBILITY OF TOWN OFFICIALS, BUILDERS AND THE HOMEOWNERS TO FOLLOW ALL SAFETY RECOMMENDATIONS OF ANSI/APSP, LOCAL ORDINANCES AND EQUIPMENT MANUFACTURERS.			
DEPTH AND SHAPE OF POOL MEET MINIMUM STANDARDS OF THE INTERNATIONAL SWIMMING POOL AND SPA CODE 2018 FOR IN-GROUND SWIMMING POOLS. A MEANS ENTRY/EXIT FOR BOTH THE DEEP END AND THE SHALLOW END OF THE POOL MUST BE PROVIDED IN ACCORDANCE WITH THE 2018 INTERNATIONAL SWIMMING POOL AND SPA CODE SECTION 809. EQUIPOTENTIAL BONDING MUST BE PROVIDED IN ACCORDANCE WITH THE NATIONAL ELECTRICAL CODE NFPA 70. ALL A-FRAME BRACES ARE TO BE MOUNTED WITH MINIMUM 8 INCH DEEP POURED 2500 P.S.I. CONCRETE COLLAR AROUND ENTIRE PERIMETER OF POOL. NO DIVING LABELS ARE TO BE INSTALLED AROUND THE PERIMETER OF POOL AS REQUIRED. SUCTION ENTRAPMENT AVOIDANCE IS TO BE INSTALLED IN ACCORDANCE WITH ANSI/APSPIC-7. ALL WORK NOT SPECIFICALLY SHOWN IS TO BE DONE IN ACCORDANCE WITH THE REQUIREMENTS OF THE 2018 INTERNATIONAL SWIMMING POOL AND SPA CODE AND ALL OTHER APPLICABLE CODES.			

**04VS1890-24B**

\*\*\*BEAD RECEIVER IS REQUIRED FOR SIDES OF SUNDECK AND MUST BE ORDERED SEPARATELY BASED ON QTY NEEDED\*\*\*



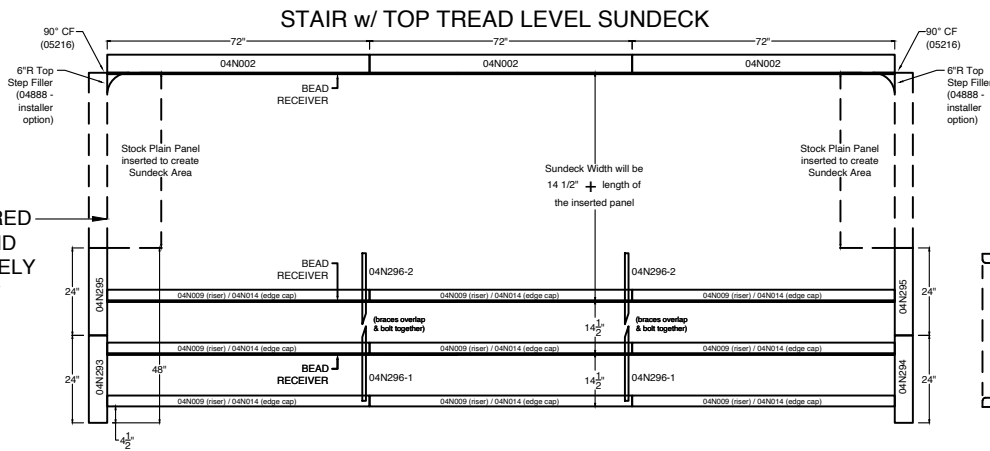
**SPECIAL 18' NEXUS STAIR w/ SPLIT SIDE PANELS**  
 \*\*\* Stair can be installed with additional stock panels to create a Sundeck Area at the Top or 2nd tread level - Installer MUST provide correct tread size for liner manufacturing \*\*\*



<b>FILE NUMBER :</b> 04VS1890-24B	THIS POOL CONFORMS TO CURRENT <b>APSP/ANSI/ICC-5 2011 &amp; ISPC 2015</b> STANDARDS FOR RESIDENTIAL INGROUND SWIMMING POOLS	<b>CUSTOMER SIGNATURE REQUIRED</b>	<b>DATE</b>
Perimeter : ----	33 Wade Rd. Latham, NY 12110 phn: 518-786-1200 fax: 518-786-0954		<b>DEALER NAME :</b> ---- <b>CUSTOMER NAME :</b> ----
Surface Area : ----			
Volume : ----	<small>WARNING: SWIMMING POOLS CAN BE DANGEROUS WHEN USED IMPROPERLY CONSULT YOUR DEALER FOR SAFETY INFORMATION ON SAFE USE. IT IS THE RESPONSIBILITY OF TOWN OFFICIALS, BUILDERS AND THE HOMEOWNERS TO FOLLOW ALL SAFETY RECOMMENDATIONS OF ANSI/APSP, LOCAL ORDINANCES AND EQUIPMENT MANUFACTURERS.</small>		
<b>DRAWN BY :</b> jeide	<b>SCALE :</b> n/a	<small>DEPTH AND SHAPE OF POOL MEET MINIMUM STANDARDS OF THE INTERNATIONAL SWIMMING POOL AND SPA CODE 2018 FOR IN-GROUND SWIMMING POOLS. A MEANS ENTRY/EXIT FOR BOTH THE DEEP END AND THE SHALLOW END OF THE POOL MUST BE PROVIDED IN ACCORDANCE WITH THE 2018 INTERNATIONAL SWIMMING POOL AND SPA CODE SECTION 809. EQUIPOTENTIAL BONDING MUST BE PROVIDED IN ACCORDANCE WITH THE NATIONAL ELECTRICAL CODE NFPA 70. ALL A-FRAME BRACES ARE TO BE MOUNDED WITH MINIMUM 8 INCH DEEP POURED 2500 P.S.I. CONCRETE COLLAR AROUND ENTIRE PERIMETER OF POOL. NO DIVING LABELS ARE TO BE INSTALLED AROUND THE PERIMETER OF POOL AS REQUIRED. SUCTION ENTRAPMENT AVOIDANCE IS TO BE INSTALLED IN ACCORDANCE WITH ANSI/APSP/ICC-7. ALL WORK NOT SPECIFICALLY SHOWN IS TO BE DONE IN ACCORDANCE WITH THE REQUIREMENTS OF THE 2018 INTERNATIONAL SWIMMING POOL AND SPA CODE AND ALL OTHER APPLICABLE CODES.</small>	

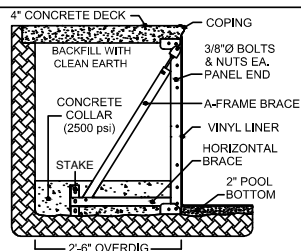
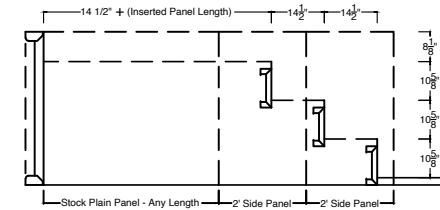
**04VS1890-24B**

\*\*\*BEAD RECEIVER IS REQUIRED FOR SIDES OF SUNDECK AND MUST BE ORDERED SEPARATELY BASED ON QTY NEEDED\*\*\*



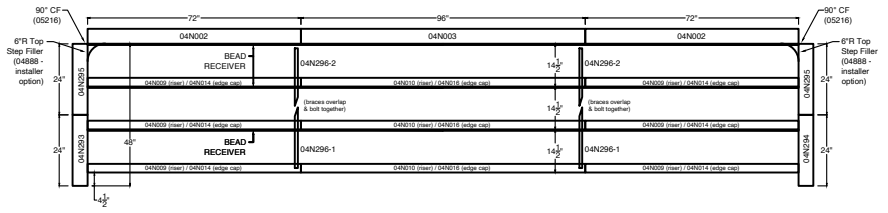
**SPECIAL 18' NEXUS STAIR w/ SPLIT SIDE PANELS**

\*\*\* Stair can be installed with additional stock panels to create a Sundeck Area at the Top or 2nd tread level - Installer MUST provide correct tread size for liner manufacturing \*\*\*

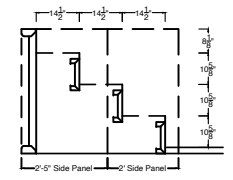


<b>FILE NUMBER : 04VS1890-24B</b>		THIS POOL CONFORMS TO CURRENT <u>APSP/ANSI/ICC-5 2011</u> & <u>ISPC 2015</u> STANDARDS FOR RESIDENTIAL INGROUND SWIMMING POOLS		<b>CUSTOMER SIGNATURE REQUIRED</b>		<b>DATE</b>	
Perimeter : ----		33 Wade Rd. Latham, NY 12110 phn: 518-786-1200		<b>DEALER NAME : ----</b>		<b>STEEL</b>	
Surface Area : ----		fax: 518-786-0954		<b>CUSTOMER NAME : ----</b>			
Volume : ----		DRAWN BY: jeide		SCALE: n/a		WARNING: SWIMMING POOLS CAN BE DANGEROUS WHEN USED IMPROPERLY CONSULT YOUR DEALER FOR SAFETY INFORMATION ON SAFE USE. IT IS THE RESPONSIBILITY OF TOWN OFFICIALS, BUILDERS AND THE HOMEOWNERS TO FOLLOW ALL SAFETY RECOMMENDATIONS OF ANSI/APSP, LOCAL ORDINANCES AND EQUIPMENT MANUFACTURERS.	
<small>DEPTH AND SHAPE OF POOL MEET MINIMUM STANDARDS OF THE INTERNATIONAL SWIMMING POOL AND SPA CODE 2018 FOR IN-GROUND SWIMMING POOLS. A MEANS ENTRY/EXIT FOR BOTH THE DEEP END AND THE SHALLOW END OF THE POOL MUST BE PROVIDED IN ACCORDANCE WITH THE 2018 INTERNATIONAL SWIMMING POOL AND SPA CODE SECTION 809. EQUIPOTENTIAL BONDING MUST BE PROVIDED IN ACCORDANCE WITH THE NATIONAL ELECTRICAL CODE NFPA 70. ALL A-FRAME BRACES ARE TO BE MOUNTED WITH MINIMUM 8 INCH DEEP POURED 2500 P.S.I. CONCRETE COLLAR AROUND ENTIRE PERIMETER OF POOL. NO DIVING LABELS ARE TO BE INSTALLED AROUND THE PERIMETER OF POOL AS REQUIRED. SUCTION ENTRAPMENT AVOIDANCE IS TO BE INSTALLED IN ACCORDANCE WITH ANSI/APSP/ICC-7. ALL WORK NOT SPECIFICALLY SHOWN IS TO BE DONE IN ACCORDANCE WITH THE REQUIREMENTS OF THE 2018 INTERNATIONAL SWIMMING POOL AND SPA CODE AND ALL OTHER APPLICABLE CODES.</small>							

**04VS2090-24B**

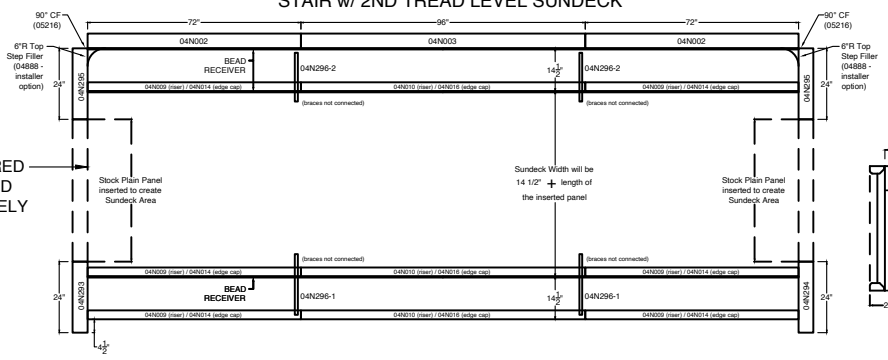


**STANDARD STAIR**



**04VS2090-24B**

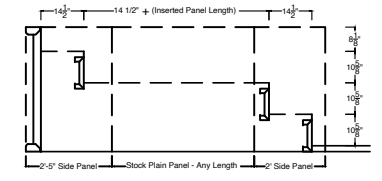
**STAIR w/ 2ND TREAD LEVEL SUNDECK**



\*\*\*BEAD RECEIVER IS REQUIRED FOR SIDES OF SUNDECK AND MUST BE ORDERED SEPARATELY BASED ON QTY NEEDED\*\*\*

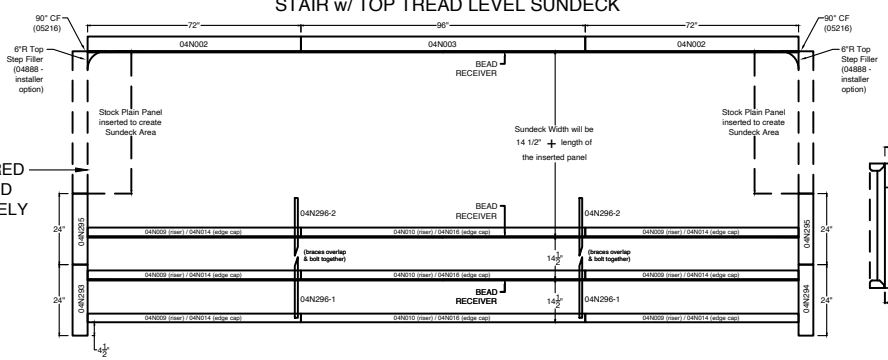
**SPECIAL 20' NEXUS STAIR w/ SPLIT SIDE PANELS**

\*\*\* Stair can be installed with additional stock panels to create a Sundeck Area at the Top or 2nd tread level - Installer MUST provide correct tread size for liner manufacturing \*\*\*



**04VS2090-24B**

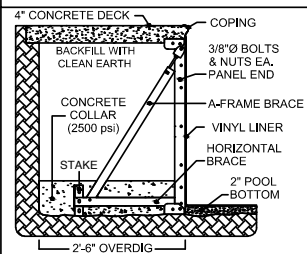
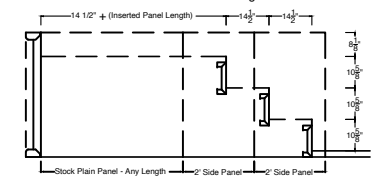
**STAIR w/ TOP TREAD LEVEL SUNDECK**



\*\*\*BEAD RECEIVER IS REQUIRED FOR SIDES OF SUNDECK AND MUST BE ORDERED SEPARATELY BASED ON QTY NEEDED\*\*\*

**SPECIAL 20' NEXUS STAIR w/ SPLIT SIDE PANELS**

\*\*\* Stair can be installed with additional stock panels to create a Sundeck Area at the Top or 2nd tread level - Installer MUST provide correct tread size for liner manufacturing \*\*\*



**FILE NUMBER : 04VS2090-24B**

Perimeter : ----

Surface Area : ----

Volume : ----

DRAWN BY: jeide      SCALE: n/a

THIS POOL CONFORMS TO CURRENT APSP/ANSI/ICC-5 2011 & ISPC 2015 STANDARDS FOR RESIDENTIAL INGROUND SWIMMING POOLS

33 Wade Rd.  
Latham, NY 12110  
phn: 518-786-1200  
fax: 518-786-0954

**CUSTOMER SIGNATURE REQUIRED**

DATE

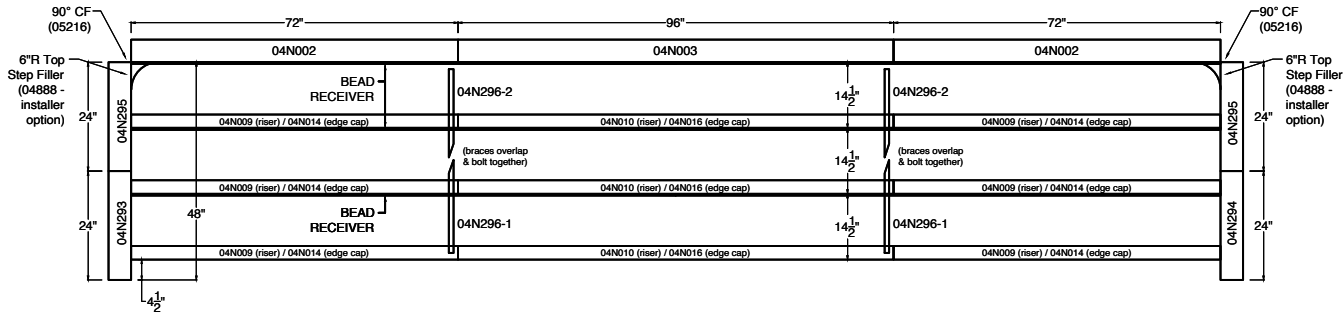
DEALER NAME : ----

CUSTOMER NAME : ----

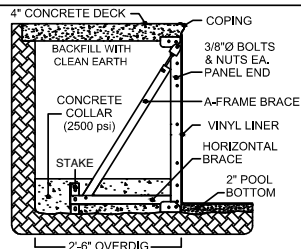
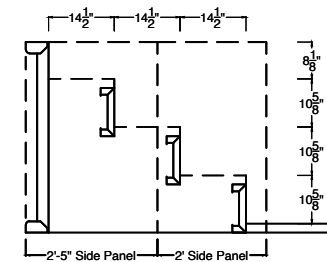
**STEEL**

DEPTH AND SHAPE OF POOL MEET MINIMUM STANDARDS OF THE INTERNATIONAL SWIMMING POOL AND SPA CODE 2018 FOR IN-GROUND SWIMMING POOLS. A MEANS ENTRY/EXIT FOR BOTH THE DEEP END AND THE SHALLOW END OF THE POOL MUST BE PROVIDED IN ACCORDANCE WITH THE 2018 INTERNATIONAL SWIMMING POOL AND SPA CODE SECTION 809. EQUIPOTENTIAL BONDING MUST BE PROVIDED IN ACCORDANCE WITH THE NATIONAL ELECTRICAL CODE NFPA 70. ALL A-FRAME BRACES ARE TO BE MOUNTED WITH MINIMUM 8 INCH DEEP POURED 2500 P.S.I. CONCRETE COLLAR AROUND ENTIRE PERIMETER OF POOL. NO DIVING LABELS ARE TO BE INSTALLED AROUND THE PERIMETER OF POOL AS REQUIRED. SUCTION ENTRAPMENT AVOIDANCE IS TO BE INSTALLED IN ACCORDANCE WITH ANSI/APSP/ICC-7. ALL WORK NOT SPECIFICALLY SHOWN IS TO BE DONE IN ACCORDANCE WITH THE REQUIREMENTS OF THE 2018 INTERNATIONAL SWIMMING POOL AND SPA CODE AND ALL OTHER APPLICABLE CODES.

# 04VS2090-24B



## STANDARD STAIR

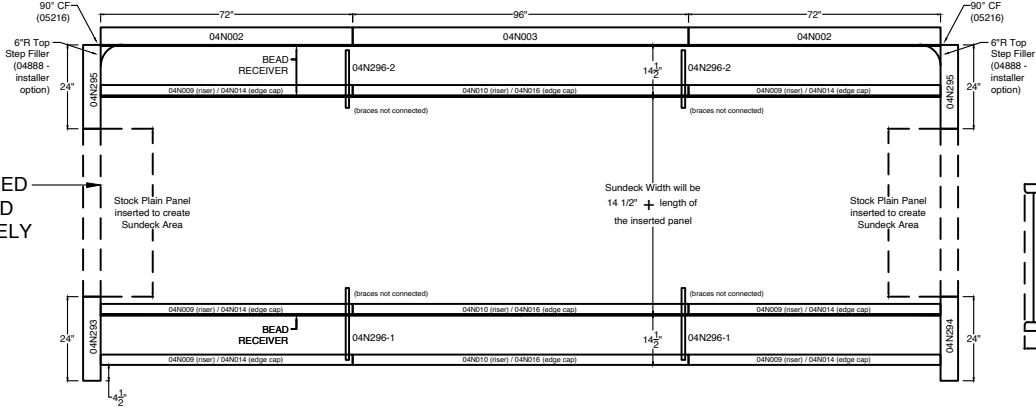


<b>FILE NUMBER :</b> 04VS2090-24B	<b>THIS POOL CONFORMS TO CURRENT APSP/ANSI/ICC-5 2011 &amp; ISPSC 2015 STANDARDS FOR RESIDENTIAL INGROUND SWIMMING POOLS</b>	<b>CUSTOMER SIGNATURE REQUIRED</b>	<b>DATE</b>
Perimeter : ----		<b>DEALER NAME :</b> ---- <b>CUSTOMER NAME :</b> ----	<h1 style="margin: 0;">STEEL</h1>
Surface Area : ----			
Volume : ----	<small>WARNING: SWIMMING POOLS CAN BE DANGEROUS WHEN USED IMPROPERLY CONSULT YOUR DEALER FOR SAFETY INFORMATION ON SAFE USE. IT IS THE RESPONSIBILITY OF TOWN OFFICIALS, BUILDERS AND THE HOMEOWNERS TO FOLLOW ALL SAFETY RECOMMENDATIONS OF ANSI/APSP, LOCAL ORDINANCES AND EQUIPMENT MANUFACTURERS.</small>		
DRAWN BY: jeide SCALE: n/a	<small>DEPTH AND SHAPE OF POOL MEET MINIMUM STANDARDS OF THE INTERNATIONAL SWIMMING POOL AND SPA CODE 2018 FOR IN-GROUND SWIMMING POOLS. A MEANS ENTRY/EXIT FOR BOTH THE DEEP END AND THE SHALLOW END OF THE POOL MUST BE PROVIDED IN ACCORDANCE WITH THE 2018 INTERNATIONAL SWIMMING POOL AND SPA CODE SECTION 809. EQUIPOTENTIAL BONDING MUST BE PROVIDED IN ACCORDANCE WITH THE NATIONAL ELECTRICAL CODE NFPA 70. ALL A-FRAME BRACES ARE TO BE MOUNDED WITH MINIMUM 8 INCH DEEP POURED 2500 P.S.I. CONCRETE COLLAR AROUND ENTIRE PERIMETER OF POOL. NO DIVING LABELS ARE TO BE INSTALLED AROUND THE PERIMETER OF POOL AS REQUIRED. SUCTION ENTRAPMENT AVOIDANCE IS TO BE INSTALLED IN ACCORDANCE WITH ANSI/APSP/ICC-7. ALL WORK NOT SPECIFICALLY SHOWN IS TO BE DONE IN ACCORDANCE WITH THE REQUIREMENTS OF THE 2018 INTERNATIONAL SWIMMING POOL AND SPA CODE AND ALL OTHER APPLICABLE CODES.</small>		

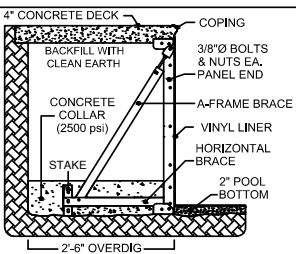
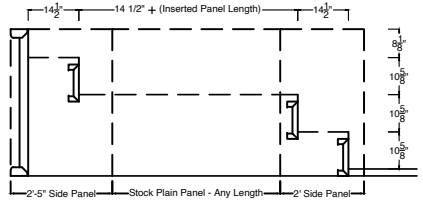
**04VS2090-24B**

\*\*\*BEAD RECEIVER IS REQUIRED FOR SIDES OF SUNDECK AND MUST BE ORDERED SEPARATELY BASED ON QTY NEEDED\*\*\*

**STAIR w/ 2ND TREAD LEVEL SUNDECK**



**SPECIAL 20' NEXUS STAIR w/ SPLIT SIDE PANELS**  
 \*\*\* Stair can be installed with additional stock panels to create a Sundeck Area at the Top or 2nd tread level - Installer MUST provide correct tread size for liner manufacturing \*\*\*



**FILE NUMBER : 04VS2090-24B**

Perimeter : ----

Surface Area : ----

Volume : ----

DRAWN BY : jeide

SCALE : n/a

THIS POOL CONFORMS TO CURRENT **APSP/ANSI/ICC-5 2011 & ISPC 2015** STANDARDS FOR RESIDENTIAL INGROUND SWIMMING POOLS

33 Wade Rd.  
 Latham, NY 12110  
 phn: 518-786-1200  
 fax: 518-786-0954

**Imperial POOLS**

WARNING: SWIMMING POOLS CAN BE DANGEROUS WHEN USED IMPROPERLY CONSULT YOUR DEALER FOR SAFETY INFORMATION ON SAFE USE. IT IS THE RESPONSIBILITY OF TOWN OFFICIALS, BUILDERS AND THE HOMEOWNERS TO FOLLOW ALL SAFETY RECOMMENDATIONS OF ANSI/APSP, LOCAL ORDINANCES AND EQUIPMENT MANUFACTURERS.

**CUSTOMER SIGNATURE REQUIRED**

DATE

DEALER NAME : ----

CUSTOMER NAME : ----

**STEEL**

DEPTH AND SHAPE OF POOL MEET MINIMUM STANDARDS OF THE INTERNATIONAL SWIMMING POOL AND SPA CODE 2018 FOR IN-GROUND SWIMMING POOLS. A MEANS ENTRY/EXIT FOR BOTH THE DEEP END AND THE SHALLOW END OF THE POOL MUST BE PROVIDED IN ACCORDANCE WITH THE 2018 INTERNATIONAL SWIMMING POOL AND SPA CODE SECTION 809. EQUIPOTENTIAL BONDING MUST BE PROVIDED IN ACCORDANCE WITH THE NATIONAL ELECTRICAL CODE NFPA 70. ALL A-FRAME BRACES ARE TO BE MOUNDED WITH MINIMUM 8 INCH DEEP POURED 2500 P.S.I. CONCRETE COLLAR AROUND ENTIRE PERIMETER OF POOL. NO DIVING LABELS ARE TO BE INSTALLED AROUND THE PERIMETER OF POOL AS REQUIRED. SUCTION ENTRAPMENT AVOIDANCE IS TO BE INSTALLED IN ACCORDANCE WITH ANSI/APSP/ICC-7. ALL WORK NOT SPECIFICALLY SHOWN IS TO BE DONE IN ACCORDANCE WITH THE REQUIREMENTS OF THE 2018 INTERNATIONAL SWIMMING POOL AND SPA CODE AND ALL OTHER APPLICABLE CODES.

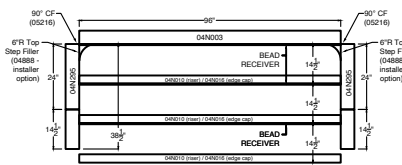


# External or Flush Side Stairs with Variable Sundeck 6" R / 90° Corners

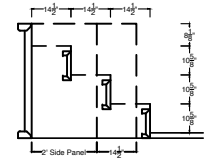


STAIR w/ NO SUNDECK OPTION

04VS0890-14B



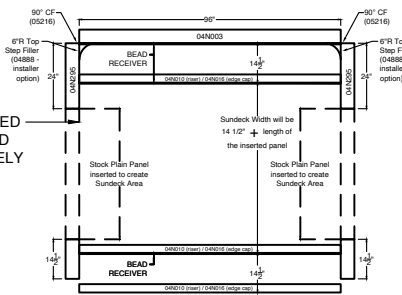
STANDARD STAIR



STAIR w/ 2ND TREAD LEVEL SUNDECK

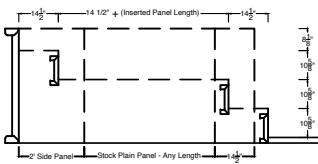
04VS0890-14B

\*\*\*BEAD RECEIVER IS REQUIRED FOR SIDES OF SUNDECK AND MUST BE ORDERED SEPARATELY BASED ON QTY NEEDED\*\*\*



SPECIAL 8' NEXUS VARIABLE STAIR w/ SPLIT SIDE PANELS

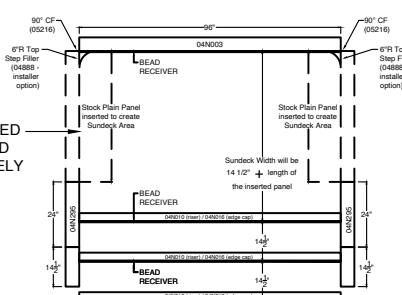
\*\*\* Stair can be installed with additional stock panels to create a Sundeck Area at the Top or 2nd tread level - Installer MUST provide correct tread size for liner manufacturing \*\*\*



STAIR w/ TOP TREAD LEVEL SUNDECK

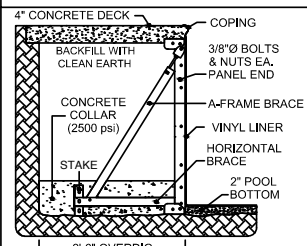
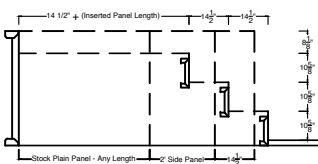
04VS0890-14B

\*\*\*BEAD RECEIVER IS REQUIRED FOR SIDES OF SUNDECK AND MUST BE ORDERED SEPARATELY BASED ON QTY NEEDED\*\*\*



SPECIAL 8' NEXUS VARIABLE STAIR w/ SPLIT SIDE PANELS

\*\*\* Stair can be installed with additional stock panels to create a Sundeck Area at the Top or 2nd tread level - Installer MUST provide correct tread size for liner manufacturing \*\*\*



<b>FILE NUMBER :</b> 04VS0890-14B	Perimeter : ----	Surface Area : ----	Volume : ----	DRAWN BY: jeide	SCALE: n/a	33 Wade Rd. Latham, NY 12110 phn: 518-786-1200 fax: 518-786-0954	THIS POOL CONFORMS TO CURRENT APSP/ANSI/ICC-5 2011 & ISPC 2015 STANDARDS FOR RESIDENTIAL INGROUND SWIMMING POOLS	CUSTOMER SIGNATURE REQUIRED	DATE

33 Wade Rd.  
Latham, NY 12110  
phn: 518-786-1200  
fax: 518-786-0954

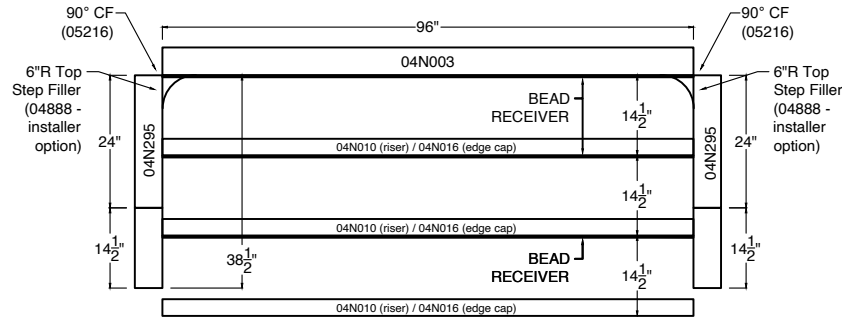
WARNING: SWIMMING POOLS CAN BE DANGEROUS WHEN USED IMPROPERLY CONSULT YOUR DEALER FOR SAFETY INFORMATION ON SAFE USE. IT IS THE RESPONSIBILITY OF TOWN OFFICIALS, BUILDERS AND THE HOMEOWNERS TO FOLLOW ALL SAFETY RECOMMENDATIONS OF ANSI/APSP, LOCAL ORDINANCES AND EQUIPMENT MANUFACTURERS.

DEALER NAME : ----	<b>STEEL</b>
CUSTOMER NAME : ----	

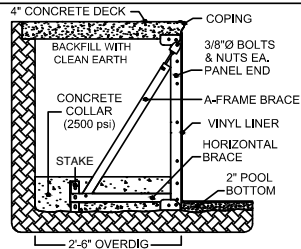
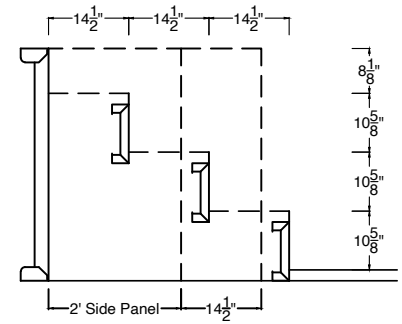
DEPTH AND SHAPE OF POOL MEET MINIMUM STANDARDS OF THE INTERNATIONAL SWIMMING POOL AND SPA CODE 2018 FOR IN-GROUND SWIMMING POOLS. A MEANS ENTRY/EXIT FOR BOTH THE DEEP END AND THE SHALLOW END OF THE POOL MUST BE PROVIDED IN ACCORDANCE WITH THE 2018 INTERNATIONAL SWIMMING POOL AND SPA CODE SECTION 809. EQUIPOTENTIAL BONDING MUST BE PROVIDED IN ACCORDANCE WITH THE NATIONAL ELECTRICAL CODE NFPA 70. ALL A-FRAME BRACES ARE TO BE MOUNTED WITH MINIMUM 8 INCH DEEP POURED 2500 P.S.I. CONCRETE COLLAR AROUND ENTIRE PERIMETER OF POOL. NO DIVING LABELS ARE TO BE INSTALLED AROUND THE PERIMETER OF POOL AS REQUIRED. SUCTION ENTRAPMENT AVOIDANCE IS TO BE INSTALLED IN ACCORDANCE WITH ANSI/APSPIC-7. ALL WORK NOT SPECIFICALLY SHOWN IS TO BE DONE IN ACCORDANCE WITH THE REQUIREMENTS OF THE 2018 INTERNATIONAL SWIMMING POOL AND SPA CODE AND ALL OTHER APPLICABLE CODES.

**04VS0890-14B**

**STAIR w/ NO SUNDECK OPTION**



**STANDARD STAIR**

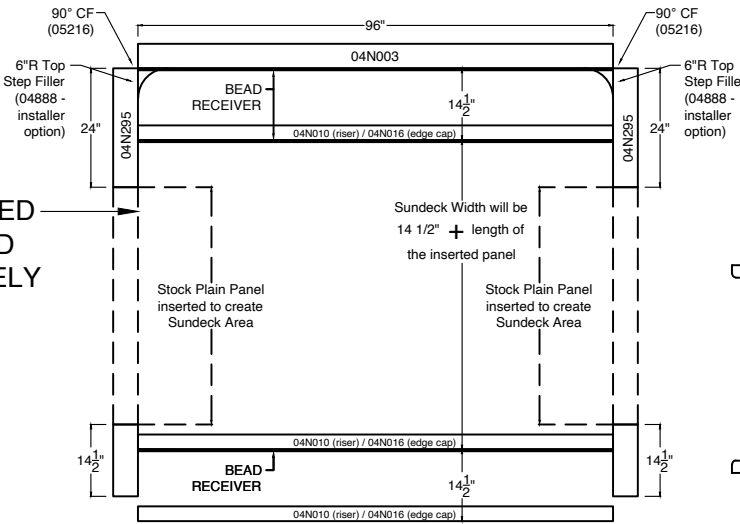


<b>FILE NUMBER :</b> 04VS0890-14B	THIS POOL CONFORMS TO CURRENT <u>APSP/ANSI/ICC-5 2011</u> & <u>ISPC 2015</u> STANDARDS FOR RESIDENTIAL INGROUND SWIMMING POOLS	<b>CUSTOMER SIGNATURE REQUIRED</b>	<b>DATE</b>
Perimeter : ----	33 Wade Rd. Latham, NY 12110 phn: 518-786-1200 fax: 518-786-0954		<b>DEALER</b> ---- <b>NAME :</b> _____ <b>CUSTOMER</b> ---- <b>NAME :</b> _____
Surface Area : ----			
Volume : ----	<small>WARNING: SWIMMING POOLS CAN BE DANGEROUS WHEN USED IMPROPERLY CONSULT YOUR DEALER FOR SAFETY INFORMATION ON SAFE USE. IT IS THE RESPONSIBILITY OF TOWN OFFICIALS, BUILDERS AND THE HOMEOWNERS TO FOLLOW ALL SAFETY RECOMMENDATIONS OF ANSI/APSP, LOCAL ORDINANCES AND EQUIPMENT MANUFACTURERS.</small>		
DRAWN BY: jeide SCALE: n/a	<small>DEPTH AND SHAPE OF POOL MEET MINIMUM STANDARDS OF THE INTERNATIONAL SWIMMING POOL AND SPA CODE 2018 FOR IN-GROUND SWIMMING POOLS. A MEANS ENTRY/EXIT FOR BOTH THE DEEP END AND THE SHALLOW END OF THE POOL MUST BE PROVIDED IN ACCORDANCE WITH THE 2018 INTERNATIONAL SWIMMING POOL AND SPA CODE SECTION 809. EQUIPOTENTIAL BONDING MUST BE PROVIDED IN ACCORDANCE WITH THE NATIONAL ELECTRICAL CODE NFPA 70. ALL A-FRAME BRACES ARE TO BE MOUNDED WITH MINIMUM 8 INCH DEEP POURED 2500 P.S.I. CONCRETE COLLAR AROUND ENTIRE PERIMETER OF POOL. NO DIVING LABELS ARE TO BE INSTALLED AROUND THE PERIMETER OF POOL AS REQUIRED. SUCTION ENTRAPMENT AVOIDANCE IS TO BE INSTALLED IN ACCORDANCE WITH ANSI/APSP/ICC-7. ALL WORK NOT SPECIFICALLY SHOWN IS TO BE DONE IN ACCORDANCE WITH THE REQUIREMENTS OF THE 2018 INTERNATIONAL SWIMMING POOL AND SPA CODE AND ALL OTHER APPLICABLE CODES.</small>		

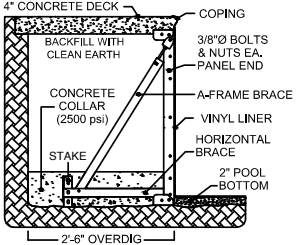
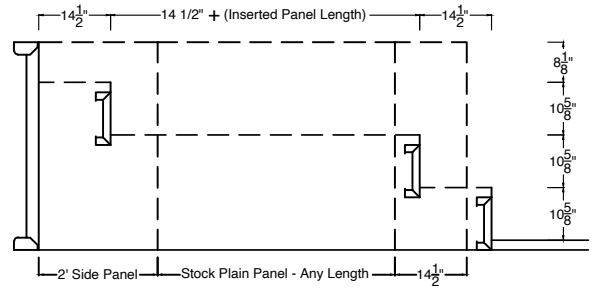
**04VS0890-14B**

\*\*\*BEAD RECEIVER IS REQUIRED FOR SIDES OF SUNDECK AND MUST BE ORDERED SEPARATELY BASED ON QTY NEEDED\*\*\*

**STAIR w/ 2ND TREAD LEVEL SUNDECK**



**SPECIAL 8' NEXUS VARIABLE STAIR w/ SPLIT SIDE PANELS**  
 \*\*\* Stair can be installed with additional stock panels to create a Sundeck Area at the Top or 2nd tread level - Installer MUST provide correct tread size for liner manufacturing \*\*\*



**FILE NUMBER : 04VS0890-14B**

Perimeter : ----

Surface Area : ----

Volume : ----

DRAWN BY: jeide

SCALE: n/a

THIS POOL CONFORMS TO CURRENT APSP/ANSI/ICC-5 2011 & ISPC 2015 STANDARDS FOR RESIDENTIAL INGROUND SWIMMING POOLS

33 Wade Rd.  
 Latham, NY 12110  
 phn: 518-786-1200  
 fax: 518-786-0954

**Imperial POOLS**

**CUSTOMER SIGNATURE REQUIRED**

DATE

DEALER NAME : ----

CUSTOMER NAME : ----

**STEEL**

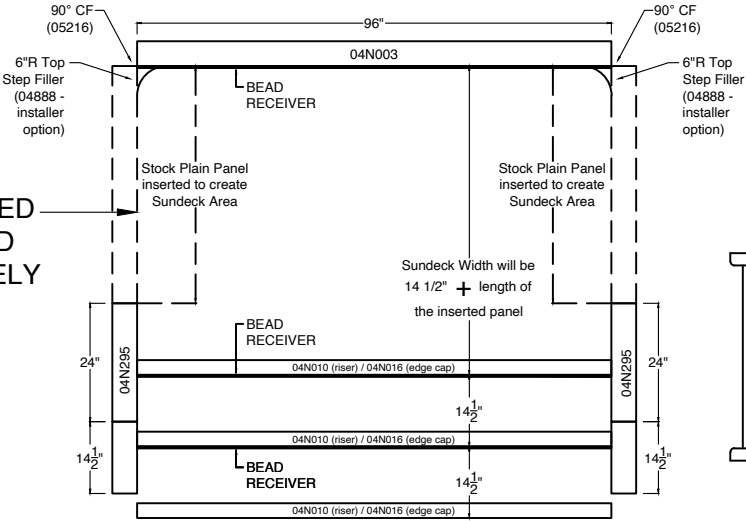
WARNING: SWIMMING POOLS CAN BE DANGEROUS WHEN USED IMPROPERLY CONSULT YOUR DEALER FOR SAFETY INFORMATION ON SAFE USE. IT IS THE RESPONSIBILITY OF TOWN OFFICIALS, BUILDERS AND THE HOMEOWNERS TO FOLLOW ALL SAFETY RECOMMENDATIONS OF ANSI/APSP, LOCAL ORDINANCES AND EQUIPMENT MANUFACTURERS.

DEPTH AND SHAPE OF POOL MEET MINIMUM STANDARDS OF THE INTERNATIONAL SWIMMING POOL AND SPA CODE 2018 FOR IN-GROUND SWIMMING POOLS. A MEANS ENTRY/EXIT FOR BOTH THE DEEP END AND THE SHALLOW END OF THE POOL MUST BE PROVIDED IN ACCORDANCE WITH THE 2018 INTERNATIONAL SWIMMING POOL AND SPA CODE SECTION 809. EQUIPOTENTIAL BONDING MUST BE PROVIDED IN ACCORDANCE WITH THE NATIONAL ELECTRICAL CODE NFPA 70. ALL A-FRAME BRACES ARE TO BE MOUNDED WITH MINIMUM 8 INCH DEEP POURED 2500 P.S.I. CONCRETE COLLAR AROUND ENTIRE PERIMETER OF POOL. NO DIVING LABELS ARE TO BE INSTALLED AROUND THE PERIMETER OF POOL AS REQUIRED. SUCTION ENTRAPMENT AVOIDANCE IS TO BE INSTALLED IN ACCORDANCE WITH ANSI/APSP/ICC-7. ALL WORK NOT SPECIFICALLY SHOWN IS TO BE DONE IN ACCORDANCE WITH THE REQUIREMENTS OF THE 2018 INTERNATIONAL SWIMMING POOL AND SPA CODE AND ALL OTHER APPLICABLE CODES.

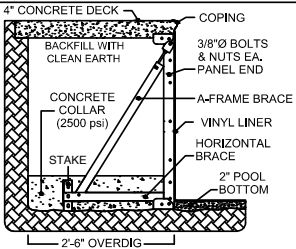
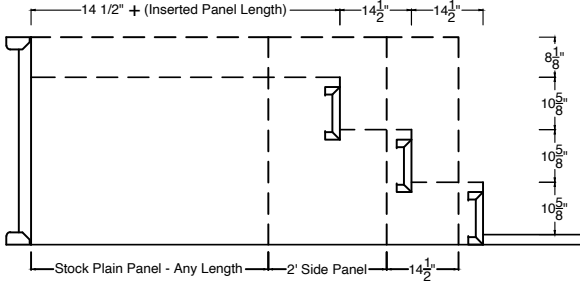
**04VS0890-14B**

\*\*\*BEAD RECEIVER IS REQUIRED FOR SIDES OF SUNDECK AND MUST BE ORDERED SEPARATELY BASED ON QTY NEEDED\*\*\*

**STAIR w/ TOP TREAD LEVEL SUNDECK**



**SPECIAL 8' NEXUS VARIABLE STAIR w/ SPLIT SIDE PANELS**  
 \*\*\* Stair can be installed with additional stock panels to create a Sundeck Area at the Top or 2nd tread level - Installer MUST provide correct tread size for liner manufacturing \*\*\*



**FILE NUMBER : 04VS0890-14B**

Perimeter : ----

Surface Area : ----

Volume : ----

DRAWN BY: jeide

SCALE: n/a

THIS POOL CONFORMS TO CURRENT APSP/ANSI/ICC-5 2011 & ISPC 2015 STANDARDS FOR RESIDENTIAL INGROUND SWIMMING POOLS

33 Wade Rd.  
 Latham, NY 12110  
 phn: 518-786-1200  
 fax: 518-786-0954

**Imperial POOLS**

**CUSTOMER SIGNATURE REQUIRED**

DATE

DEALER NAME : ----

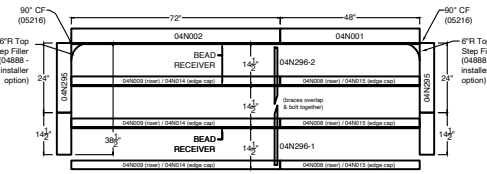
CUSTOMER NAME : ----

**STEEL**

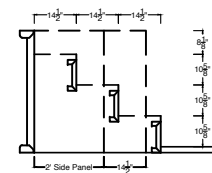
WARNING: SWIMMING POOLS CAN BE DANGEROUS WHEN USED IMPROPERLY CONSULT YOUR DEALER FOR SAFETY INFORMATION ON SAFE USE. IT IS THE RESPONSIBILITY OF TOWN OFFICIALS, BUILDERS AND THE HOMEOWNERS TO FOLLOW ALL SAFETY RECOMMENDATIONS OF ANSI/APSP, LOCAL ORDINANCES AND EQUIPMENT MANUFACTURERS.

DEPTH AND SHAPE OF POOL MEET MINIMUM STANDARDS OF THE INTERNATIONAL SWIMMING POOL AND SPA CODE 2018 FOR IN-GROUND SWIMMING POOLS. A MEANS ENTRY/EXIT FOR BOTH THE DEEP END AND THE SHALLOW END OF THE POOL MUST BE PROVIDED IN ACCORDANCE WITH THE 2018 INTERNATIONAL SWIMMING POOL AND SPA CODE SECTION 809. EQUIPOTENTIAL BONDING MUST BE PROVIDED IN ACCORDANCE WITH THE NATIONAL ELECTRICAL CODE NFPA 70. ALL A-FRAME BRACES ARE TO BE MOUNDED WITH MINIMUM 8 INCH DEEP POURED 2500 P.S.I. CONCRETE COLLAR AROUND ENTIRE PERIMETER OF POOL. NO DIVING LABELS ARE TO BE INSTALLED AROUND THE PERIMETER OF POOL AS REQUIRED. SUCTION ENTRAPMENT AVOIDANCE IS TO BE INSTALLED IN ACCORDANCE WITH ANSI/APSP/ICC-7. ALL WORK NOT SPECIFICALLY SHOWN IS TO BE DONE IN ACCORDANCE WITH THE REQUIREMENTS OF THE 2018 INTERNATIONAL SWIMMING POOL AND SPA CODE AND ALL OTHER APPLICABLE CODES.

**04VS1090-14B**

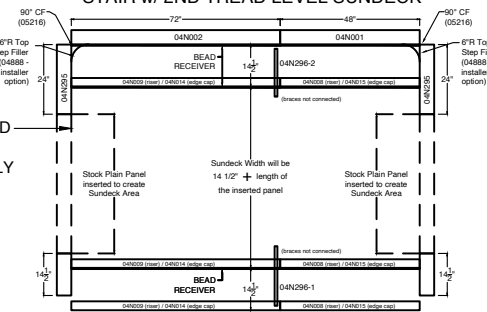


**STANDARD STAIR**

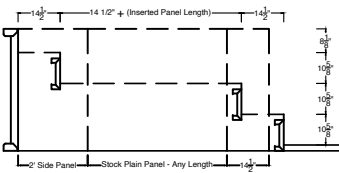


**04VS1090-14B**

**STAIR w/ 2ND TREAD LEVEL SUNDECK**



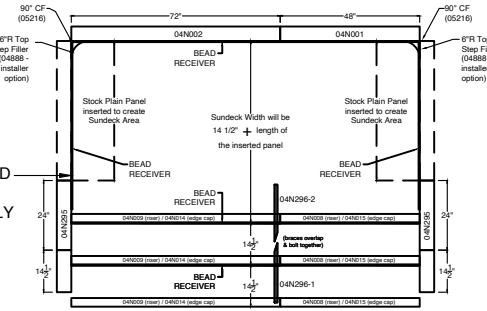
**SPECIAL 10' NEXUS VARIABLE STAIR w/ SPLIT SIDE PANELS**  
 \*\*\* Stair can be installed with additional stock panels to create a Sundeck Area at the Top or 2nd tread level - Installer MUST provide correct tread size for liner manufacturing \*\*\*



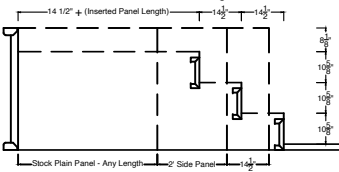
\*\*\*BEAD RECEIVER IS REQUIRED FOR SIDES OF SUNDECK AND MUST BE ORDERED SEPARATELY BASED ON QTY NEEDED\*\*\*

**04VS0890-14B**

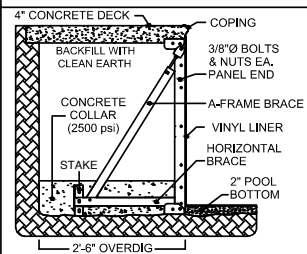
**STAIR w/ TOP TREAD LEVEL SUNDECK**



**SPECIAL 10' NEXUS VARIABLE STAIR w/ SPLIT SIDE PANELS**  
 \*\*\* Stair can be installed with additional stock panels to create a Sundeck Area at the Top or 2nd tread level - Installer MUST provide correct tread size for liner manufacturing \*\*\*



\*\*\*BEAD RECEIVER IS REQUIRED FOR SIDES OF SUNDECK AND MUST BE ORDERED SEPARATELY BASED ON QTY NEEDED\*\*\*



<b>FILE NUMBER :</b> 04VS1090-14B
Perimeter : ----
Surface Area : ----
Volume : ----
DRAWN BY: jeide
SCALE: n/a

THIS POOL CONFORMS TO CURRENT APSP/ANSI/ICC-5 2011 & ISPC 2015 STANDARDS FOR RESIDENTIAL INGROUND SWIMMING POOLS

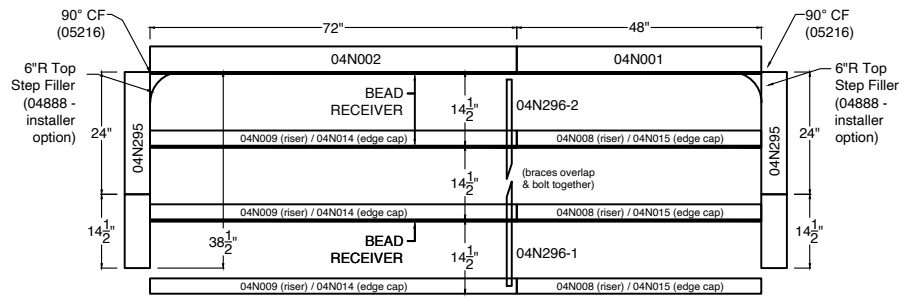
33 Wade Rd.  
Latham, NY 12110  
phn: 518-786-1200  
fax: 518-786-0954

<b>CUSTOMER SIGNATURE REQUIRED</b>	<b>DATE</b>
<b>DEALER NAME :</b> ----	<b>STEEL</b>
<b>CUSTOMER NAME :</b> ----	

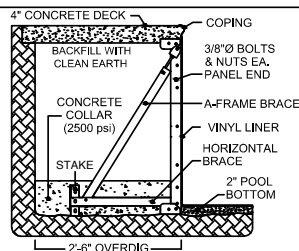
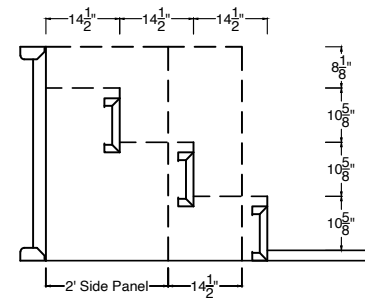
WARNING: SWIMMING POOLS CAN BE DANGEROUS WHEN USED IMPROPERLY CONSULT YOUR DEALER FOR SAFETY INFORMATION ON SAFE USE. IT IS THE RESPONSIBILITY OF TOWN OFFICIALS, BUILDERS AND THE HOMEOWNERS TO FOLLOW ALL SAFETY RECOMMENDATIONS OF ANSI/APSP, LOCAL ORDINANCES AND EQUIPMENT MANUFACTURERS.

DEPTH AND SHAPE OF POOL MEET MINIMUM STANDARDS OF THE INTERNATIONAL SWIMMING POOL AND SPA CODE 2018 FOR IN-GROUND SWIMMING POOLS. A MEANS ENTRY/EXIT FOR BOTH THE DEEP END AND THE SHALLOW END OF THE POOL MUST BE PROVIDED IN ACCORDANCE WITH THE 2018 INTERNATIONAL SWIMMING POOL AND SPA CODE SECTION 809. EQUIPOTENTIAL BONDING MUST BE PROVIDED IN ACCORDANCE WITH THE NATIONAL ELECTRICAL CODE NFPA 70. ALL A-FRAME BRACES ARE TO BE MOUNTED WITH MINIMUM 8 INCH DEEP POURED 2500 P.S.I. CONCRETE COLLAR AROUND ENTIRE PERIMETER OF POOL. NO DIVING LABELS ARE TO BE INSTALLED AROUND THE PERIMETER OF POOL AS REQUIRED. SUCTION ENTRAPMENT AVOIDANCE IS TO BE INSTALLED IN ACCORDANCE WITH ANSI/APSP/ICC-7. ALL WORK NOT SPECIFICALLY SHOWN IS TO BE DONE IN ACCORDANCE WITH THE REQUIREMENTS OF THE 2018 INTERNATIONAL SWIMMING POOL AND SPA CODE AND ALL OTHER APPLICABLE CODES.

**04VS1090-14B**



**STANDARD STAIR**

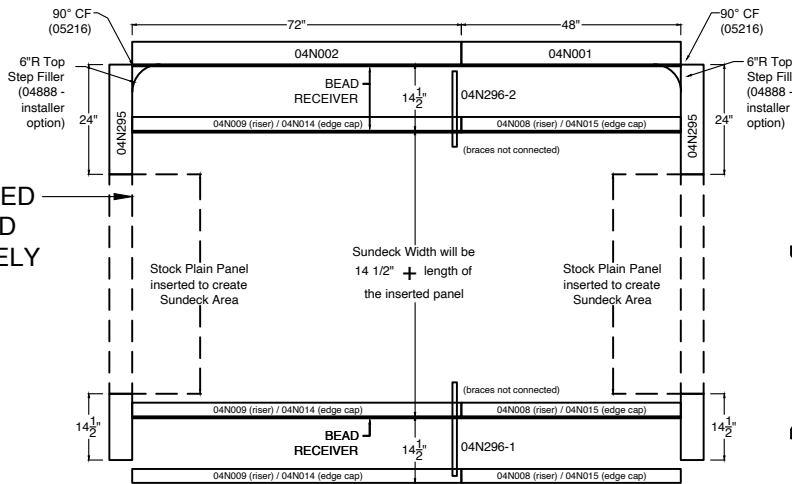


<b>FILE NUMBER : 04VS1090-14B</b>		THIS POOL CONFORMS TO CURRENT <u>APSP/ANSI/ICC-5 2011 &amp; ISPC 2015</u> STANDARDS FOR RESIDENTIAL INGROUND SWIMMING POOLS		<b>CUSTOMER SIGNATURE REQUIRED</b>		<b>DATE</b>	
Perimeter : ----		33 Wade Rd. Latham, NY 12110 phn: 518-786-1200		<b>DEALER NAME : ----</b>		<b>STEEL</b>	
Surface Area : ----		fax: 518-786-0954		<b>CUSTOMER NAME : ----</b>			
Volume : ----		DRAWN BY: jeide		SCALE: n/a		WARNING: SWIMMING POOLS CAN BE DANGEROUS WHEN USED IMPROPERLY CONSULT YOUR DEALER FOR SAFETY INFORMATION ON SAFE USE. IT IS THE RESPONSIBILITY OF TOWN OFFICIALS, BUILDERS AND THE HOMEOWNERS TO FOLLOW ALL SAFETY RECOMMENDATIONS OF ANSI/APSP, LOCAL ORDINANCES AND EQUIPMENT MANUFACTURERS.	
<small>DEPTH AND SHAPE OF POOL MEET MINIMUM STANDARDS OF THE INTERNATIONAL SWIMMING POOL AND SPA CODE 2018 FOR IN-GROUND SWIMMING POOLS. A MEANS ENTRY/EXIT FOR BOTH THE DEEP END AND THE SHALLOW END OF THE POOL MUST BE PROVIDED IN ACCORDANCE WITH THE 2018 INTERNATIONAL SWIMMING POOL AND SPA CODE SECTION 809. EQUIPOTENTIAL BONDING MUST BE PROVIDED IN ACCORDANCE WITH THE NATIONAL ELECTRICAL CODE NFPA 70. ALL A-FRAME BRACES ARE TO BE MOUNDED WITH MINIMUM 8 INCH DEEP POURED 2500 P.S.I. CONCRETE COLLAR AROUND ENTIRE PERIMETER OF POOL. NO DIVING LABELS ARE TO BE INSTALLED AROUND THE PERIMETER OF POOL AS REQUIRED. SUCTION ENTRAPMENT AVOIDANCE IS TO BE INSTALLED IN ACCORDANCE WITH ANSI/APSP/ICC-7. ALL WORK NOT SPECIFICALLY SHOWN IS TO BE DONE IN ACCORDANCE WITH THE REQUIREMENTS OF THE 2018 INTERNATIONAL SWIMMING POOL AND SPA CODE AND ALL OTHER APPLICABLE CODES.</small>							

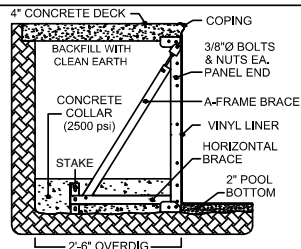
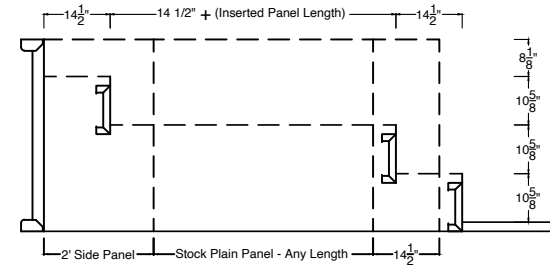
**04VS1090-14B**

\*\*\*BEAD RECEIVER IS REQUIRED FOR SIDES OF SUNDECK AND MUST BE ORDERED SEPARATELY BASED ON QTY NEEDED\*\*\*

**STAIR w/ 2ND TREAD LEVEL SUNDECK**



**SPECIAL 10' NEXUS VARIABLE STAIR w/ SPLIT SIDE PANELS**  
 \*\*\* Stair can be installed with additional stock panels to create a Sundeck Area at the Top or 2nd tread level - Installer MUST provide correct tread size for liner manufacturing \*\*\*



**FILE NUMBER : 04VS1090-14B**

Perimeter : ----

Surface Area : ----

Volume : ----

DRAWN BY: jeide

SCALE: n/a

33 Wade Rd.  
 Latham, NY 12110  
 phn: 518-786-1200  
 fax: 518-786-0954

THIS POOL CONFORMS TO CURRENT APSP/ANSI/ICC-5 2011 & ISPC 2015 STANDARDS FOR RESIDENTIAL INGROUND SWIMMING POOLS



WARNING: SWIMMING POOLS CAN BE DANGEROUS WHEN USED IMPROPERLY CONSULT YOUR DEALER FOR SAFETY INFORMATION ON SAFE USE. IT IS THE RESPONSIBILITY OF TOWN OFFICIALS, BUILDERS AND THE HOMEOWNERS TO FOLLOW ALL SAFETY RECOMMENDATIONS OF ANSI/APSP, LOCAL ORDINANCES AND EQUIPMENT MANUFACTURERS.

CUSTOMER SIGNATURE REQUIRED

DATE

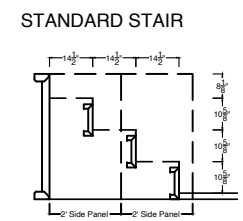
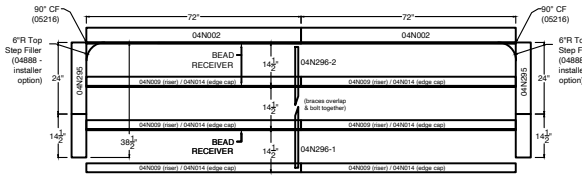
DEALER NAME : ----  
 CUSTOMER NAME : ----

**STEEL**

DEPTH AND SHAPE OF POOL MEET MINIMUM STANDARDS OF THE INTERNATIONAL SWIMMING POOL AND SPA CODE 2018 FOR IN-GROUND SWIMMING POOLS. A MEANS ENTRY/EXIT FOR BOTH THE DEEP END AND THE SHALLOW END OF THE POOL MUST BE PROVIDED IN ACCORDANCE WITH THE 2018 INTERNATIONAL SWIMMING POOL AND SPA CODE SECTION 809. EQUIPOTENTIAL BONDING MUST BE PROVIDED IN ACCORDANCE WITH THE NATIONAL ELECTRICAL CODE NFPA 70. ALL A-FRAME BRACES ARE TO BE MOUNDED WITH MINIMUM 8 INCH DEEP POURED 2500 P.S.I. CONCRETE COLLAR AROUND ENTIRE PERIMETER OF POOL. NO DIVING LABELS ARE TO BE INSTALLED AROUND THE PERIMETER OF POOL AS REQUIRED. SUCTION ENTRAPMENT AVOIDANCE IS TO BE INSTALLED IN ACCORDANCE WITH ANSI/APSP/ICC-7. ALL WORK NOT SPECIFICALLY SHOWN IS TO BE DONE IN ACCORDANCE WITH THE REQUIREMENTS OF THE 2018 INTERNATIONAL SWIMMING POOL AND SPA CODE AND ALL OTHER APPLICABLE CODES.



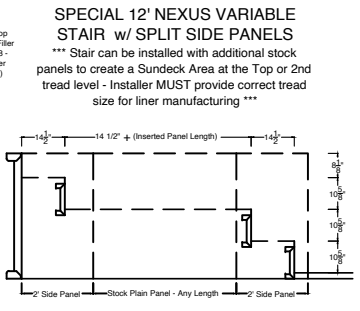
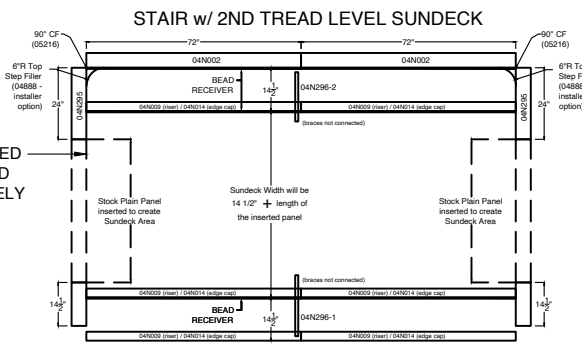
**04VS1290-14B**



**STANDARD STAIR**

**04VS1290-14B**

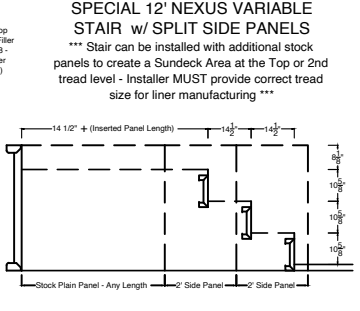
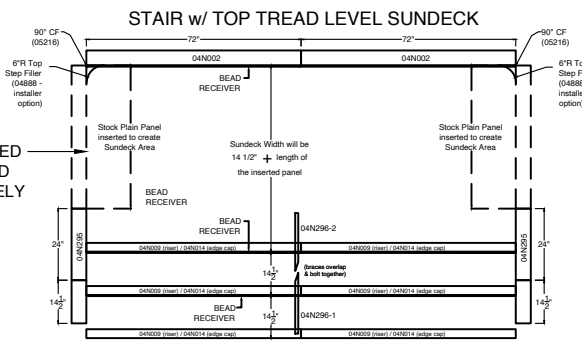
**\*\*\*BEAD RECEIVER IS REQUIRED FOR SIDES OF SUNDECK AND MUST BE ORDERED SEPARATELY BASED ON QTY NEEDED\*\*\***



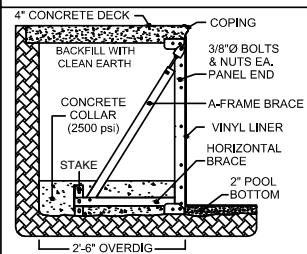
**SPECIAL 12' NEXUS VARIABLE STAIR w/ SPLIT SIDE PANELS**  
**\*\*\* Stair can be installed with additional stock panels to create a Sundeck Area at the Top or 2nd tread level - Installer MUST provide correct tread size for liner manufacturing \*\*\***

**04VS1290-14B**

**\*\*\*BEAD RECEIVER IS REQUIRED FOR SIDES OF SUNDECK AND MUST BE ORDERED SEPARATELY BASED ON QTY NEEDED\*\*\***



**SPECIAL 12' NEXUS VARIABLE STAIR w/ SPLIT SIDE PANELS**  
**\*\*\* Stair can be installed with additional stock panels to create a Sundeck Area at the Top or 2nd tread level - Installer MUST provide correct tread size for liner manufacturing \*\*\***



**FILE NUMBER : 04VS1290-14B**

Perimeter : ----

Surface Area : ----

Volume : ----

DRAWN BY: jeide

SCALE: n/a

33 Wade Rd.  
 Latham, NY 12110  
 phn: 518-786-1200  
 fax: 518-786-0954

THIS POOL CONFORMS TO CURRENT APSP/ANSI/ICC-5 2011 & ISPC 2015 STANDARDS FOR RESIDENTIAL INGROUND SWIMMING POOLS



WARNING: SWIMMING POOLS CAN BE DANGEROUS WHEN USED IMPROPERLY CONSULT YOUR DEALER FOR SAFETY INFORMATION ON SAFE USE. IT IS THE RESPONSIBILITY OF TOWN OFFICIALS, BUILDERS AND THE HOMEOWNERS TO FOLLOW ALL SAFETY RECOMMENDATIONS OF ANSI/APSP, LOCAL ORDINANCES AND EQUIPMENT MANUFACTURERS.

**CUSTOMER SIGNATURE REQUIRED**

DEALER NAME : ----

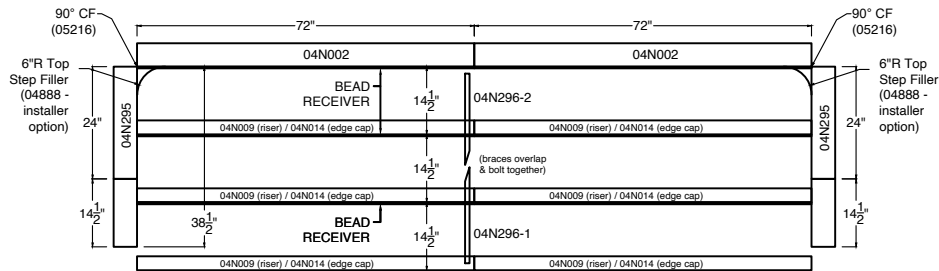
CUSTOMER NAME : ----

**DATE**

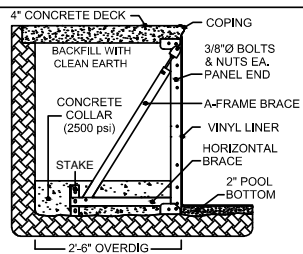
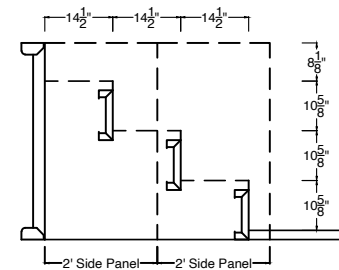
**STEEL**

DEPTH AND SHAPE OF POOL MEET MINIMUM STANDARDS OF THE INTERNATIONAL SWIMMING POOL AND SPA CODE 2018 FOR IN-GROUND SWIMMING POOLS. A MEANS ENTRY/EXIT FOR BOTH THE DEEP END AND THE SHALLOW END OF THE POOL MUST BE PROVIDED IN ACCORDANCE WITH THE 2018 INTERNATIONAL SWIMMING POOL AND SPA CODE SECTION 809. EQUIPOTENTIAL BONDING MUST BE PROVIDED IN ACCORDANCE WITH THE NATIONAL ELECTRICAL CODE NFPA 70. ALL A-FRAME BRACES ARE TO BE MOUNTED WITH MINIMUM 8 INCH DEEP POURED 2500 P.S.I. CONCRETE COLLAR AROUND ENTIRE PERIMETER OF POOL. NO DIVING LABELS ARE TO BE INSTALLED AROUND THE PERIMETER OF POOL AS REQUIRED. SUCTION ENTRAPMENT AVOIDANCE IS TO BE INSTALLED IN ACCORDANCE WITH ANSI/APSPIC-7. ALL WORK NOT SPECIFICALLY SHOWN IS TO BE DONE IN ACCORDANCE WITH THE REQUIREMENTS OF THE 2018 INTERNATIONAL SWIMMING POOL AND SPA CODE AND ALL OTHER APPLICABLE CODES.

**04VS1290-14B**



**STANDARD STAIR**

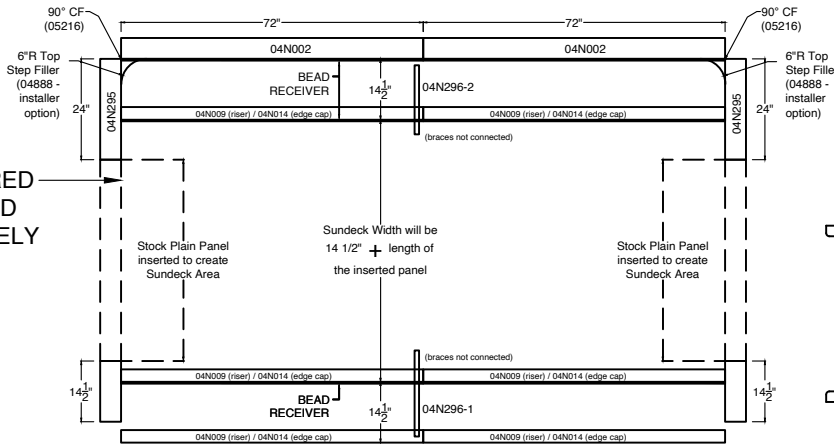


<b>FILE NUMBER :</b> 04VS1290-14B		THIS POOL CONFORMS TO CURRENT <b>APSP/ANSI/ICC-5 2011 &amp; ISPSC 2015</b> STANDARDS FOR RESIDENTIAL INGROUND SWIMMING POOLS		<b>CUSTOMER SIGNATURE REQUIRED</b>		<b>DATE</b>	
Perimeter : ----		33 Wade Rd. Latham, NY 12110 phn: 518-786-1200		<b>DEALER NAME :</b> ----		<b>STEEL</b>	
Surface Area : ----		fax: 518-786-0954		<b>CUSTOMER NAME :</b> ----			
Volume : ----		DRAWN BY: jeide		SCALE: n/a		WARNING: SWIMMING POOLS CAN BE DANGEROUS WHEN USED IMPROPERLY CONSULT YOUR DEALER FOR SAFETY INFORMATION ON SAFE USE. IT IS THE RESPONSIBILITY OF TOWN OFFICIALS, BUILDERS AND THE HOMEOWNERS TO FOLLOW ALL SAFETY RECOMMENDATIONS OF ANSI/APSP, LOCAL ORDINANCES AND EQUIPMENT MANUFACTURERS.	
<small>DEPTH AND SHAPE OF POOL MEET MINIMUM STANDARDS OF THE INTERNATIONAL SWIMMING POOL AND SPA CODE 2018 FOR IN-GROUND SWIMMING POOLS. A MEANS ENTRY/EXIT FOR BOTH THE DEEP END AND THE SHALLOW END OF THE POOL MUST BE PROVIDED IN ACCORDANCE WITH THE 2018 INTERNATIONAL SWIMMING POOL AND SPA CODE SECTION 809. EQUIPOTENTIAL BONDING MUST BE PROVIDED IN ACCORDANCE WITH THE NATIONAL ELECTRICAL CODE NFPA 70. ALL A-FRAME BRACES ARE TO BE MOUNDED WITH MINIMUM 8 INCH DEEP POURED 2500 P.S.I. CONCRETE COLLAR AROUND ENTIRE PERIMETER OF POOL. NO DIVING LABELS ARE TO BE INSTALLED AROUND THE PERIMETER OF POOL AS REQUIRED. SUCTION ENTRAPMENT AVOIDANCE IS TO BE INSTALLED IN ACCORDANCE WITH ANSI/APSP/ICC-7. ALL WORK NOT SPECIFICALLY SHOWN IS TO BE DONE IN ACCORDANCE WITH THE REQUIREMENTS OF THE 2018 INTERNATIONAL SWIMMING POOL AND SPA CODE AND ALL OTHER APPLICABLE CODES.</small>							

**04VS1290-14B**

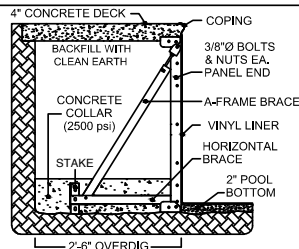
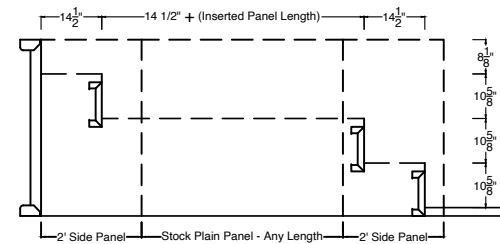
\*\*\*BEAD RECEIVER IS REQUIRED FOR SIDES OF SUNDECK AND MUST BE ORDERED SEPARATELY BASED ON QTY NEEDED\*\*\*

**STAIR w/ 2ND TREAD LEVEL SUNDECK**



**SPECIAL 12' NEXUS VARIABLE STAIR w/ SPLIT SIDE PANELS**

\*\*\* Stair can be installed with additional stock panels to create a Sundeck Area at the Top or 2nd tread level - Installer MUST provide correct tread size for liner manufacturing \*\*\*



FILE NUMBER : 04VS1290-14B

Perimeter : ----

Surface Area : ----

Volume : ----

DRAWN BY : jeide

SCALE : n/a

33 Wade Rd.  
Latham, NY 12110  
phn: 518-786-1200  
fax: 518-786-0954

THIS POOL CONFORMS TO CURRENT APSP/ANSI/ICC-5 2011 & ISPC 2015 STANDARDS FOR RESIDENTIAL INGROUND SWIMMING POOLS



WARNING: SWIMMING POOLS CAN BE DANGEROUS WHEN USED IMPROPERLY CONSULT YOUR DEALER FOR SAFETY INFORMATION ON SAFE USE. IT IS THE RESPONSIBILITY OF TOWN OFFICIALS, BUILDERS AND THE HOMEOWNERS TO FOLLOW ALL SAFETY RECOMMENDATIONS OF ANSI/APSP, LOCAL ORDINANCES AND EQUIPMENT MANUFACTURERS.

CUSTOMER SIGNATURE REQUIRED

DATE

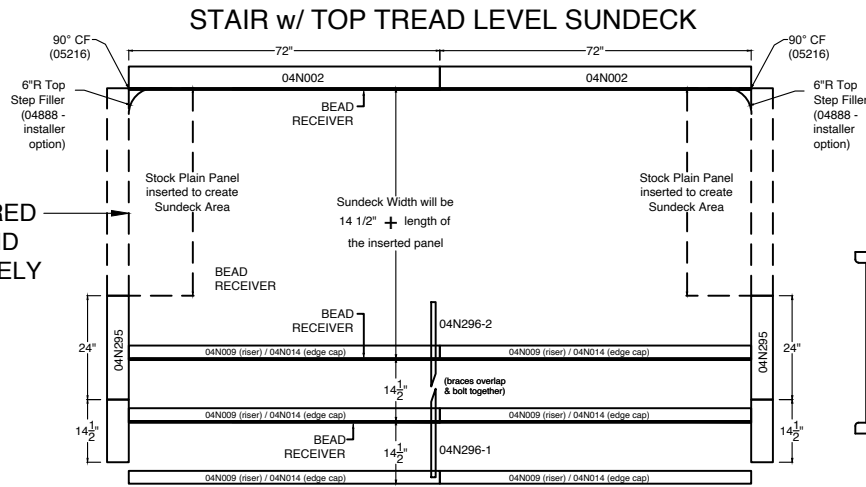
DEALER NAME : ----  
CUSTOMER NAME : ----

**STEEL**

DEPTH AND SHAPE OF POOL MEET MINIMUM STANDARDS OF THE INTERNATIONAL SWIMMING POOL AND SPA CODE 2018 FOR IN-GROUND SWIMMING POOLS. A MEANS ENTRY/EXIT FOR BOTH THE DEEP END AND THE SHALLOW END OF THE POOL MUST BE PROVIDED IN ACCORDANCE WITH THE 2018 INTERNATIONAL SWIMMING POOL AND SPA CODE SECTION 809. EQUIPOTENTIAL BONDING MUST BE PROVIDED IN ACCORDANCE WITH THE NATIONAL ELECTRICAL CODE NFPA 70. ALL A-FRAME BRACES ARE TO BE MOUNDED WITH MINIMUM 8 INCH DEEP POURED 2500 P.S.I. CONCRETE COLLAR AROUND ENTIRE PERIMETER OF POOL. NO DIVING LABELS ARE TO BE INSTALLED AROUND THE PERIMETER OF POOL AS REQUIRED. SUCTION ENTRAPMENT AVOIDANCE IS TO BE INSTALLED IN ACCORDANCE WITH ANSI/APSP/ICC-7. ALL WORK NOT SPECIFICALLY SHOWN IS TO BE DONE IN ACCORDANCE WITH THE REQUIREMENTS OF THE 2018 INTERNATIONAL SWIMMING POOL AND SPA CODE AND ALL OTHER APPLICABLE CODES.

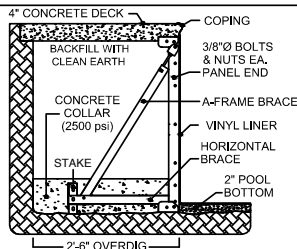
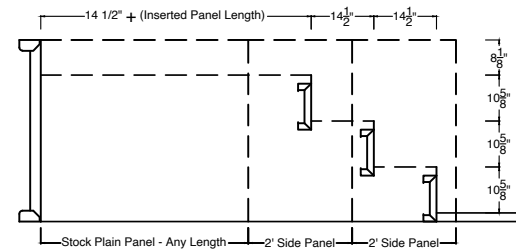
**04VS1290-14B**

\*\*\*BEAD RECEIVER IS REQUIRED FOR SIDES OF SUNDECK AND MUST BE ORDERED SEPARATELY BASED ON QTY NEEDED\*\*\*



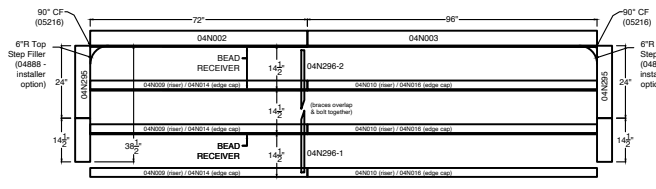
**SPECIAL 12' NEXUS VARIABLE STAIR w/ SPLIT SIDE PANELS**

\*\*\* Stair can be installed with additional stock panels to create a Sundeck Area at the Top or 2nd tread level - Installer MUST provide correct tread size for liner manufacturing \*\*\*

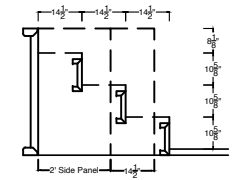


<b>FILE NUMBER :</b> 04VS1290-14B	THIS POOL CONFORMS TO CURRENT APSP/ANSI/ICC-5 2011 & ISPC 2015 STANDARDS FOR RESIDENTIAL INGROUND SWIMMING POOLS	<b>CUSTOMER SIGNATURE REQUIRED</b>	<b>DATE</b>
<b>Perimeter :</b> ----	33 Wade Rd. Latham, NY 12110 phn: 518-786-1200 fax: 518-786-0954	<b>DEALER NAME :</b> ----	<b>STEEL</b>
<b>Surface Area :</b> ----		<b>CUSTOMER NAME :</b> ----	
<b>Volume :</b> ----	<b>DRAWN BY :</b> jeide	WARNING: SWIMMING POOLS CAN BE DANGEROUS WHEN USED IMPROPERLY CONSULT YOUR DEALER FOR SAFETY INFORMATION ON SAFE USE. IT IS THE RESPONSIBILITY OF TOWN OFFICIALS, BUILDERS AND THE HOMEOWNERS TO FOLLOW ALL SAFETY RECOMMENDATIONS OF ANSI/APSP, LOCAL ORDINANCES AND EQUIPMENT MANUFACTURERS.	
<b>SCALE :</b> n/a	DEPTH AND SHAPE OF POOL MEET MINIMUM STANDARDS OF THE INTERNATIONAL SWIMMING POOL AND SPA CODE 2018 FOR IN-GROUND SWIMMING POOLS. A MEANS ENTRY/EXIT FOR BOTH THE DEEP END AND THE SHALLOW END OF THE POOL MUST BE PROVIDED IN ACCORDANCE WITH THE 2018 INTERNATIONAL SWIMMING POOL AND SPA CODE SECTION 809. EQUIPOTENTIAL BONDING MUST BE PROVIDED IN ACCORDANCE WITH THE NATIONAL ELECTRICAL CODE NFPA 70. ALL A-FRAME BRACES ARE TO BE MOUNDED WITH MINIMUM 8 INCH DEEP POURED 2500 P.S.I. CONCRETE COLLAR AROUND ENTIRE PERIMETER OF POOL. NO DIVING LABELS ARE TO BE INSTALLED AROUND THE PERIMETER OF POOL AS REQUIRED. SUCTION ENTRAPMENT AVOIDANCE IS TO BE INSTALLED IN ACCORDANCE WITH ANSI/APSP/ICC-7. ALL WORK NOT SPECIFICALLY SHOWN IS TO BE DONE IN ACCORDANCE WITH THE REQUIREMENTS OF THE 2018 INTERNATIONAL SWIMMING POOL AND SPA CODE AND ALL OTHER APPLICABLE CODES.		

**04VS1490-14B**

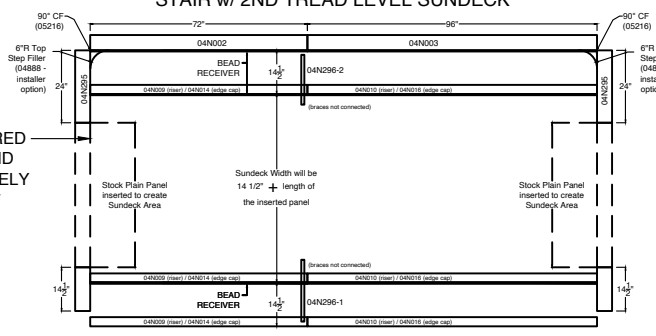


**STANDARD STAIR**



**04VS1490-14B**

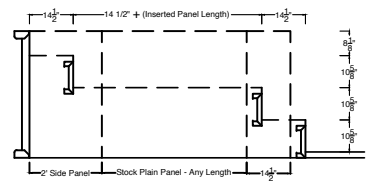
**STAIR w/ 2ND TREAD LEVEL SUNDECK**



\*\*\*BEAD RECEIVER IS REQUIRED FOR SIDES OF SUNDECK AND MUST BE ORDERED SEPARATELY BASED ON QTY NEEDED\*\*\*

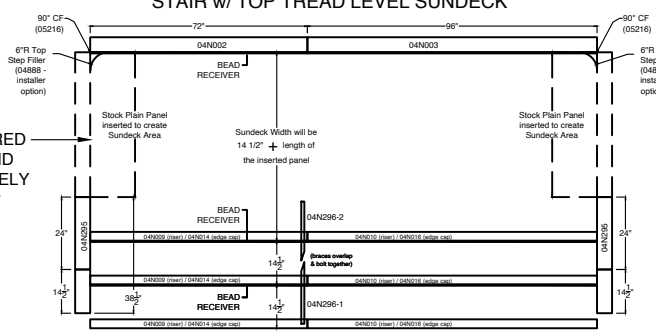
**SPECIAL 14' NEXUS VARIABLE STAIR w/ SPLIT SIDE PANELS**

\*\*\* Stair can be installed with additional stock panels to create a Sundeck Area at the Top or 2nd tread level - Installer MUST provide correct tread size for liner manufacturing \*\*\*



**04VS1490-14B**

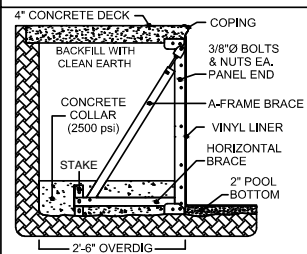
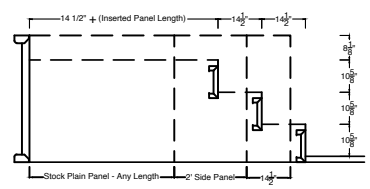
**STAIR w/ TOP TREAD LEVEL SUNDECK**



\*\*\*BEAD RECEIVER IS REQUIRED FOR SIDES OF SUNDECK AND MUST BE ORDERED SEPARATELY BASED ON QTY NEEDED\*\*\*

**SPECIAL 14' NEXUS VARIABLE STAIR w/ SPLIT SIDE PANELS**

\*\*\* Stair can be installed with additional stock panels to create a Sundeck Area at the Top or 2nd tread level - Installer MUST provide correct tread size for liner manufacturing \*\*\*



<b>FILE NUMBER :</b> 04VS1490-14B	Perimeter : ----	Surface Area : ----	Volume : ----	DRAWN BY: jeide	SCALE: n/a
33 Wade Rd. Latham, NY 12110 phn: 518-786-1200 fax: 518-786-0954					

THIS POOL CONFORMS TO CURRENT APSP/ANSI/ICC-5 2011 & ISPC 2015 STANDARDS FOR RESIDENTIAL INGROUND SWIMMING POOLS



**CUSTOMER SIGNATURE REQUIRED**

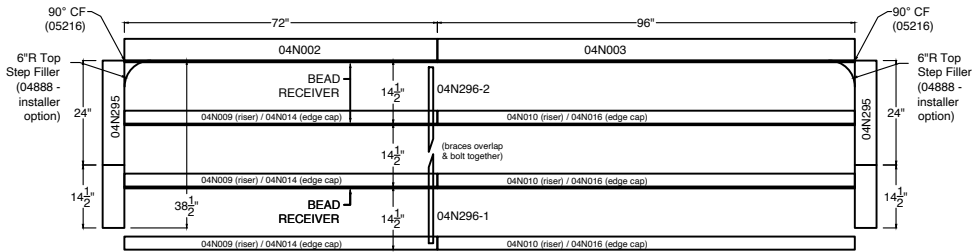
DEALER NAME: ----  
CUSTOMER NAME: ----

DATE

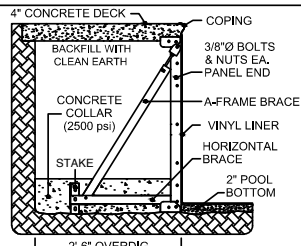
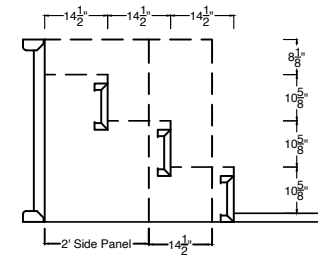
**STEEL**

DEPTH AND SHAPE OF POOL MEET MINIMUM STANDARDS OF THE INTERNATIONAL SWIMMING POOL AND SPA CODE 2018 FOR IN-GROUND SWIMMING POOLS. A MEANS ENTRY/EXIT FOR BOTH THE DEEP END AND THE SHALLOW END OF THE POOL MUST BE PROVIDED IN ACCORDANCE WITH THE 2018 INTERNATIONAL SWIMMING POOL AND SPA CODE SECTION 809. EQUIPOTENTIAL BONDING MUST BE PROVIDED IN ACCORDANCE WITH THE NATIONAL ELECTRICAL CODE NFPA 70. ALL A-FRAME BRACES ARE TO BE MOUNTED WITH MINIMUM 8 INCH DEEP POURED 2500 P.S.I. CONCRETE COLLAR AROUND ENTIRE PERIMETER OF POOL. NO DIVING LABELS ARE TO BE INSTALLED AROUND THE PERIMETER OF POOL AS REQUIRED. SUCTION ENTRAPMENT AVOIDANCE IS TO BE INSTALLED IN ACCORDANCE WITH ANSI/APSP/ICC-7. ALL WORK NOT SPECIFICALLY SHOWN IS TO BE DONE IN ACCORDANCE WITH THE REQUIREMENTS OF THE 2018 INTERNATIONAL SWIMMING POOL AND SPA CODE AND ALL OTHER APPLICABLE CODES.

**04VS1490-14B**



**STANDARD STAIR**



**FILE NUMBER : 04VS1490-14B**

Perimeter : ----

Surface Area : ----

Volume : ----

DRAWN BY: jeide

SCALE: n/a

THIS POOL CONFORMS TO CURRENT APSP/ANSI/ICC-5 2011 & ISPCS 2015 STANDARDS FOR RESIDENTIAL INGROUND SWIMMING POOLS

33 Wade Rd.  
Latham, NY 12110  
phn: 518-786-1200  
fax: 518-786-0954



**CUSTOMER SIGNATURE REQUIRED**

DEALER NAME : ----  
CUSTOMER NAME : ----

DATE

**STEEL**

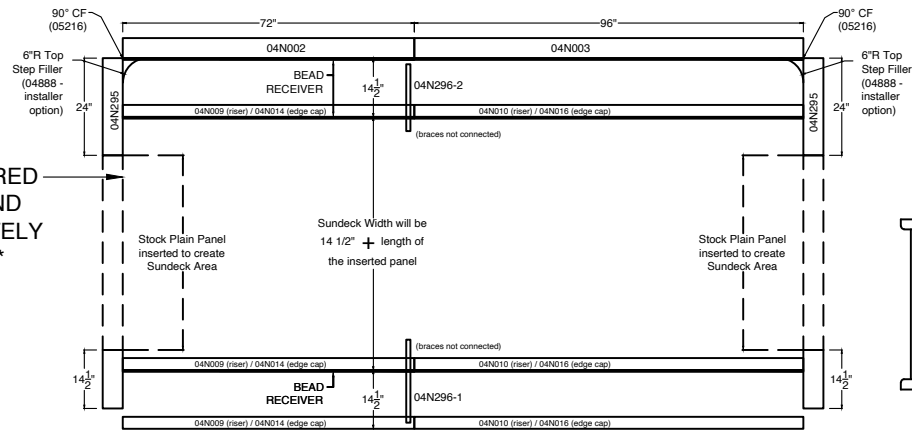
WARNING: SWIMMING POOLS CAN BE DANGEROUS WHEN USED IMPROPERLY CONSULT YOUR DEALER FOR SAFETY INFORMATION ON SAFE USE. IT IS THE RESPONSIBILITY OF TOWN OFFICIALS, BUILDERS AND THE HOMEOWNERS TO FOLLOW ALL SAFETY RECOMMENDATIONS OF ANSI/APSP, LOCAL ORDINANCES AND EQUIPMENT MANUFACTURERS.

DEPTH AND SHAPE OF POOL MEET MINIMUM STANDARDS OF THE INTERNATIONAL SWIMMING POOL AND SPA CODE 2018 FOR IN-GROUND SWIMMING POOLS. A MEANS ENTRY/EXIT FOR BOTH THE DEEP END AND THE SHALLOW END OF THE POOL MUST BE PROVIDED IN ACCORDANCE WITH THE 2018 INTERNATIONAL SWIMMING POOL AND SPA CODE SECTION 809. EQUIPOTENTIAL BONDING MUST BE PROVIDED IN ACCORDANCE WITH THE NATIONAL ELECTRICAL CODE NFPA 70. ALL A-FRAME BRACES ARE TO BE MOUNDED WITH MINIMUM 8 INCH DEEP POURED 2500 P.S.I. CONCRETE COLLAR AROUND ENTIRE PERIMETER OF POOL. NO DIVING LABELS ARE TO BE INSTALLED AROUND THE PERIMETER OF POOL AS REQUIRED. SUCTION ENTRAPMENT AVOIDANCE IS TO BE INSTALLED IN ACCORDANCE WITH ANSI/APSP/ICC-7. ALL WORK NOT SPECIFICALLY SHOWN IS TO BE DONE IN ACCORDANCE WITH THE REQUIREMENTS OF THE 2018 INTERNATIONAL SWIMMING POOL AND SPA CODE AND ALL OTHER APPLICABLE CODES.

**04VS1490-14B**

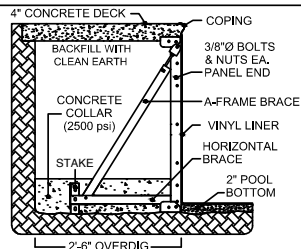
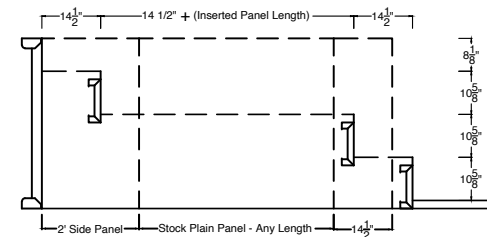
\*\*\*BEAD RECEIVER IS REQUIRED FOR SIDES OF SUNDECK AND MUST BE ORDERED SEPARATELY BASED ON QTY NEEDED\*\*\*

**STAIR w/ 2ND TREAD LEVEL SUNDECK**



**SPECIAL 14' NEXUS VARIABLE STAIR w/ SPLIT SIDE PANELS**

\*\*\* Stair can be installed with additional stock panels to create a Sundeck Area at the Top or 2nd tread level - Installer MUST provide correct tread size for liner manufacturing \*\*\*



**FILE NUMBER : 04VS1490-14B**

Perimeter : ----

Surface Area : ----

Volume : ----

DRAWN BY : jeide

SCALE : n/a

33 Wade Rd.  
Latham, NY 12110  
phn: 518-786-1200  
fax: 518-786-0954

THIS POOL CONFORMS TO CURRENT  
APSP/ANSI/ICC-5 2011 & ISPS 2015  
STANDARDS FOR RESIDENTIAL  
INGROUND SWIMMING POOLS



WARNING: SWIMMING POOLS CAN BE DANGEROUS WHEN USED IMPROPERLY CONSULT YOUR DEALER FOR SAFETY INFORMATION ON SAFE USE. IT IS THE RESPONSIBILITY OF TOWN OFFICIALS, BUILDERS AND THE HOMEOWNERS TO FOLLOW ALL SAFETY RECOMMENDATIONS OF ANSI/APSP, LOCAL ORDINANCES AND EQUIPMENT MANUFACTURERS.

**CUSTOMER SIGNATURE REQUIRED**

**DATE**

DEALER NAME : ----  
CUSTOMER NAME : ----

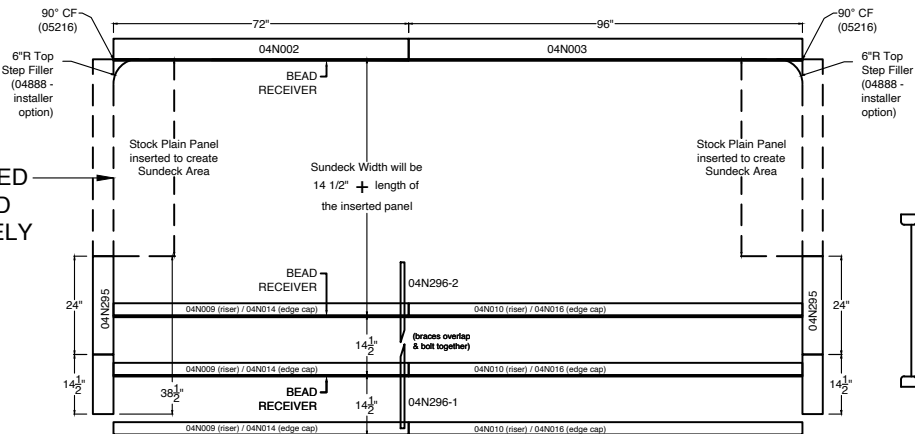
**STEEL**

DEPTH AND SHAPE OF POOL MEET MINIMUM STANDARDS OF THE INTERNATIONAL SWIMMING POOL AND SPA CODE 2018 FOR IN-GROUND SWIMMING POOLS. A MEANS ENTRY/EXIT FOR BOTH THE DEEP END AND THE SHALLOW END OF THE POOL MUST BE PROVIDED IN ACCORDANCE WITH THE 2018 INTERNATIONAL SWIMMING POOL AND SPA CODE SECTION 809. EQUIPOTENTIAL BONDING MUST BE PROVIDED IN ACCORDANCE WITH THE NATIONAL ELECTRICAL CODE NFPA 70. ALL A-FRAME BRACES ARE TO BE MOUNDED WITH MINIMUM 8 INCH DEEP POURED 2500 P.S.I. CONCRETE COLLAR AROUND ENTIRE PERIMETER OF POOL. NO DIVING LABELS ARE TO BE INSTALLED AROUND THE PERIMETER OF POOL AS REQUIRED. SUCTION ENTRAPMENT AVOIDANCE IS TO BE INSTALLED IN ACCORDANCE WITH ANSI/APSP/ICC-7. ALL WORK NOT SPECIFICALLY SHOWN IS TO BE DONE IN ACCORDANCE WITH THE REQUIREMENTS OF THE 2018 INTERNATIONAL SWIMMING POOL AND SPA CODE AND ALL OTHER APPLICABLE CODES.

**04VS1490-14B**

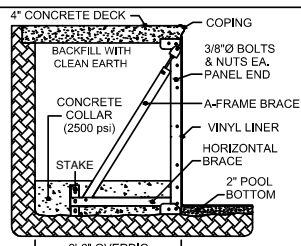
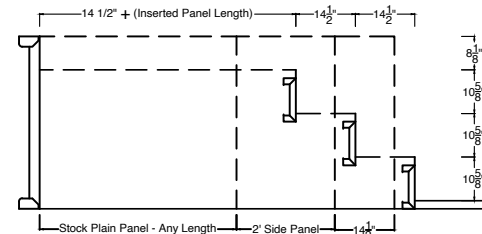
\*\*\*BEAD RECEIVER IS REQUIRED FOR SIDES OF SUNDECK AND MUST BE ORDERED SEPARATELY BASED ON QTY NEEDED\*\*\*

**STAIR w/ TOP TREAD LEVEL SUNDECK**



**SPECIAL 14' NEXUS VARIABLE STAIR w/ SPLIT SIDE PANELS**

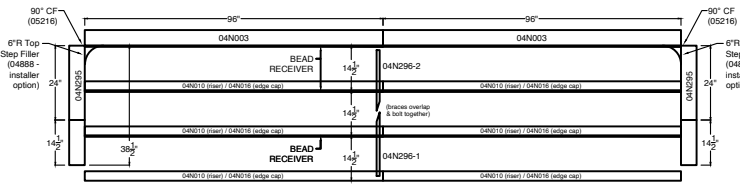
\*\*\* Stair can be installed with additional stock panels to create a Sundeck Area at the Top or 2nd tread level - Installer MUST provide correct tread size for liner manufacturing \*\*\*



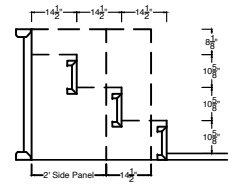
<b>FILE NUMBER :</b> 04VS1490-14B	THIS POOL CONFORMS TO CURRENT <u>APSP/ANSI/ICC-5 2011</u> & <u>ISPC 2015</u> STANDARDS FOR RESIDENTIAL INGROUND SWIMMING POOLS	<b>CUSTOMER SIGNATURE REQUIRED</b>	<b>DATE</b>
Perimeter : ----	33 Wade Rd. Latham, NY 12110 phn: 518-786-1200 fax: 518-786-0954		<b>DEALER NAME :</b> ---- <b>CUSTOMER NAME :</b> ----
Surface Area : ----			
Volume : ----	<small>WARNING: SWIMMING POOLS CAN BE DANGEROUS WHEN USED IMPROPERLY CONSULT YOUR DEALER FOR SAFETY INFORMATION ON SAFE USE. IT IS THE RESPONSIBILITY OF TOWN OFFICIALS, BUILDERS AND THE HOMEOWNERS TO FOLLOW ALL SAFETY RECOMMENDATIONS OF ANSI/APSP, LOCAL ORDINANCES AND EQUIPMENT MANUFACTURERS.</small>		
DRAWN BY: jeide SCALE: n/a	<small>DEPTH AND SHAPE OF POOL MEET MINIMUM STANDARDS OF THE INTERNATIONAL SWIMMING POOL AND SPA CODE 2018 FOR IN-GROUND SWIMMING POOLS. A MEANS ENTRY/EXIT FOR BOTH THE DEEP END AND THE SHALLOW END OF THE POOL MUST BE PROVIDED IN ACCORDANCE WITH THE 2018 INTERNATIONAL SWIMMING POOL AND SPA CODE SECTION 809. EQUIPOTENTIAL BONDING MUST BE PROVIDED IN ACCORDANCE WITH THE NATIONAL ELECTRICAL CODE NFPA 70. ALL A-FRAME BRACES ARE TO BE MOUNDED WITH MINIMUM 8 INCH DEEP POURED 2500 P.S.I. CONCRETE COLLAR AROUND ENTIRE PERIMETER OF POOL. NO DIVING LABELS ARE TO BE INSTALLED AROUND THE PERIMETER OF POOL AS REQUIRED. SUCTION ENTRAPMENT AVOIDANCE IS TO BE INSTALLED IN ACCORDANCE WITH ANSI/APSPIC-7. ALL WORK NOT SPECIFICALLY SHOWN IS TO BE DONE IN ACCORDANCE WITH THE REQUIREMENTS OF THE 2018 INTERNATIONAL SWIMMING POOL AND SPA CODE AND ALL OTHER APPLICABLE CODES.</small>		



**04VS1690-14B**

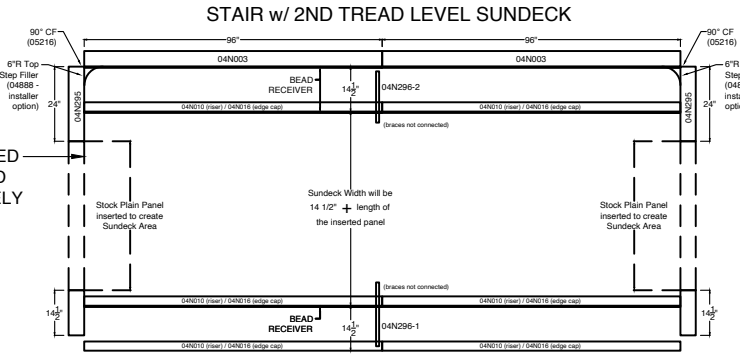


**STANDARD STAIR**



**04VS1690-14B**

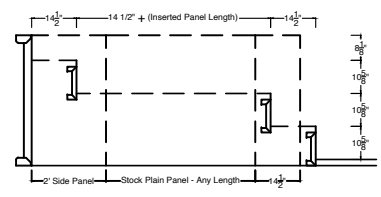
**\*\*\*BEAD RECEIVER IS REQUIRED FOR SIDES OF SUNDECK AND MUST BE ORDERED SEPARATELY BASED ON QTY NEEDED\*\*\***



**STAIR w/ 2ND TREAD LEVEL SUNDECK**

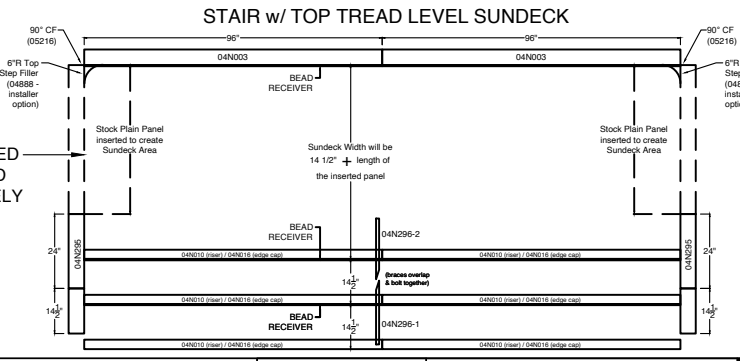
**SPECIAL 16' NEXUS VARIABLE STAIR w/ SPLIT SIDE PANELS**

\*\*\* Stair can be installed with additional stock panels to create a Sundeck Area at the Top or 2nd tread level - Installer MUST provide correct tread size for liner manufacturing \*\*\*



**04VS1690-14B**

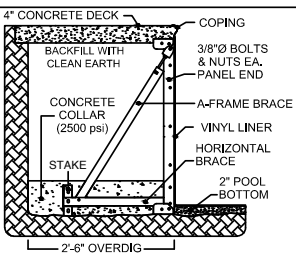
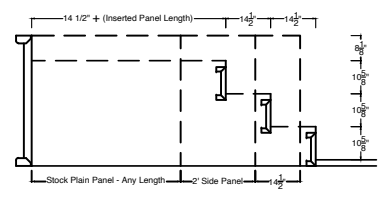
**\*\*\*BEAD RECEIVER IS REQUIRED FOR SIDES OF SUNDECK AND MUST BE ORDERED SEPARATELY BASED ON QTY NEEDED\*\*\***



**STAIR w/ TOP TREAD LEVEL SUNDECK**

**SPECIAL 16' NEXUS VARIABLE STAIR w/ SPLIT SIDE PANELS**

\*\*\* Stair can be installed with additional stock panels to create a Sundeck Area at the Top or 2nd tread level - Installer MUST provide correct tread size for liner manufacturing \*\*\*



<b>FILE NUMBER :</b> 04VS1690-14B
Perimeter : ----
Surface Area : ----
Volume : ----
<b>DRAWN BY :</b> jeide
<b>SCALE :</b> n/a

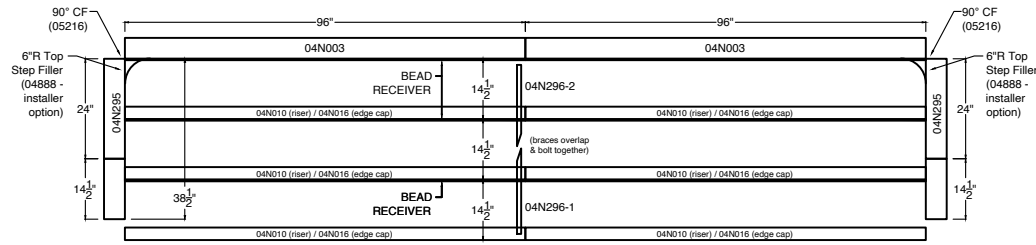
**THIS POOL CONFORMS TO CURRENT APSP/ANSI/ICC-5 2011 & ISPC 2015 STANDARDS FOR RESIDENTIAL INGROUND SWIMMING POOLS**

33 Wade Rd.  
Latham, NY 12110  
phn: 518-786-1200  
fax: 518-786-0954

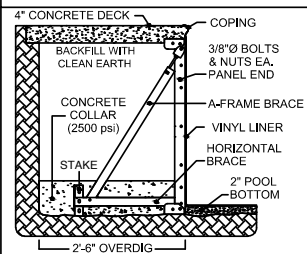
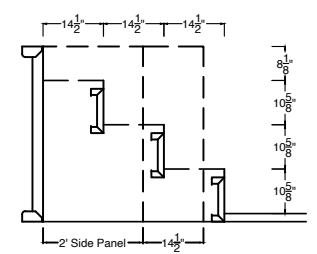
<b>CUSTOMER SIGNATURE REQUIRED</b>	<b>DATE</b>
<b>DEALER NAME :</b> ----	<b>STEEL</b>
<b>CUSTOMER NAME :</b> ----	

DEPTH AND SHAPE OF POOL MEET MINIMUM STANDARDS OF THE INTERNATIONAL SWIMMING POOL AND SPA CODE 2018 FOR IN-GROUND SWIMMING POOLS. A MEANS ENTRY/EXIT FOR BOTH THE DEEP END AND THE SHALLOW END OF THE POOL MUST BE PROVIDED IN ACCORDANCE WITH THE 2018 INTERNATIONAL SWIMMING POOL AND SPA CODE SECTION 809. EQUIPOTENTIAL BONDING MUST BE PROVIDED IN ACCORDANCE WITH THE NATIONAL ELECTRICAL CODE NFPA 70. ALL A-FRAME BRACES ARE TO BE MOUNDED WITH MINIMUM 8 INCH DEEP POURED 2500 P.S.I. CONCRETE COLLAR AROUND ENTIRE PERIMETER OF POOL. NO DIVING LABELS ARE TO BE INSTALLED AROUND THE PERIMETER OF POOL AS REQUIRED. SUCTION ENTRAPMENT AVOIDANCE IS TO BE INSTALLED IN ACCORDANCE WITH ANSI/APSP/ICC-7. ALL WORK NOT SPECIFICALLY SHOWN IS TO BE DONE IN ACCORDANCE WITH THE REQUIREMENTS OF THE 2018 INTERNATIONAL SWIMMING POOL AND SPA CODE AND ALL OTHER APPLICABLE CODES.

**04VS1690-14B**



**STANDARD STAIR**

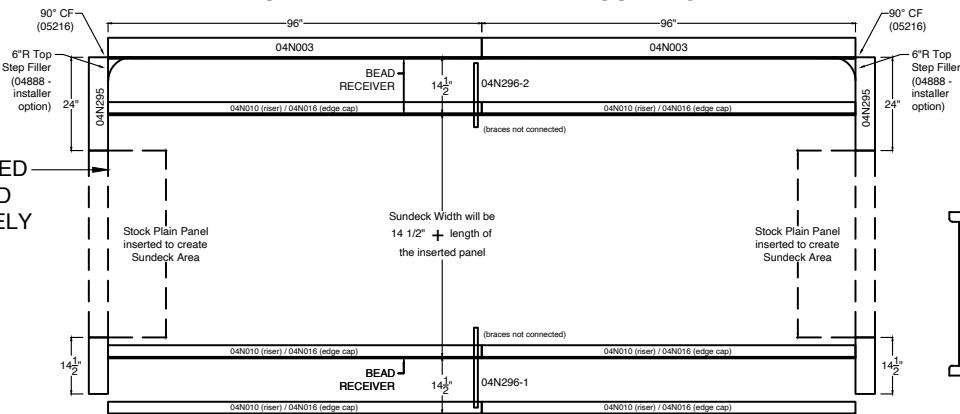


<b>FILE NUMBER :</b> 04VS1690-14B	THIS POOL CONFORMS TO CURRENT <u>APSP/ANSI/ICC-5 2011</u> & <u>ISpsc 2015</u> STANDARDS FOR RESIDENTIAL INGROUND SWIMMING POOLS	<b>CUSTOMER SIGNATURE REQUIRED</b>	<b>DATE</b>
Perimeter : ----	33 Wade Rd. Latham, NY 12110 phn: 518-786-1200 fax: 518-786-0954	<b>DEALER</b> ---- <b>NAME :</b> _____ <b>CUSTOMER</b> ---- <b>NAME :</b> _____	<b>STEEL</b>
Surface Area : ----			
Volume : ----		<small>WARNING: SWIMMING POOLS CAN BE DANGEROUS WHEN USED IMPROPERLY CONSULT YOUR DEALER FOR SAFETY INFORMATION ON SAFE USE. IT IS THE RESPONSIBILITY OF TOWN OFFICIALS, BUILDERS AND THE HOMEOWNERS TO FOLLOW ALL SAFETY RECOMMENDATIONS OF ANSI/APSP, LOCAL ORDINANCES AND EQUIPMENT MANUFACTURERS.</small>	
DRAWN BY: jeide SCALE: n/a	<small>DEPTH AND SHAPE OF POOL MEET MINIMUM STANDARDS OF THE INTERNATIONAL SWIMMING POOL AND SPA CODE 2018 FOR IN-GROUND SWIMMING POOLS. A MEANS ENTRY/EXIT FOR BOTH THE DEEP END AND THE SHALLOW END OF THE POOL MUST BE PROVIDED IN ACCORDANCE WITH THE 2018 INTERNATIONAL SWIMMING POOL AND SPA CODE SECTION 809. EQUIPOTENTIAL BONDING MUST BE PROVIDED IN ACCORDANCE WITH THE NATIONAL ELECTRICAL CODE NFPA 70. ALL A-FRAME BRACES ARE TO BE MOUNDED WITH MINIMUM 8 INCH DEEP POURED 2500 P.S.I. CONCRETE COLLAR AROUND ENTIRE PERIMETER OF POOL. NO DIVING LABELS ARE TO BE INSTALLED AROUND THE PERIMETER OF POOL AS REQUIRED. SUCTION ENTRAPMENT AVOIDANCE IS TO BE INSTALLED IN ACCORDANCE WITH ANSI/APSP/ICC-7. ALL WORK NOT SPECIFICALLY SHOWN IS TO BE DONE IN ACCORDANCE WITH THE REQUIREMENTS OF THE 2018 INTERNATIONAL SWIMMING POOL AND SPA CODE AND ALL OTHER APPLICABLE CODES.</small>		

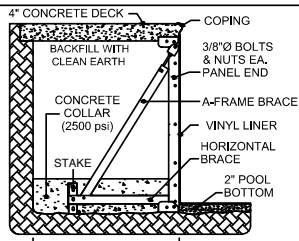
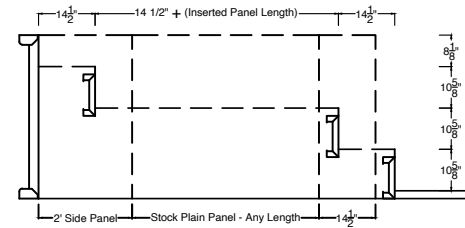
**04VS1690-14B**

\*\*\*BEAD RECEIVER IS REQUIRED FOR SIDES OF SUNDECK AND MUST BE ORDERED SEPARATELY BASED ON QTY NEEDED\*\*\*

**STAIR w/ 2ND TREAD LEVEL SUNDECK**



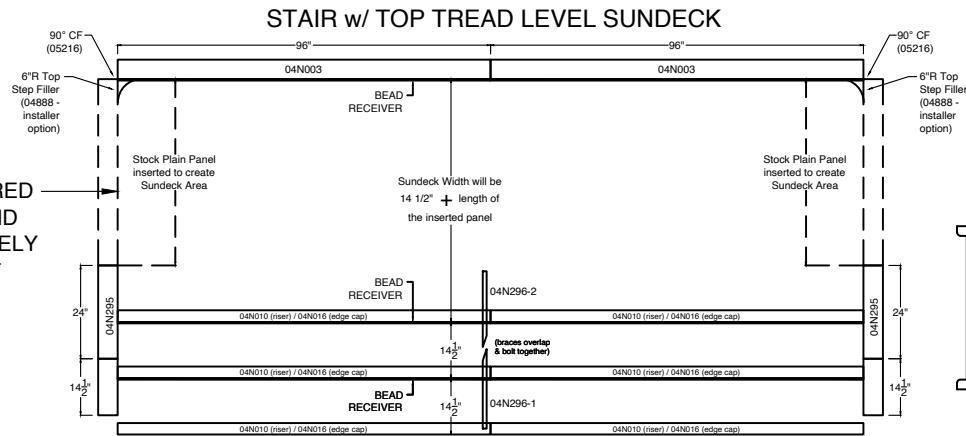
**SPECIAL 16' NEXUS VARIABLE STAIR w/ SPLIT SIDE PANELS**  
 \*\*\* Stair can be installed with additional stock panels to create a Sundeck Area at the Top or 2nd tread level - Installer MUST provide correct tread size for liner manufacturing \*\*\*



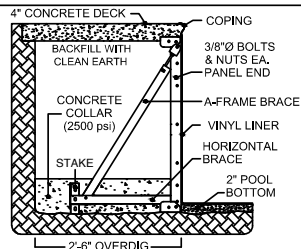
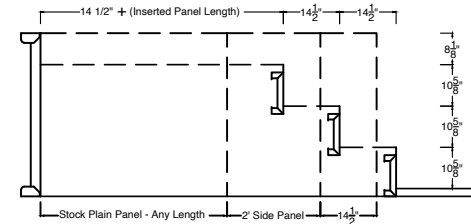
<b>FILE NUMBER : 04VS1690-14B</b>		THIS POOL CONFORMS TO CURRENT <u>APSP/ANSI/ICC-5 2011</u> & <u>ISpsc 2015</u> STANDARDS FOR RESIDENTIAL INGROUND SWIMMING POOLS		<b>CUSTOMER SIGNATURE REQUIRED</b>		<b>DATE</b>	
Perimeter : ----		33 Wade Rd. Latham, NY 12110 phn: 518-786-1200		<b>DEALER NAME : ----</b>		<b>STEEL</b>	
Surface Area : ----		fax: 518-786-0954		<b>CUSTOMER NAME : ----</b>			
Volume : ----		DRAWN BY: jeide		SCALE: n/a		WARNING: SWIMMING POOLS CAN BE DANGEROUS WHEN USED IMPROPERLY CONSULT YOUR DEALER FOR SAFETY INFORMATION ON SAFE USE. IT IS THE RESPONSIBILITY OF TOWN OFFICIALS, BUILDERS AND THE HOMEOWNERS TO FOLLOW ALL SAFETY RECOMMENDATIONS OF ANSI/APSP, LOCAL ORDINANCES AND EQUIPMENT MANUFACTURERS.	
<small>DEPTH AND SHAPE OF POOL MEET MINIMUM STANDARDS OF THE INTERNATIONAL SWIMMING POOL AND SPA CODE 2018 FOR IN-GROUND SWIMMING POOLS. A MEANS ENTRY/EXIT FOR BOTH THE DEEP END AND THE SHALLOW END OF THE POOL MUST BE PROVIDED IN ACCORDANCE WITH THE 2018 INTERNATIONAL SWIMMING POOL AND SPA CODE SECTION 809. EQUIPOTENTIAL BONDING MUST BE PROVIDED IN ACCORDANCE WITH THE NATIONAL ELECTRICAL CODE NFPA 70. ALL A-FRAME BRACES ARE TO BE MOUNDED WITH MINIMUM 8 INCH DEEP POURED 2500 P.S.I. CONCRETE COLLAR AROUND ENTIRE PERIMETER OF POOL. NO DIVING LABELS ARE TO BE INSTALLED AROUND THE PERIMETER OF POOL AS REQUIRED. SUCTION ENTRAPMENT AVOIDANCE IS TO BE INSTALLED IN ACCORDANCE WITH ANSI/APSP/ICC-7. ALL WORK NOT SPECIFICALLY SHOWN IS TO BE DONE IN ACCORDANCE WITH THE REQUIREMENTS OF THE 2018 INTERNATIONAL SWIMMING POOL AND SPA CODE AND ALL OTHER APPLICABLE CODES.</small>							

**04VS1690-14B**

\*\*\*BEAD RECEIVER IS REQUIRED FOR SIDES OF SUNDECK AND MUST BE ORDERED SEPARATELY BASED ON QTY NEEDED\*\*\*



**SPECIAL 16" NEXUS VARIABLE STAIR w/ SPLIT SIDE PANELS**  
 \*\*\* Stair can be installed with additional stock panels to create a Sundeck Area at the Top or 2nd tread level - Installer MUST provide correct tread size for liner manufacturing \*\*\*



FILE NUMBER : 04VS1690-14B

Perimeter : ----

Surface Area : ----

Volume : ----

DRAWN BY: jeide

SCALE: n/a

33 Wade Rd.  
 Latham, NY 12110  
 phn: 518-786-1200  
 fax: 518-786-0954

THIS POOL CONFORMS TO CURRENT APSP/ANSI/ICC-5 2011 & ISPSC 2015 STANDARDS FOR RESIDENTIAL INGROUND SWIMMING POOLS



WARNING: SWIMMING POOLS CAN BE DANGEROUS WHEN USED IMPROPERLY CONSULT YOUR DEALER FOR SAFETY INFORMATION ON SAFE USE. IT IS THE RESPONSIBILITY OF TOWN OFFICIALS, BUILDERS AND THE HOMEOWNERS TO FOLLOW ALL SAFETY RECOMMENDATIONS OF ANSI/APSP, LOCAL ORDINANCES AND EQUIPMENT MANUFACTURERS.

CUSTOMER SIGNATURE REQUIRED

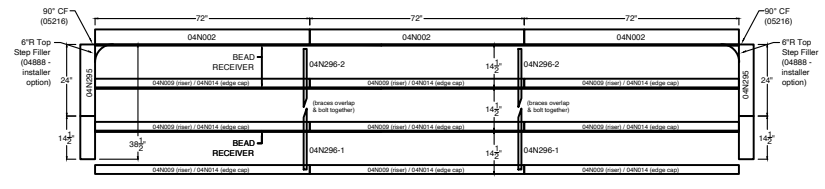
DATE

DEALER NAME : ----  
 CUSTOMER NAME : ----

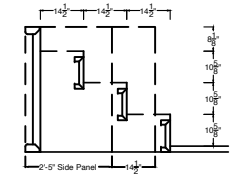
**STEEL**

DEPTH AND SHAPE OF POOL MEET MINIMUM STANDARDS OF THE INTERNATIONAL SWIMMING POOL AND SPA CODE 2018 FOR IN-GROUND SWIMMING POOLS. A MEANS ENTRY/EXIT FOR BOTH THE DEEP END AND THE SHALLOW END OF THE POOL MUST BE PROVIDED IN ACCORDANCE WITH THE 2018 INTERNATIONAL SWIMMING POOL AND SPA CODE SECTION 809. EQUIPOTENTIAL BONDING MUST BE PROVIDED IN ACCORDANCE WITH THE NATIONAL ELECTRICAL CODE NFPA 70. ALL A-FRAME BRACES ARE TO BE MOUNDED WITH MINIMUM 8 INCH DEEP POURED 2500 P.S.I. CONCRETE COLLAR AROUND ENTIRE PERIMETER OF POOL. NO DIVING LABELS ARE TO BE INSTALLED AROUND THE PERIMETER OF POOL AS REQUIRED. SUCTION ENTRAPMENT AVOIDANCE IS TO BE INSTALLED IN ACCORDANCE WITH ANSI/APSP/ICC-7. ALL WORK NOT SPECIFICALLY SHOWN IS TO BE DONE IN ACCORDANCE WITH THE REQUIREMENTS OF THE 2018 INTERNATIONAL SWIMMING POOL AND SPA CODE AND ALL OTHER APPLICABLE CODES.

**04VS1890-14B**

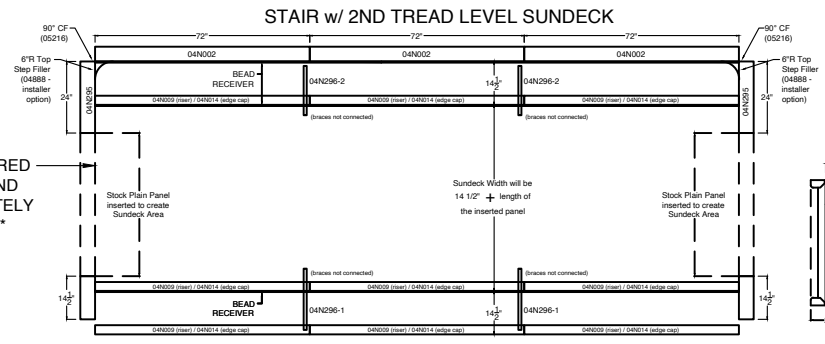


**STANDARD STAIR**



**04VS1890-14B**

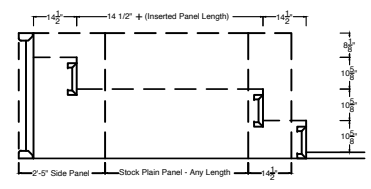
\*\*\*BEAD RECEIVER IS REQUIRED FOR SIDES OF SUNDECK AND MUST BE ORDERED SEPARATELY BASED ON QTY NEEDED\*\*\*



**STAIR w/ 2ND TREAD LEVEL SUNDECK**

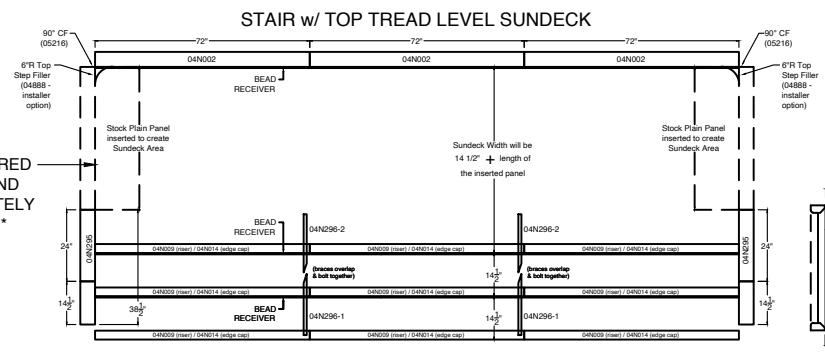
**SPECIAL 18' NEXUS VARIABLE STAIR w/ SPLIT SIDE PANELS**

\*\*\* Stair can be installed with additional stock panels to create a Sundeck Area at the Top or 2nd tread level - Installer MUST provide correct tread size for liner manufacturing \*\*\*



**04VS1890-14B**

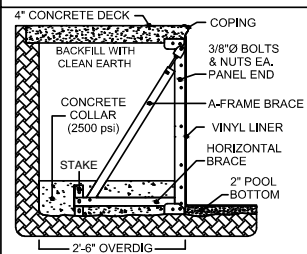
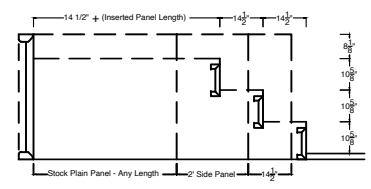
\*\*\*BEAD RECEIVER IS REQUIRED FOR SIDES OF SUNDECK AND MUST BE ORDERED SEPARATELY BASED ON QTY NEEDED\*\*\*



**STAIR w/ TOP TREAD LEVEL SUNDECK**

**SPECIAL 18' NEXUS VARIABLE STAIR w/ SPLIT SIDE PANELS**

\*\*\* Stair can be installed with additional stock panels to create a Sundeck Area at the Top or 2nd tread level - Installer MUST provide correct tread size for liner manufacturing \*\*\*



**FILE NUMBER : 04VS1890-14B**

Perimeter : ----

Surface Area : ----

Volume : ----

DRAWN BY: jeide

SCALE: n/a

THIS POOL CONFORMS TO CURRENT APSP/ANSI/ICC-5 2011 & ISPC 2015 STANDARDS FOR RESIDENTIAL INGROUND SWIMMING POOLS

33 Wade Rd.  
Latham, NY 12110  
phn: 518-786-1200  
fax: 518-786-0954

**CUSTOMER SIGNATURE REQUIRED**

DATE

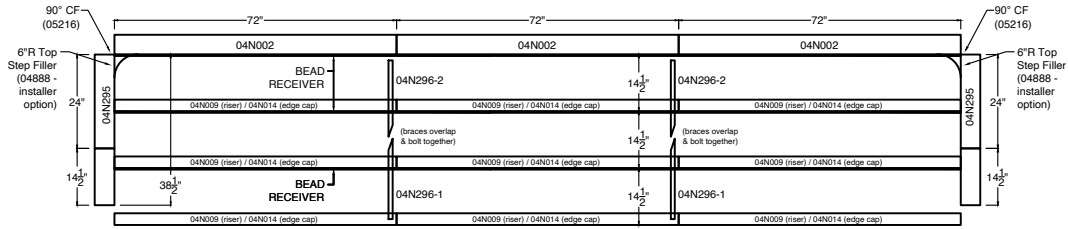
DEALER NAME : ----

CUSTOMER NAME : ----

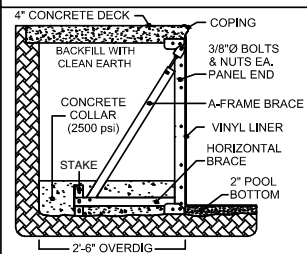
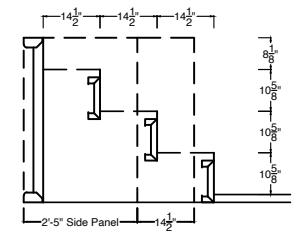
**STEEL**

DEPTH AND SHAPE OF POOL MEET MINIMUM STANDARDS OF THE INTERNATIONAL SWIMMING POOL AND SPA CODE 2018 FOR IN-GROUND SWIMMING POOLS. A MEANS ENTRY/EXIT FOR BOTH THE DEEP END AND THE SHALLOW END OF THE POOL MUST BE PROVIDED IN ACCORDANCE WITH THE 2018 INTERNATIONAL SWIMMING POOL AND SPA CODE SECTION 809. EQUIPOTENTIAL BONDING MUST BE PROVIDED IN ACCORDANCE WITH THE NATIONAL ELECTRICAL CODE NFPA 70. ALL A-FRAME BRACES ARE TO BE MOUNTED WITH MINIMUM 8 INCH DEEP POURED 2500 P.S.I. CONCRETE COLLAR AROUND ENTIRE PERIMETER OF POOL. NO DIVING LABELS ARE TO BE INSTALLED AROUND THE PERIMETER OF POOL AS REQUIRED. SUCTION ENTRAPMENT AVOIDANCE IS TO BE INSTALLED IN ACCORDANCE WITH ANSI/APSP/ICC-7. ALL WORK NOT SPECIFICALLY SHOWN IS TO BE DONE IN ACCORDANCE WITH THE REQUIREMENTS OF THE 2018 INTERNATIONAL SWIMMING POOL AND SPA CODE AND ALL OTHER APPLICABLE CODES.

**04VS1890-14B**



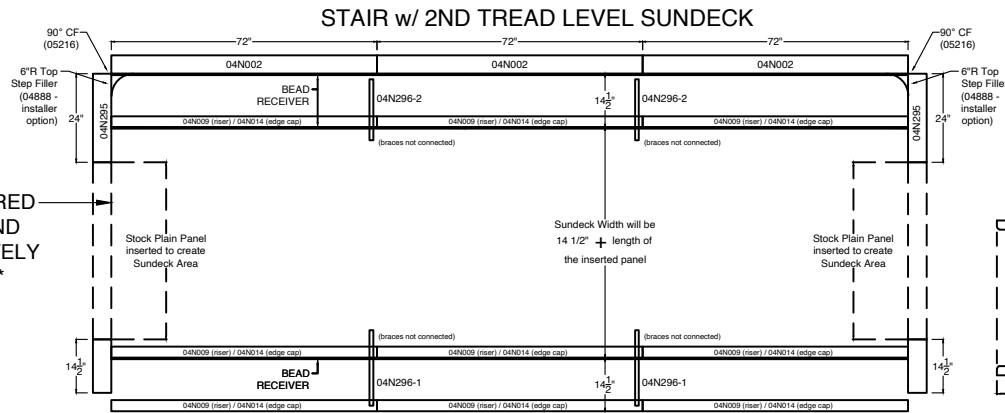
**STANDARD STAIR**



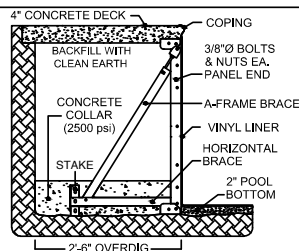
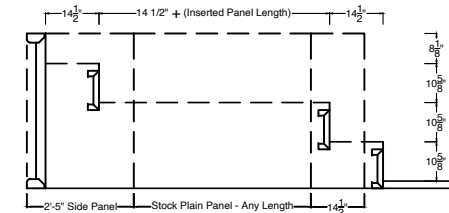
<b>FILE NUMBER :</b> 04VS1890-14B	THIS POOL CONFORMS TO CURRENT <i>APSP/ANSI/ICC-5 2011 &amp; ISPSC 2015</i> STANDARDS FOR RESIDENTIAL INGROUND SWIMMING POOLS	<b>CUSTOMER SIGNATURE REQUIRED</b>	<b>DATE</b>
Perimeter : ----	33 Wade Rd. Latham, NY 12110 phn: 518-786-1200 fax: 518-786-0954		<b>DEALER</b> ---- <b>NAME :</b> ---- <b>CUSTOMER</b> ---- <b>NAME :</b> ----
Surface Area : ----			
Volume : ----	<small>WARNING: SWIMMING POOLS CAN BE DANGEROUS WHEN USED IMPROPERLY CONSULT YOUR DEALER FOR SAFETY INFORMATION ON SAFE USE. IT IS THE RESPONSIBILITY OF TOWN OFFICIALS, BUILDERS AND THE HOMEOWNERS TO FOLLOW ALL SAFETY RECOMMENDATIONS OF ANSI/APSP, LOCAL ORDINANCES AND EQUIPMENT MANUFACTURERS.</small>		
DRAWN BY: jeide SCALE: n/a	<small>DEPTH AND SHAPE OF POOL MEET MINIMUM STANDARDS OF THE INTERNATIONAL SWIMMING POOL AND SPA CODE 2018 FOR IN-GROUND SWIMMING POOLS. A MEANS ENTRY/EXIT FOR BOTH THE DEEP END AND THE SHALLOW END OF THE POOL MUST BE PROVIDED IN ACCORDANCE WITH THE 2018 INTERNATIONAL SWIMMING POOL AND SPA CODE SECTION 809. EQUIPOTENTIAL BONDING MUST BE PROVIDED IN ACCORDANCE WITH THE NATIONAL ELECTRICAL CODE NFPA 70. ALL A-FRAME BRACES ARE TO BE MOUNDED WITH MINIMUM 8 INCH DEEP POURED 2500 P.S.I. CONCRETE COLLAR AROUND ENTIRE PERIMETER OF POOL. NO DIVING LABELS ARE TO BE INSTALLED AROUND THE PERIMETER OF POOL AS REQUIRED. SUCTION ENTRAPMENT AVOIDANCE IS TO BE INSTALLED IN ACCORDANCE WITH ANSI/APSPIC-7. ALL WORK NOT SPECIFICALLY SHOWN IS TO BE DONE IN ACCORDANCE WITH THE REQUIREMENTS OF THE 2018 INTERNATIONAL SWIMMING POOL AND SPA CODE AND ALL OTHER APPLICABLE CODES.</small>		

**04VS1890-14B**

\*\*\*BEAD RECEIVER IS REQUIRED FOR SIDES OF SUNDECK AND MUST BE ORDERED SEPARATELY BASED ON QTY NEEDED\*\*\*



**SPECIAL 18' NEXUS VARIABLE STAIR w/ SPLIT SIDE PANELS**  
 \*\*\* Stair can be installed with additional stock panels to create a Sundeck Area at the Top or 2nd tread level - Installer MUST provide correct tread size for liner manufacturing \*\*\*



**FILE NUMBER : 04VS1890-14B**

Perimeter : ----

Surface Area : ----

Volume : ----

DRAWN BY: jeide

SCALE: n/a

33 Wade Rd.  
 Latham, NY 12110  
 phn: 518-786-1200  
 fax: 518-786-0954

THIS POOL CONFORMS TO CURRENT APSP/ANSI/ICC-5 2011 & ISPC 2015 STANDARDS FOR RESIDENTIAL INGROUND SWIMMING POOLS



WARNING: SWIMMING POOLS CAN BE DANGEROUS WHEN USED IMPROPERLY CONSULT YOUR DEALER FOR SAFETY INFORMATION ON SAFE USE. IT IS THE RESPONSIBILITY OF TOWN OFFICIALS, BUILDERS AND THE HOMEOWNERS TO FOLLOW ALL SAFETY RECOMMENDATIONS OF ANSI/APSP, LOCAL ORDINANCES AND EQUIPMENT MANUFACTURERS.

CUSTOMER SIGNATURE REQUIRED

DATE

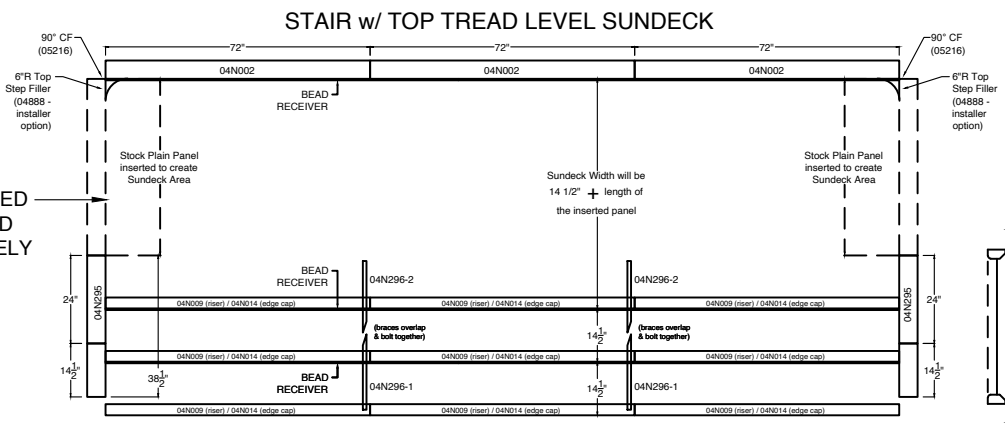
DEALER NAME : ----  
 CUSTOMER NAME : ----

**STEEL**

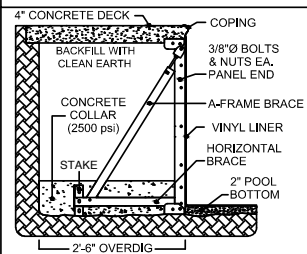
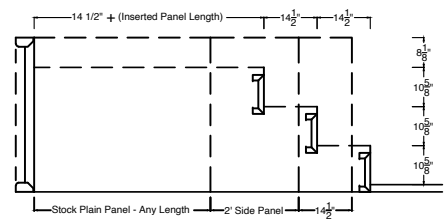
DEPTH AND SHAPE OF POOL MEET MINIMUM STANDARDS OF THE INTERNATIONAL SWIMMING POOL AND SPA CODE 2018 FOR IN-GROUND SWIMMING POOLS. A MEANS ENTRY/EXIT FOR BOTH THE DEEP END AND THE SHALLOW END OF THE POOL MUST BE PROVIDED IN ACCORDANCE WITH THE 2018 INTERNATIONAL SWIMMING POOL AND SPA CODE SECTION 809. EQUIPOTENTIAL BONDING MUST BE PROVIDED IN ACCORDANCE WITH THE NATIONAL ELECTRICAL CODE NFPA 70. ALL A-FRAME BRACES ARE TO BE MOUNDED WITH MINIMUM 8 INCH DEEP POURED 2500 P.S.I. CONCRETE COLLAR AROUND ENTIRE PERIMETER OF POOL. NO DIVING LABELS ARE TO BE INSTALLED AROUND THE PERIMETER OF POOL AS REQUIRED. SUCTION ENTRAPMENT AVOIDANCE IS TO BE INSTALLED IN ACCORDANCE WITH ANSI/APSP/ICC-7. ALL WORK NOT SPECIFICALLY SHOWN IS TO BE DONE IN ACCORDANCE WITH THE REQUIREMENTS OF THE 2018 INTERNATIONAL SWIMMING POOL AND SPA CODE AND ALL OTHER APPLICABLE CODES.

**04VS1890-14B**

\*\*\*BEAD RECEIVER IS REQUIRED FOR SIDES OF SUNDECK AND MUST BE ORDERED SEPARATELY BASED ON QTY NEEDED\*\*\*



**SPECIAL 18' NEXUS VARIABLE STAIR w/ SPLIT SIDE PANELS**  
 \*\*\* Stair can be installed with additional stock panels to create a Sundeck Area at the Top or 2nd tread level - Installer MUST provide correct tread size for liner manufacturing \*\*\*



**FILE NUMBER : 04VS1890-14B**

Perimeter : ----

Surface Area : ----

Volume : ----

DRAWN BY: jeide

33 Wade Rd.  
 Latham, NY 12110  
 phn: 518-786-1200  
 fax: 518-786-0954

THIS POOL CONFORMS TO CURRENT APSP/ANSI/ICC-5 2011 & ISPSC 2015 STANDARDS FOR RESIDENTIAL INGROUND SWIMMING POOLS



**CUSTOMER SIGNATURE REQUIRED**

DEALER NAME : ----  
 CUSTOMER NAME : ----

**DATE**

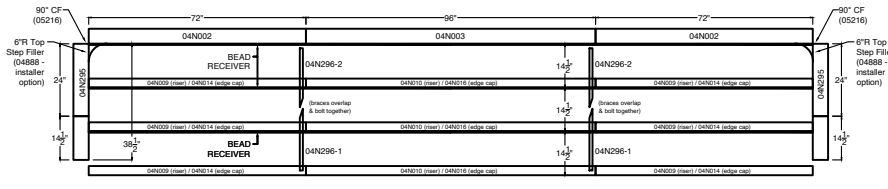
**STEEL**

WARNING: SWIMMING POOLS CAN BE DANGEROUS WHEN USED IMPROPERLY CONSULT YOUR DEALER FOR SAFETY INFORMATION ON SAFE USE. IT IS THE RESPONSIBILITY OF TOWN OFFICIALS, BUILDERS AND THE HOMEOWNERS TO FOLLOW ALL SAFETY RECOMMENDATIONS OF ANSI/APSP, LOCAL ORDINANCES AND EQUIPMENT MANUFACTURERS.

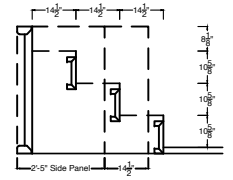
DEPTH AND SHAPE OF POOL MEET MINIMUM STANDARDS OF THE INTERNATIONAL SWIMMING POOL AND SPA CODE 2018 FOR IN-GROUND SWIMMING POOLS. A MEANS ENTRY/EXIT FOR BOTH THE DEEP END AND THE SHALLOW END OF THE POOL MUST BE PROVIDED IN ACCORDANCE WITH THE 2018 INTERNATIONAL SWIMMING POOL AND SPA CODE SECTION 809. EQUIPOTENTIAL BONDING MUST BE PROVIDED IN ACCORDANCE WITH THE NATIONAL ELECTRICAL CODE NFPA 70. ALL A-FRAME BRACES ARE TO BE MOUNDED WITH MINIMUM 8 INCH DEEP POURED 2500 P.S.I. CONCRETE COLLAR AROUND ENTIRE PERIMETER OF POOL. NO DIVING LABELS ARE TO BE INSTALLED AROUND THE PERIMETER OF POOL AS REQUIRED. SUCTION ENTRAPMENT AVOIDANCE IS TO BE INSTALLED IN ACCORDANCE WITH ANSI/APSP/ICC-7. ALL WORK NOT SPECIFICALLY SHOWN IS TO BE DONE IN ACCORDANCE WITH THE REQUIREMENTS OF THE 2018 INTERNATIONAL SWIMMING POOL AND SPA CODE AND ALL OTHER APPLICABLE CODES.



**04VS2090-14B**

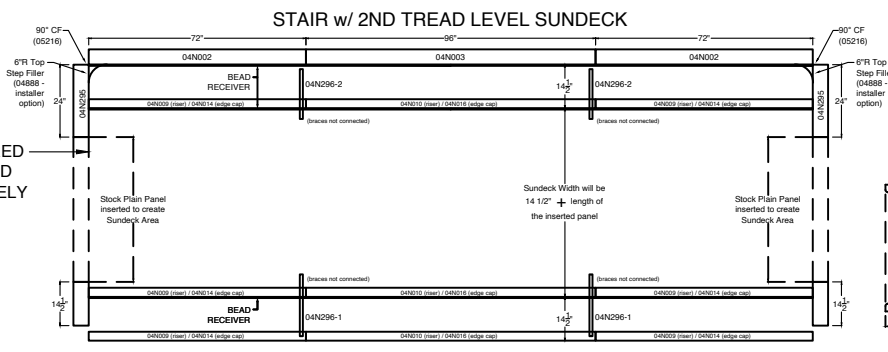


**STANDARD STAIR**



**04VS2090-14B**

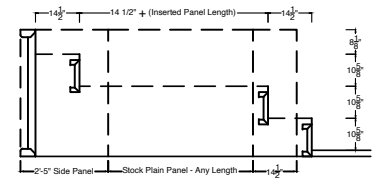
\*\*\*BEAD RECEIVER IS REQUIRED FOR SIDES OF SUNDECK AND MUST BE ORDERED SEPARATELY BASED ON QTY NEEDED\*\*\*



**STAIR w/ 2ND TREAD LEVEL SUNDECK**

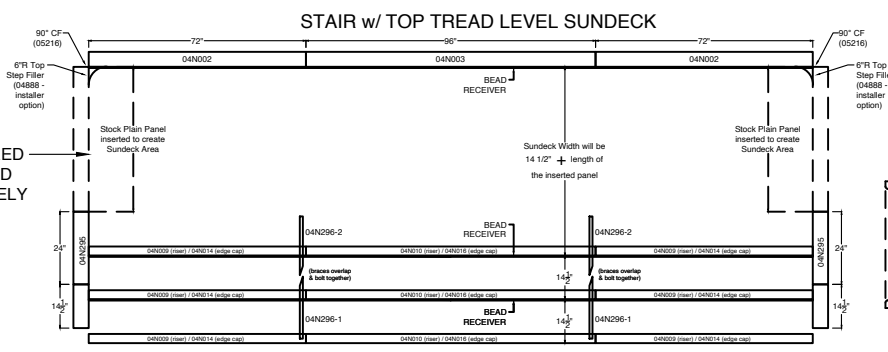
**SPECIAL 20' NEXUS VARIABLE STAIR w/ SPLIT SIDE PANELS**

\*\*\* Stair can be installed with additional stock panels to create a Sundeck Area at the Top or 2nd tread level - Installer MUST provide correct tread size for liner manufacturing \*\*\*



**04VS2090-14B**

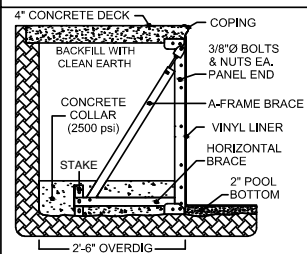
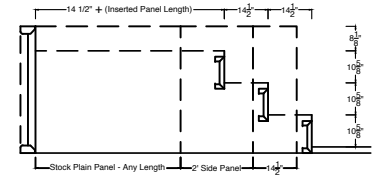
\*\*\*BEAD RECEIVER IS REQUIRED FOR SIDES OF SUNDECK AND MUST BE ORDERED SEPARATELY BASED ON QTY NEEDED\*\*\*



**STAIR w/ TOP TREAD LEVEL SUNDECK**

**SPECIAL 20' NEXUS VARIABLE STAIR w/ SPLIT SIDE PANELS**

\*\*\* Stair can be installed with additional stock panels to create a Sundeck Area at the Top or 2nd tread level - Installer MUST provide correct tread size for liner manufacturing \*\*\*



<b>FILE NUMBER : 04VS2090-14B</b>	
Perimeter : ----	
Surface Area : ----	
Volume : ----	
DRAWN BY: jeide	SCALE: n/a

THIS POOL CONFORMS TO CURRENT APSP/ANSI/ICC-5 2011 & ISPC 2015 STANDARDS FOR RESIDENTIAL INGROUND SWIMMING POOLS

33 Wade Rd.  
Latham, NY 12110  
phn: 518-786-1200  
fax: 518-786-0954

**CUSTOMER SIGNATURE REQUIRED**

DATE

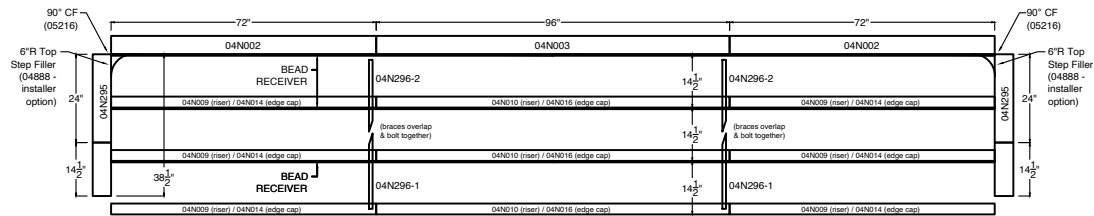
DEALER NAME: ----

CUSTOMER NAME: ----

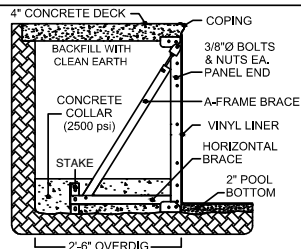
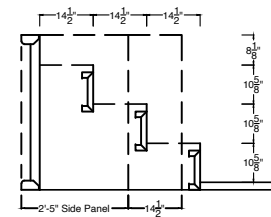
**STEEL**

DEPTH AND SHAPE OF POOL MEET MINIMUM STANDARDS OF THE INTERNATIONAL SWIMMING POOL AND SPA CODE 2018 FOR IN-GROUND SWIMMING POOLS. A MEANS ENTRY/EXIT FOR BOTH THE DEEP END AND THE SHALLOW END OF THE POOL MUST BE PROVIDED IN ACCORDANCE WITH THE 2018 INTERNATIONAL SWIMMING POOL AND SPA CODE SECTION 809. EQUIPOTENTIAL BONDING MUST BE PROVIDED IN ACCORDANCE WITH THE NATIONAL ELECTRICAL CODE NFPA 70. ALL A-FRAME BRACES ARE TO BE MOUNDED WITH MINIMUM 8 INCH DEEP POURED 2500 P.S.I. CONCRETE COLLAR AROUND ENTIRE PERIMETER OF POOL. NO DIVING LABELS ARE TO BE INSTALLED AROUND THE PERIMETER OF POOL AS REQUIRED. SUCTION ENTRAPMENT AVOIDANCE IS TO BE INSTALLED IN ACCORDANCE WITH ANSI/APSP/ICC-7. ALL WORK NOT SPECIFICALLY SHOWN IS TO BE DONE IN ACCORDANCE WITH THE REQUIREMENTS OF THE 2018 INTERNATIONAL SWIMMING POOL AND SPA CODE AND ALL OTHER APPLICABLE CODES.

**04VS2090-14B**



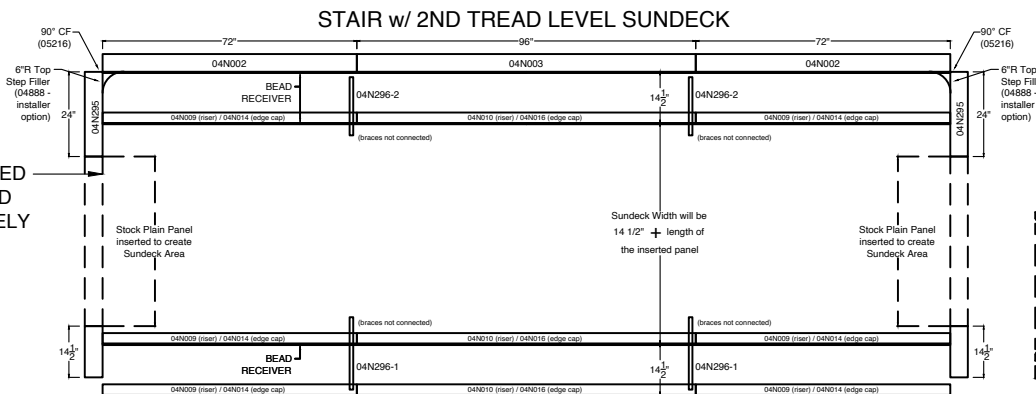
**STANDARD STAIR**



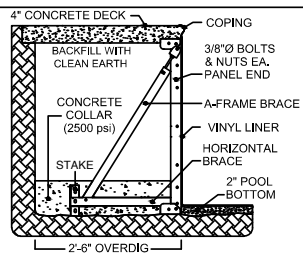
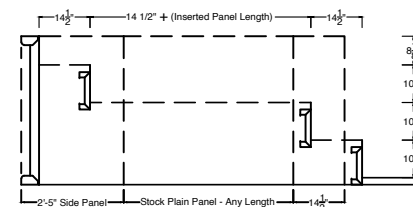
<b>FILE NUMBER :</b> 04VS2090-14B		THIS POOL CONFORMS TO CURRENT <i>APSP/ANSI/ICC-5 2011 &amp; ISPSC 2015</i> STANDARDS FOR RESIDENTIAL INGROUND SWIMMING POOLS		<b>CUSTOMER SIGNATURE REQUIRED</b>		<b>DATE</b>	
Perimeter : ----		33 Wade Rd. Latham, NY 12110 phn: 518-786-1200 fax: 518-786-0954				<b>DEALER</b> ---- <b>NAME :</b> ---- <b>CUSTOMER</b> ---- <b>NAME :</b> ----	
Surface Area : ----						<b>STEEL</b>	
Volume : ----		<b>DRAWN BY:</b> jeide <b>SCALE:</b> n/a		<small>WARNING: SWIMMING POOLS CAN BE DANGEROUS WHEN USED IMPROPERLY CONSULT YOUR DEALER FOR SAFETY INFORMATION ON SAFE USE. IT IS THE RESPONSIBILITY OF TOWN OFFICIALS, BUILDERS AND THE HOMEOWNERS TO FOLLOW ALL SAFETY RECOMMENDATIONS OF ANSI/APSP, LOCAL ORDINANCES AND EQUIPMENT MANUFACTURERS.</small>			
<small>DEPTH AND SHAPE OF POOL MEET MINIMUM STANDARDS OF THE INTERNATIONAL SWIMMING POOL AND SPA CODE 2018 FOR IN-GROUND SWIMMING POOLS. A MEANS ENTRY/EXIT FOR BOTH THE DEEP END AND THE SHALLOW END OF THE POOL MUST BE PROVIDED IN ACCORDANCE WITH THE 2018 INTERNATIONAL SWIMMING POOL AND SPA CODE SECTION 809. EQUIPOTENTIAL BONDING MUST BE PROVIDED IN ACCORDANCE WITH THE NATIONAL ELECTRICAL CODE NFPA 70. ALL A-FRAME BRACES ARE TO BE MOUNDED WITH MINIMUM 8 INCH DEEP POURED 2500 P.S.I. CONCRETE COLLAR AROUND ENTIRE PERIMETER OF POOL. NO DIVING LABELS ARE TO BE INSTALLED AROUND THE PERIMETER OF POOL AS REQUIRED. SUCTION ENTRAPMENT AVOIDANCE IS TO BE INSTALLED IN ACCORDANCE WITH ANSI/APSPIC-7. ALL WORK NOT SPECIFICALLY SHOWN IS TO BE DONE IN ACCORDANCE WITH THE REQUIREMENTS OF THE 2018 INTERNATIONAL SWIMMING POOL AND SPA CODE AND ALL OTHER APPLICABLE CODES.</small>							

**04VS2090-14B**

\*\*\*BEAD RECEIVER IS REQUIRED FOR SIDES OF SUNDECK AND MUST BE ORDERED SEPARATELY BASED ON QTY NEEDED\*\*\*



**SPECIAL 20' NEXUS VARIABLE STAIR w/ SPLIT SIDE PANELS**  
 \*\*\* Stair can be installed with additional stock panels to create a Sundeck Area at the Top or 2nd tread level - Installer MUST provide correct tread size for liner manufacturing \*\*\*



**FILE NUMBER : 04VS2090-14B**

Perimeter : ----

Surface Area : ----

Volume : ----

DRAWN BY: jeide

SCALE: n/a

THIS POOL CONFORMS TO CURRENT **APSP/ANSI/ICC-5 2011 & ISPC 2015** STANDARDS FOR RESIDENTIAL INGROUND SWIMMING POOLS

33 Wade Rd.  
 Latham, NY 12110  
 phn: 518-786-1200  
 fax: 518-786-0954

**Imperial POOLS**

WARNING: SWIMMING POOLS CAN BE DANGEROUS WHEN USED IMPROPERLY CONSULT YOUR DEALER FOR SAFETY INFORMATION ON SAFE USE. IT IS THE RESPONSIBILITY OF TOWN OFFICIALS, BUILDERS AND THE HOMEOWNERS TO FOLLOW ALL SAFETY RECOMMENDATIONS OF ANSI/APSP, LOCAL ORDINANCES AND EQUIPMENT MANUFACTURERS.

**CUSTOMER SIGNATURE REQUIRED** \_\_\_\_\_

DATE \_\_\_\_\_

DEALER NAME: ----

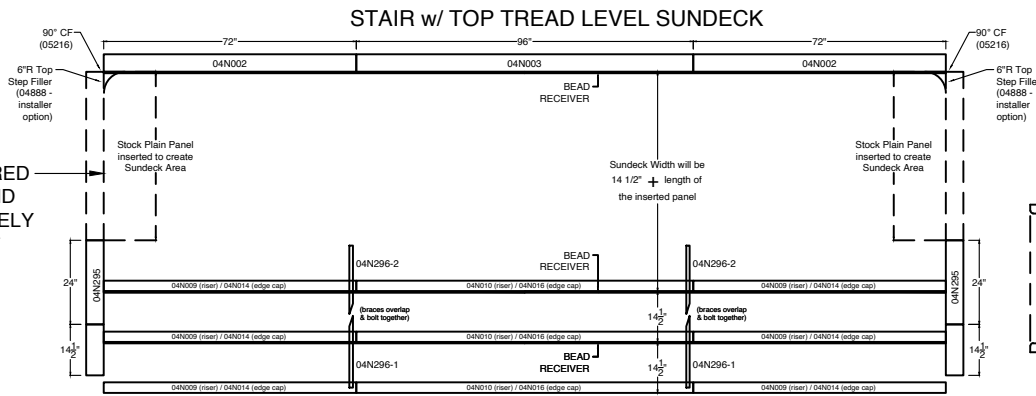
CUSTOMER NAME: ----

**STEEL**

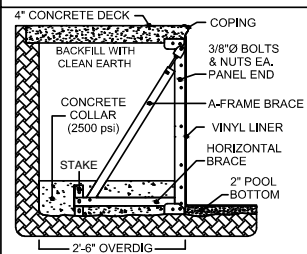
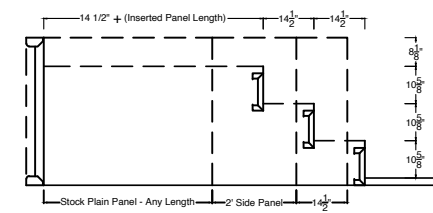
DEPTH AND SHAPE OF POOL MEET MINIMUM STANDARDS OF THE INTERNATIONAL SWIMMING POOL AND SPA CODE 2018 FOR IN-GROUND SWIMMING POOLS. A MEANS ENTRY/EXIT FOR BOTH THE DEEP END AND THE SHALLOW END OF THE POOL MUST BE PROVIDED IN ACCORDANCE WITH THE 2018 INTERNATIONAL SWIMMING POOL AND SPA CODE SECTION 809. EQUIPOTENTIAL BONDING MUST BE PROVIDED IN ACCORDANCE WITH THE NATIONAL ELECTRICAL CODE NFPA 70. ALL A-FRAME BRACES ARE TO BE MOUNDED WITH MINIMUM 8 INCH DEEP POURED 2500 P.S.I. CONCRETE COLLAR AROUND ENTIRE PERIMETER OF POOL. NO DIVING LABELS ARE TO BE INSTALLED AROUND THE PERIMETER OF POOL AS REQUIRED. SUCTION ENTRAPMENT AVOIDANCE IS TO BE INSTALLED IN ACCORDANCE WITH ANSI/APSP/ICC-7. ALL WORK NOT SPECIFICALLY SHOWN IS TO BE DONE IN ACCORDANCE WITH THE REQUIREMENTS OF THE 2018 INTERNATIONAL SWIMMING POOL AND SPA CODE AND ALL OTHER APPLICABLE CODES.

**04VS2090-14B**

\*\*\*BEAD RECEIVER IS REQUIRED FOR SIDES OF SUNDECK AND MUST BE ORDERED SEPARATELY BASED ON QTY NEEDED\*\*\*



**SPECIAL 20' NEXUS VARIABLE STAIR w/ SPLIT SIDE PANELS**  
 \*\*\* Stair can be installed with additional stock panels to create a Sundeck Area at the Top or 2nd tread level - Installer MUST provide correct tread size for liner manufacturing \*\*\*



<b>FILE NUMBER :</b> 04VS2090-14B
Perimeter : ----
Surface Area : ----
Volume : ----
DRAWN BY: jeide
SCALE: n/a

THIS POOL CONFORMS TO CURRENT **APSP/ANSI/ICC-5 2011 & ISPSC 2015** STANDARDS FOR RESIDENTIAL INGROUND SWIMMING POOLS

33 Wade Rd.  
Latham, NY 12110  
phn: 518-786-1200  
fax: 518-786-0954

<b>CUSTOMER SIGNATURE REQUIRED</b>	<b>DATE</b>
<b>DEALER NAME :</b> ----	<b>STEEL</b>
<b>CUSTOMER NAME :</b> ----	

WARNING: SWIMMING POOLS CAN BE DANGEROUS WHEN USED IMPROPERLY CONSULT YOUR DEALER FOR SAFETY INFORMATION ON SAFE USE. IT IS THE RESPONSIBILITY OF TOWN OFFICIALS, BUILDERS AND THE HOMEOWNERS TO FOLLOW ALL SAFETY RECOMMENDATIONS OF ANSI/APSP, LOCAL ORDINANCES AND EQUIPMENT MANUFACTURERS.

DEPTH AND SHAPE OF POOL MEET MINIMUM STANDARDS OF THE INTERNATIONAL SWIMMING POOL AND SPA CODE 2018 FOR IN-GROUND SWIMMING POOLS. A MEANS ENTRY/EXIT FOR BOTH THE DEEP END AND THE SHALLOW END OF THE POOL MUST BE PROVIDED IN ACCORDANCE WITH THE 2018 INTERNATIONAL SWIMMING POOL AND SPA CODE SECTION 809. EQUIPOTENTIAL BONDING MUST BE PROVIDED IN ACCORDANCE WITH THE NATIONAL ELECTRICAL CODE NFPA 70. ALL A-FRAME BRACES ARE TO BE MOUNDED WITH MINIMUM 8 INCH DEEP POURED 2500 P.S.I. CONCRETE COLLAR AROUND ENTIRE PERIMETER OF POOL. NO DIVING LABELS ARE TO BE INSTALLED AROUND THE PERIMETER OF POOL AS REQUIRED. SUCTION ENTRAPMENT AVOIDANCE IS TO BE INSTALLED IN ACCORDANCE WITH ANSI/APSP/ICC-7. ALL WORK NOT SPECIFICALLY SHOWN IS TO BE DONE IN ACCORDANCE WITH THE REQUIREMENTS OF THE 2018 INTERNATIONAL SWIMMING POOL AND SPA CODE AND ALL OTHER APPLICABLE CODES.

# Side by Side Stairs with Sundeck 6" R / 90° Corners

















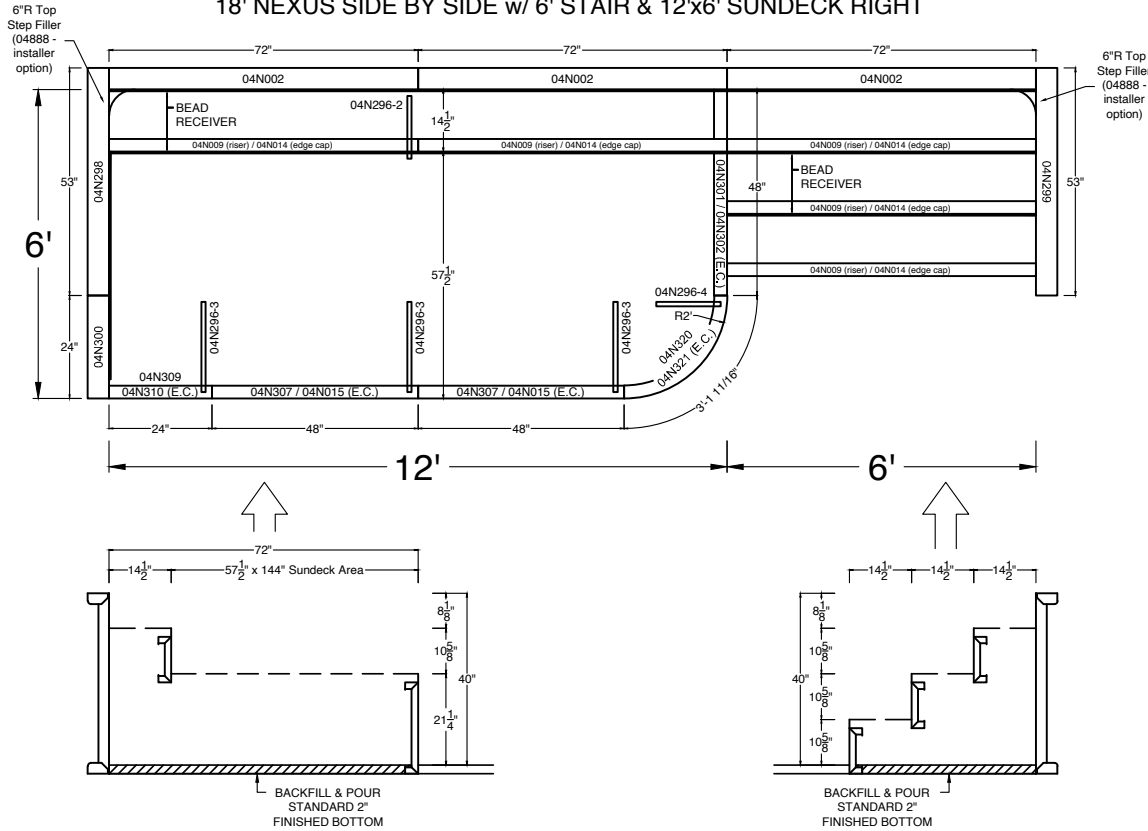






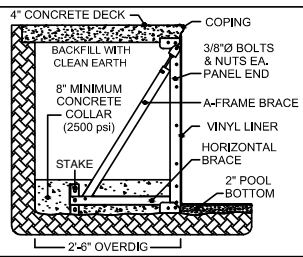
**04SS1890-0612-06RB**

**18' NEXUS SIDE BY SIDE w/ 6' STAIR & 12'x6' SUNDECK RIGHT**



**BILL OF MATERIALS - 04SS1890-0612-06RB**

QUANTITY	NAME	PART #	EDGE CAP PART#
3	75 PACK HEX BOLT AND WASHER	PAK75	
6	8' BEAD TRACK	048BRP	
1	TEK SCREW PACK - 75 PCS.	TEK75	
1	18" BENCH/SUNDECK BRACE	04N296-4	
1	2' BENCH/SUNDECK RISER & EDGE CAP	04N309	04N310
1	2' BENCH/SUNDECK END PANEL	04N300	
3	24" BENCH/SUNDECK BRACE	04N296-3	
1	2'RR BENCH/SUNDECK RISER & EDGE CAP	04N320	04N321
2	4' BENCH/SUNDECK RISER & 4' EDGE CAP	04N307	04N015
1	4' BENCH/SUNDECK TO STRAIGHT STAIR TRANSITION RISER & EDGE CAP	04N301	04N302
1	4'5" LEFT SIDE STAIR PANEL	04N299	
1	4'5" RIGHT SIDE STAIR PANEL	04N298	
3	6" BACK PANEL	04N002	
5	6" RISER & 6" EDGE CAP	04N009	04N014
2	6"R TOP STEP FILLER (OPTIONAL)	04888	
1	TOP STEP BRACE	04N296-2	



FILE NUMBER : 04SS1890-0612-06RB

DRAWN BY : jeide

**NOTES FOR INSTALLER:**

- SOME PERIMETER PANELS WILL REQUIRE DRILLING HOLES TO ATTACH BEAD RECEIVER



33 Wade Rd.  
Latham, NY 12110  
phn: 518-786-1200  
fax: 518-786-0954

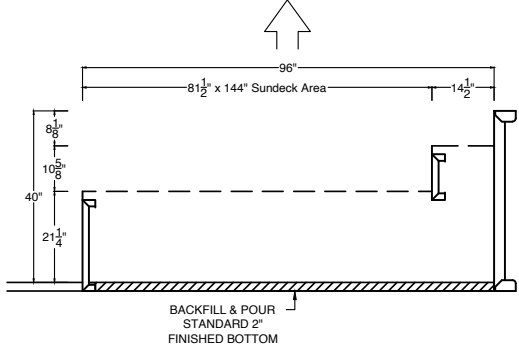
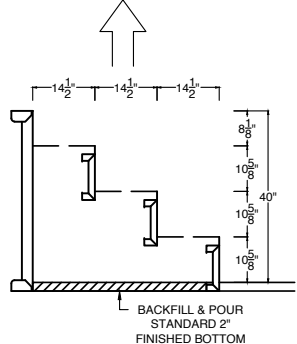
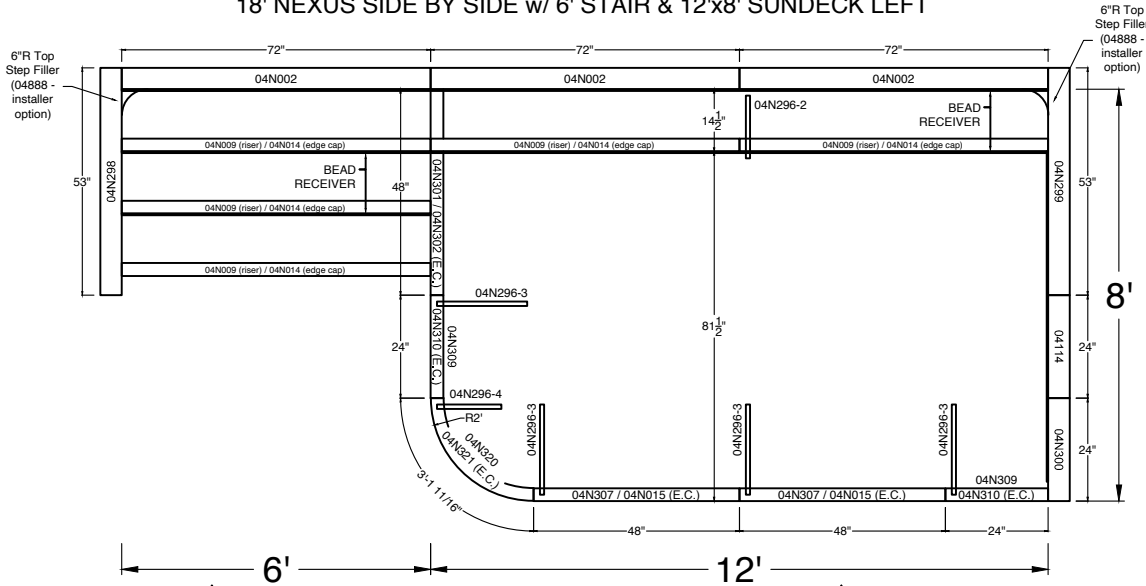
CUSTOMER SIGNATURE REQUIRED

DATE

**STEEL**

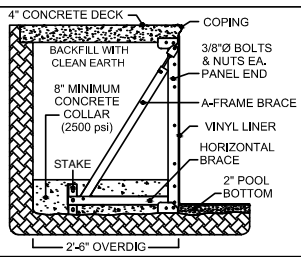
THIS STAIR / SUNDECK CONFORMS TO CURRENT APSP/ANSI/ICC-5 2011 & ISPSC 2021 STANDARDS FOR RESIDENTIAL INGROUND SWIMMING POOLS

**04SS1890-0612-08LB**  
**18' NEXUS SIDE BY SIDE w/ 6' STAIR & 12'x8' SUNDECK LEFT**



**BILL OF MATERIALS - 04SS1890-0612-08LB**

QUANTITY	NAME	PART #	EDGECAP PART#
3	75 PACK HEX BOLT AND WASHER	PAK75	
7	8' BEAD TRACK	048BRP	
1	TEK SCREW PACK - 75 PCS.	TEK75	
1	18\"/>		



FILE NUMBER : 04SS1890-0612-08LB

DRAWN BY : jeide

**NOTES FOR INSTALLER:**

- SOME PERIMETER PANELS WILL REQUIRE DRILLING HOLES TO ATTACH BEAD RECEIVER



33 Wade Rd.  
 Latham, NY 12110  
 phn: 518-786-1200  
 fax: 518-786-0954

CUSTOMER SIGNATURE REQUIRED

DATE

**STEEL**

THIS STAIR / SUNDECK CONFORMS TO CURRENT APSP/ANSI/ICC-5 2011 & ISPSC 2021 STANDARDS FOR RESIDENTIAL INGROUND SWIMMING POOLS





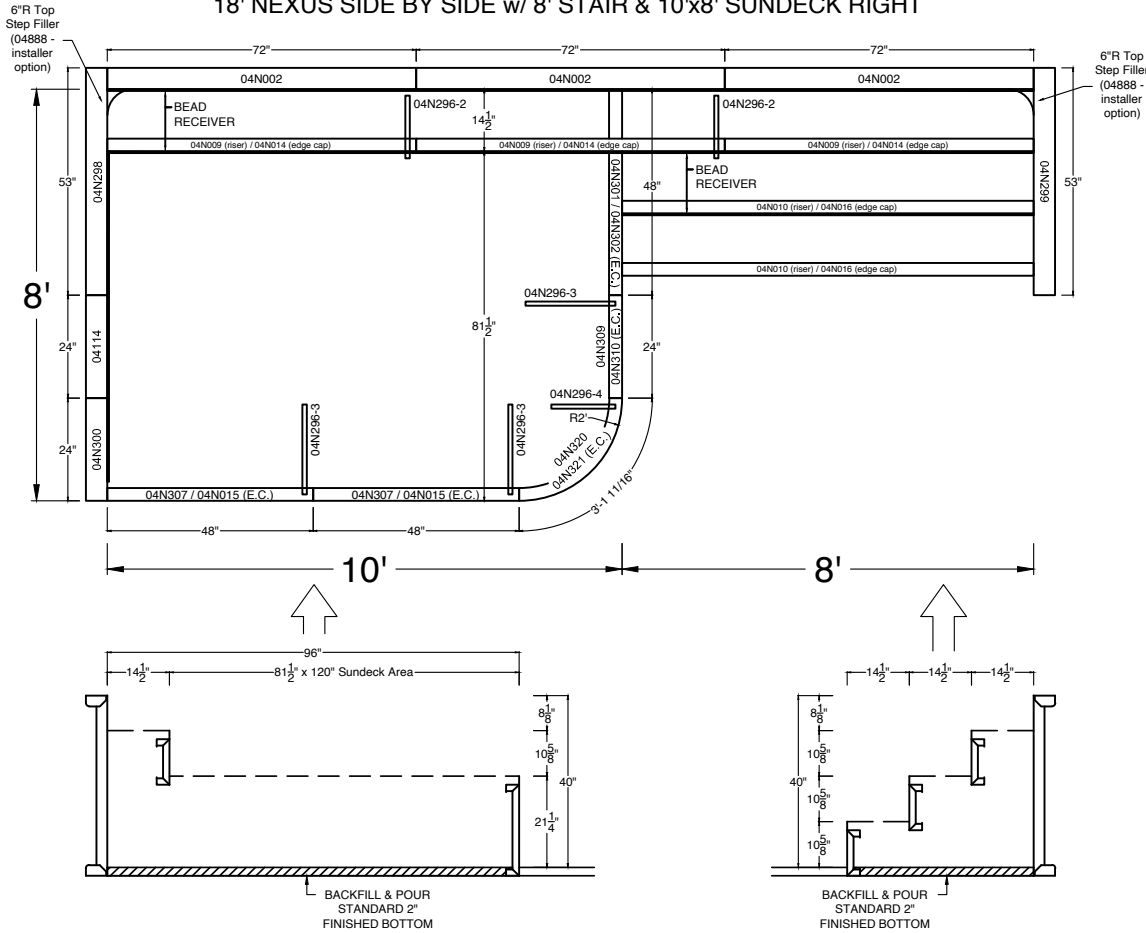






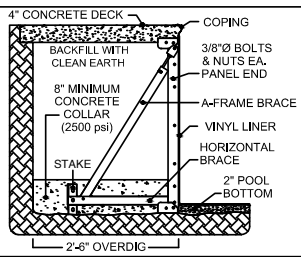
**04SS1890-0810-08RB**

**18' NEXUS SIDE BY SIDE w/ 8' STAIR & 10'x8' SUNDECK RIGHT**



**BILL OF MATERIALS - 04SS1890-0810-08RB**

QUANTITY	NAME	PART #	EDGE CAP PART#
3	75 PACK HEX BOLT AND WASHER	PAK75	
7	8' BEAD TRACK	048BRP	
1	TEK SCREW PACK - 75 PCS.	TEK75	
1	18' BENCH/SUNDECK BRACE	04N296-4	
1	2' BENCH/SUNDECK RISER & EDGE CAP	04N309	04N310
1	2' BENCH/SUNDECK END PANEL	04N300	
1	2' PLAIN PANEL	04114	
3	24" BENCH/SUNDECK BRACE	04N296-3	
1	2' RR BENCH/SUNDECK RISER & EDGE CAP	04N320	04N321
2	4' BENCH/SUNDECK RISER & 4' EDGE CAP	04N307	04N015
1	4' BENCH/SUNDECK TO STRAIGHT STAIR TRANSITION RISER & EDGE CAP	04N301	04N302
1	4'5" LEFT SIDE STAIR PANEL	04N299	
1	4'5" RIGHT SIDE STAIR PANEL	04N298	
3	6" BACK PANEL	04N002	
3	6" RISER & 6" EDGE CAP	04N009	04N014
2	6"R TOP STEP FILLER (OPTIONAL)	04888	
2	8" RISER & 8" EDGE CAP	04N010	04N016
2	TOP STEP BRACE	04N296-2	



FILE NUMBER : 04SS1890-0810-08RB

DRAWN BY : jeide

**NOTES FOR INSTALLER:**

- SOME PERIMETER PANELS WILL REQUIRE DRILLING HOLES TO ATTACH BEAD RECEIVER



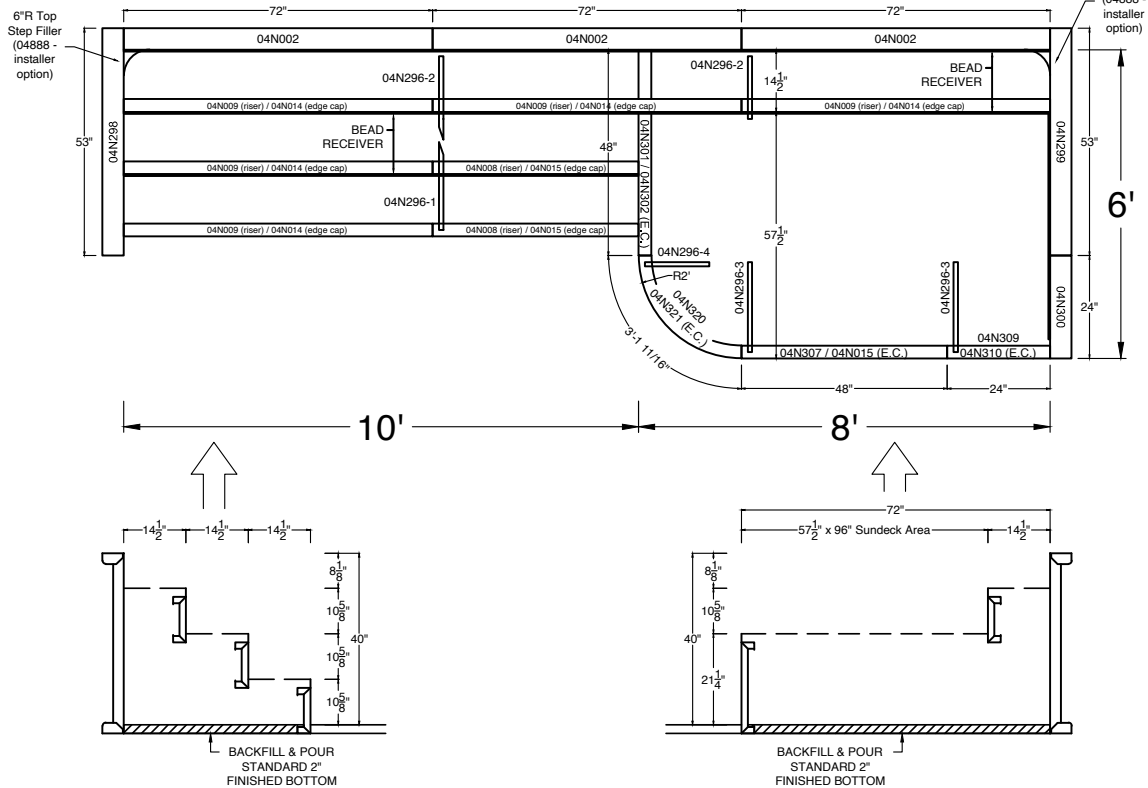
33 Wade Rd.  
Latham, NY 12110  
phn: 518-786-1200  
fax: 518-786-0954

CUSTOMER SIGNATURE REQUIRED

DATE

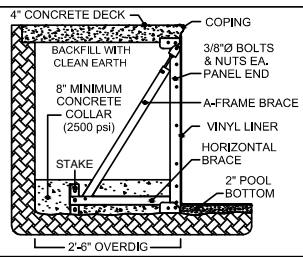
**STEEL**  
THIS STAIR / SUNDECK CONFORMS TO CURRENT  
**APSP/ANSI/ICC-5 2011** &  
**ISPS 2021** STANDARDS FOR  
RESIDENTIAL INGROUND  
SWIMMING POOLS

**04SS1890-1008-06LB**  
**18' NEXUS SIDE BY SIDE w/ 10' STAIR & 8'x6' SUNDECK LEFT**



**BILL OF MATERIALS - 04SS1890-1008-06LB**

QUANTITY	NAME	PART #	EDGE CAP PART#
3	75 PACK HEX BOLT AND WASHER	PAK75	
7	8' BEAD TRACK	048BRP	
1	TEK SCREW PACK - 75 PCS.	TEK75	
1	18" BENCH/SUNDECK BRACE	04N296-4	
1	2' BENCH/SUNDECK RISER & EDGE CAP	04N309	04N310
1	2' BENCH/SUNDECK END PANEL	04N300	
2	24" BENCH/SUNDECK BRACE	04N296-3	
1	2'RR BENCH/SUNDECK RISER & EDGE CAP	04N320	04N321
1	4' BENCH/SUNDECK RISER & 4' EDGE CAP	04N307	04N015
1	4' BENCH/SUNDECK TO STRAIGHT STAIR TRANSITION RISER & EDGE CAP	04N301	04N302
2	4' RISER & 4' EDGE CAP	04N008	04N015
1	4'5" LEFT SIDE STAIR PANEL	04N299	
1	4'5" RIGHT SIDE STAIR PANEL	04N298	
3	6' BACK PANEL	04N002	
5	6' RISER & 6' EDGE CAP	04N009	04N014
2	6"R TOP STEP FILLER (OPTIONAL)	04888	
1	BOTTOM STEP/SUNDECK BRACE	04N296-1	
2	TOP STEP BRACE	04N296-2	



FILE NUMBER : 04SS1890-1008-06LB

DRAWN BY : jeide

**NOTES FOR INSTALLER:**

- SOME PERIMETER PANELS WILL REQUIRE DRILLING HOLES TO ATTACH BEAD RECEIVER



33 Wade Rd.  
 Latham, NY 12110  
 phn: 518-786-1200  
 fax: 518-786-0954

CUSTOMER SIGNATURE REQUIRED

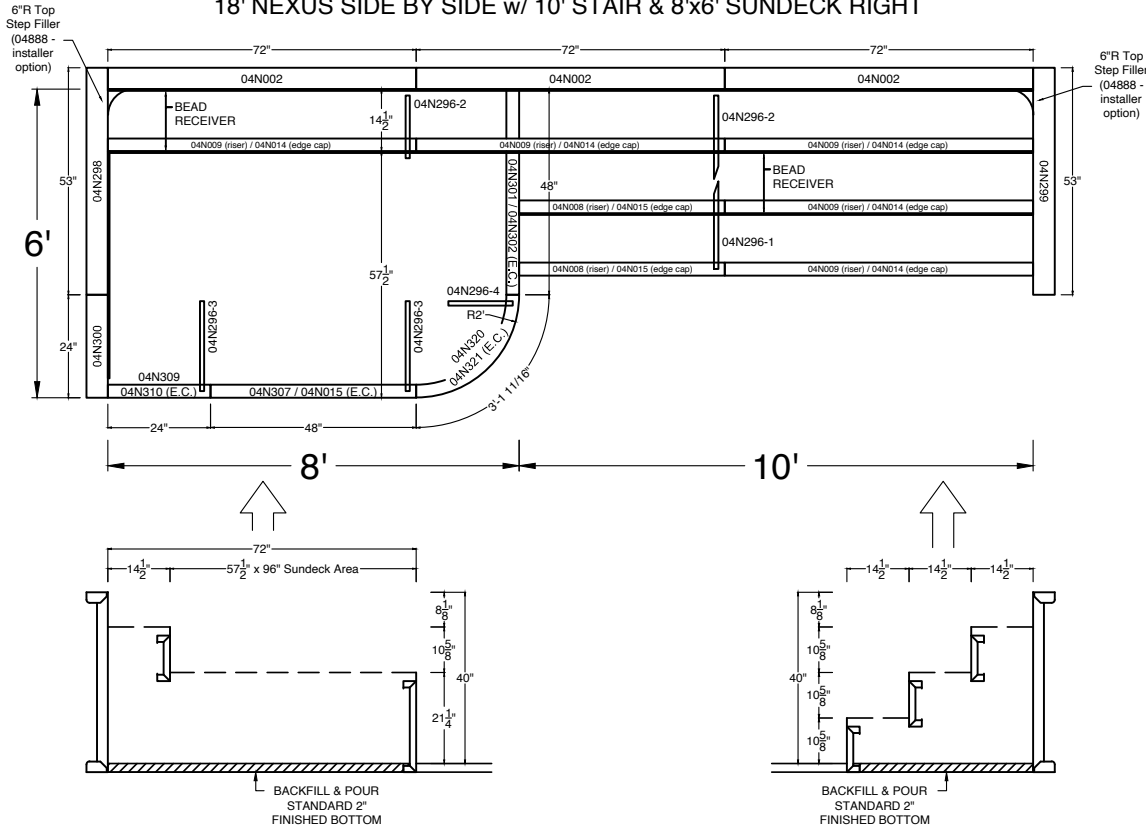
DATE

**STEEL**

THIS STAIR / SUNDECK CONFORMS TO CURRENT APSP/ANSI/ICC-5 2011 & ISPSC 2021 STANDARDS FOR RESIDENTIAL INGROUND SWIMMING POOLS

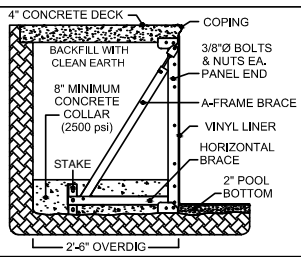
**04SS1890-1008-06RB**

**18' NEXUS SIDE BY SIDE w/ 10' STAIR & 8'x6' SUNDECK RIGHT**



**BILL OF MATERIALS - 04SS1890-1008-06RB**

QUANTITY	NAME	PART #	EDGE CAP PART#
3	75 PACK HEX BOLT AND WASHER	PAK75	
7	8' BEAD TRACK	048BRP	
1	TEK SCREW PACK - 75 PCS.	TEK75	
1	18" BENCH/SUNDECK BRACE	04N296-4	
1	2' BENCH/SUNDECK RISER & EDGE CAP	04N309	04N310
1	2' BENCH/SUNDECK END PANEL	04N300	
2	24" BENCH/SUNDECK BRACE	04N296-3	
1	2'RR BENCH/SUNDECK RISER & EDGE CAP	04N320	04N321
1	4' BENCH/SUNDECK RISER & 4' EDGE CAP	04N307	04N015
1	4' BENCH/SUNDECK TO STRAIGHT STAIR TRANSITION RISER & EDGE CAP	04N301	04N302
2	4' RISER & 4' EDGE CAP	04N008	04N015
1	4'5" LEFT SIDE STAIR PANEL	04N299	
1	4'5" RIGHT SIDE STAIR PANEL	04N298	
3	6" BACK PANEL	04N002	
5	6" RISER & 6" EDGE CAP	04N009	04N014
2	6"R TOP STEP FILLER (OPTIONAL)	04888	
1	BOTTOM STEP/SUNDECK BRACE	04N296-1	
2	TOP STEP BRACE	04N296-2	



FILE NUMBER : 04SS1890-1008-06RB

DRAWN BY : jeide

**NOTES FOR INSTALLER:**

- SOME PERIMETER PANELS WILL REQUIRE DRILLING HOLES TO ATTACH BEAD RECEIVER



33 Wade Rd.  
Latham, NY 12110  
phn: 518-786-1200  
fax: 518-786-0954

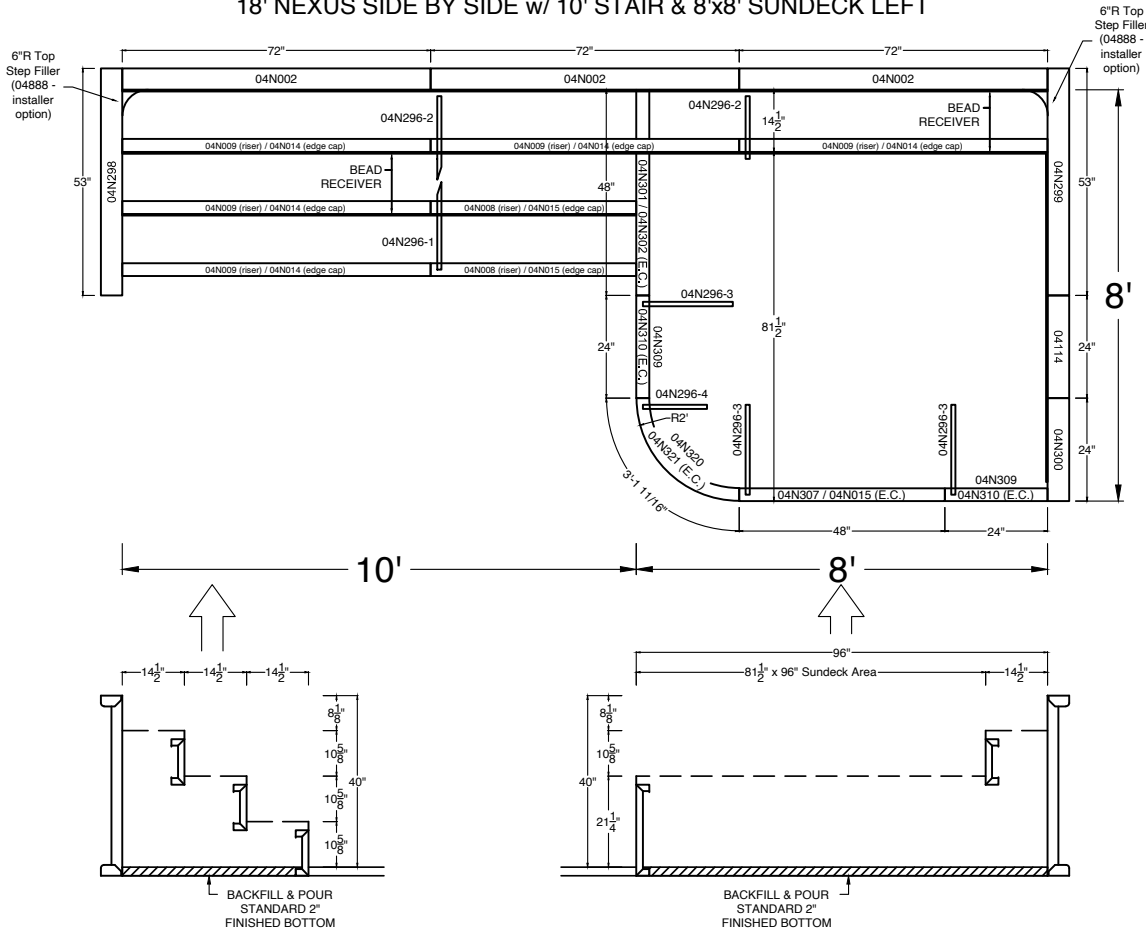
CUSTOMER SIGNATURE REQUIRED

DATE

**STEEL**

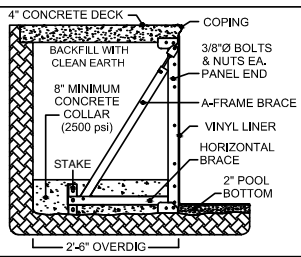
THIS STAIR / SUNDECK CONFORMS TO CURRENT APSP/ANSI/ICC-5 2011 & ISPSC 2021 STANDARDS FOR RESIDENTIAL INGROUND SWIMMING POOLS

**04SS1890-1008-08LB**  
**18' NEXUS SIDE BY SIDE w/ 10' STAIR & 8'x8' SUNDECK LEFT**



**BILL OF MATERIALS - 04SS1890-1008-08LB**

QUANTITY	NAME	PART #	EDGE CAP PART#
3	75 PACK HEX BOLT AND WASHER	PAK75	
7	8' BEAD TRACK	048BRP	
1	TEK SCREW PACK - 75 PCS.	TEK75	
1	18" BENCH/SUNDECK BRACE	04N296-4	
2	2' BENCH/SUNDECK RISER & EDGE CAP	04N309	04N310
1	2' BENCH/SUNDECK END PANEL	04N300	
1	2' PLAIN PANEL	04114	
3	24" BENCH/SUNDECK BRACE	04N296-3	
1	2' RR BENCH/SUNDECK RISER & EDGE CAP	04N320	04N321
1	4' BENCH/SUNDECK RISER & 4' EDGE CAP	04N307	04N015
1	4' BENCH/SUNDECK TO STRAIGHT STAIR TRANSITION RISER & EDGE CAP	04N301	04N302
2	4' RISER & 4' EDGE CAP	04N008	04N015
1	4'5" LEFT SIDE STAIR PANEL	04N299	
1	4'5" RIGHT SIDE STAIR PANEL	04N298	
3	6" BACK PANEL	04N002	
5	6" RISER & 6" EDGE CAP	04N009	04N014
2	6"R TOP STEP FILLER (OPTIONAL)	04888	
1	BOTTOM STEP/SUNDECK BRACE	04N296-1	
2	TOP STEP BRACE	04N296-2	



FILE NUMBER : 04SS1890-1008-08LB

DRAWN BY : jeide

**NOTES FOR INSTALLER:**

- SOME PERIMETER PANELS WILL REQUIRE DRILLING HOLES TO ATTACH BEAD RECEIVER



33 Wade Rd.  
 Latham, NY 12110  
 phn: 518-786-1200  
 fax: 518-786-0954

CUSTOMER SIGNATURE REQUIRED

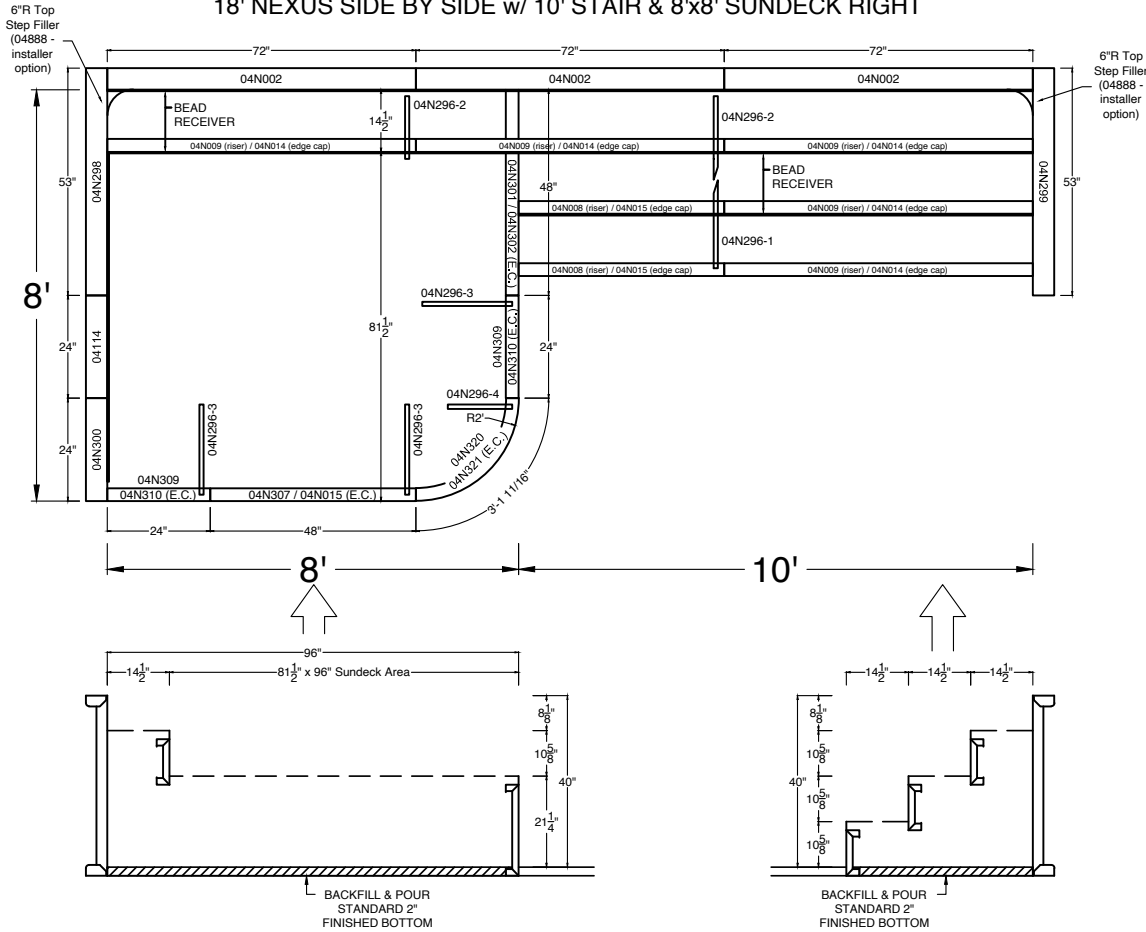
DATE

**STEEL**

THIS STAIR / SUNDECK CONFORMS TO CURRENT APSP/ANSI/ICC-5 2011 & ISPSC 2021 STANDARDS FOR RESIDENTIAL INGROUND SWIMMING POOLS

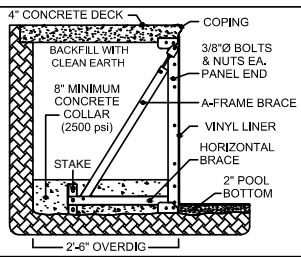


**04SS1890-1008-08RB**  
**18' NEXUS SIDE BY SIDE w/ 10' STAIR & 8'x8' SUNDECK RIGHT**



**BILL OF MATERIALS - 04SS1890-1008-08RB**

QUANTITY	NAME	PART #	EDGE CAP PART#
3	75 PACK HEX BOLT AND WASHER	PAK75	
7	8' BEAD TRACK	048BRP	
1	TEK SCREW PACK - 75 PCS.	TEK75	
1	18" BENCH/SUNDECK BRACE	04N296-4	
2	2' BENCH/SUNDECK RISER & EDGE CAP	04N309	04N310
1	2' BENCH/SUNDECK END PANEL	04N300	
1	2' PLAIN PANEL	04114	
3	24" BENCH/SUNDECK BRACE	04N296-3	
1	2' RR BENCH/SUNDECK RISER & EDGE CAP	04N320	04N321
1	4' BENCH/SUNDECK RISER & 4' EDGE CAP	04N307	04N015
1	4' BENCH/SUNDECK TO STRAIGHT STAIR TRANSITION RISER & EDGE CAP	04N301	04N302
2	4' RISER & 4' EDGE CAP	04N008	04N015
1	4'5" LEFT SIDE STAIR PANEL	04N299	
1	4'5" RIGHT SIDE STAIR PANEL	04N298	
3	6" BACK PANEL	04N002	
5	6" RISER & 6" EDGE CAP	04N009	04N014
2	6"R TOP STEP FILLER (OPTIONAL)	04888	
1	BOTTOM STEP/SUNDECK BRACE	04N296-1	
2	TOP STEP BRACE	04N296-2	



FILE NUMBER : 04SS1890-1008-08RB

DRAWN BY : jeide

**NOTES FOR INSTALLER:**

- SOME PERIMETER PANELS WILL REQUIRE DRILLING HOLES TO ATTACH BEAD RECEIVER



33 Wade Rd.  
 Latham, NY 12110  
 phn: 518-786-1200  
 fax: 518-786-0954

CUSTOMER SIGNATURE REQUIRED

DATE

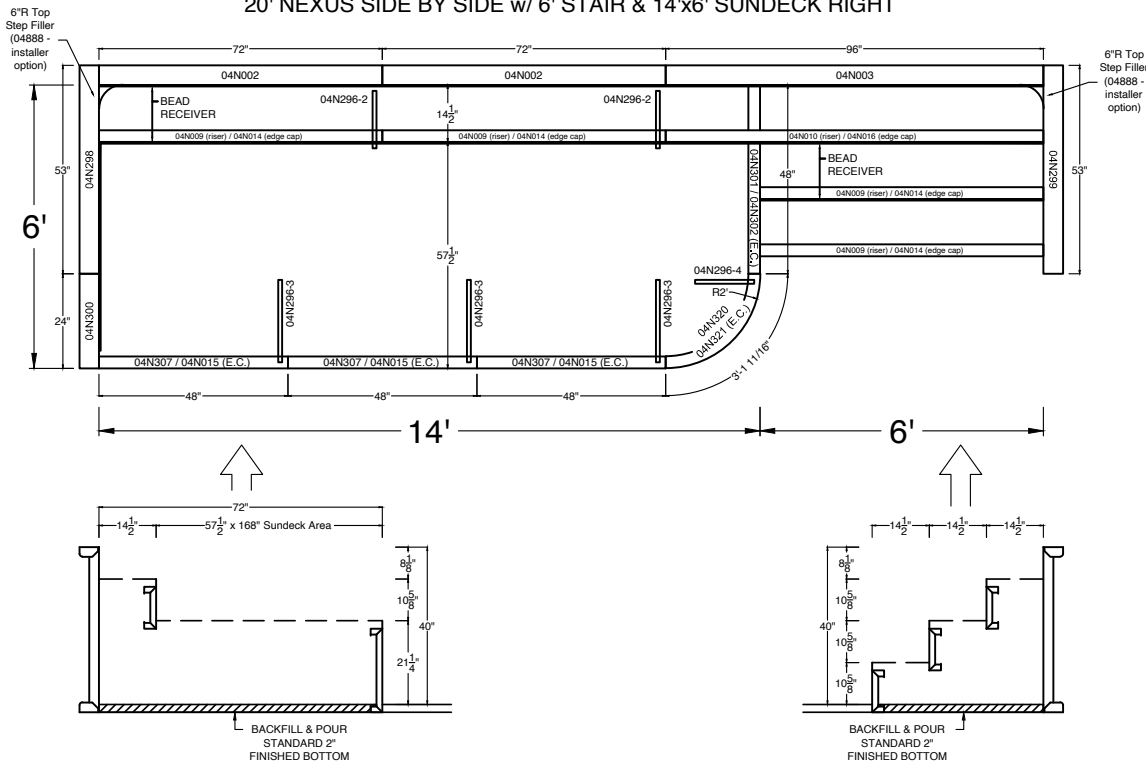
**STEEL**

THIS STAIR / SUNDECK CONFORMS TO CURRENT APSP/ANSI/ICC-5 2011 & ISPSC 2021 STANDARDS FOR RESIDENTIAL INGROUND SWIMMING POOLS



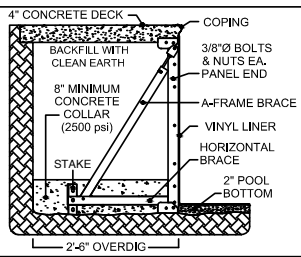
**04SS2090-0614-06RB**

**20' NEXUS SIDE BY SIDE w/ 6' STAIR & 14'x6' SUNDECK RIGHT**



**BILL OF MATERIALS - 04SS2090-0614-06RB**

QUANTITY	NAME	PART #	EDGE CAP PART#
3	75 PACK HEX BOLT AND WASHER	PAK75	
7	8' BEAD TRACK	048BRP	
1	TEK SCREW PACK - 75 PCS.	TEK75	
1	18" BENCH/SUNDECK BRACE	04N296-4	
1	2' BENCH/SUNDECK END PANEL	04N300	
3	24" BENCH/SUNDECK BRACE	04N296-3	
1	2'RR BENCH/SUNDECK RISER & EDGE CAP	04N320	04N321
3	4' BENCH/SUNDECK RISER & 4' EDGE CAP	04N307	04N015
1	4' BENCH/SUNDECK TO STRAIGHT STAIR TRANSITION RISER & EDGE CAP	04N301	04N302
1	4'5" LEFT SIDE STAIR PANEL	04N299	
1	4'5" RIGHT SIDE STAIR PANEL	04N298	
2	6' BACK PANEL	04N002	
4	6' RISER & 6' EDGE CAP	04N009	04N014
2	6'R TOP STEP FILLER (OPTIONAL)	04888	
1	8' BACK PANEL	04N003	
1	8' RISER & 8' EDGE CAP	04N010	04N016
2	TOP STEP BRACE	04N296-2	



FILE NUMBER : 04SS2090-0614-06RB

DRAWN BY : jeide

**NOTES FOR INSTALLER:**

- SOME PERIMETER PANELS WILL REQUIRE DRILLING HOLES TO ATTACH BEAD RECEIVER



33 Wade Rd.  
Latham, NY 12110  
phn: 518-786-1200  
fax: 518-786-0954

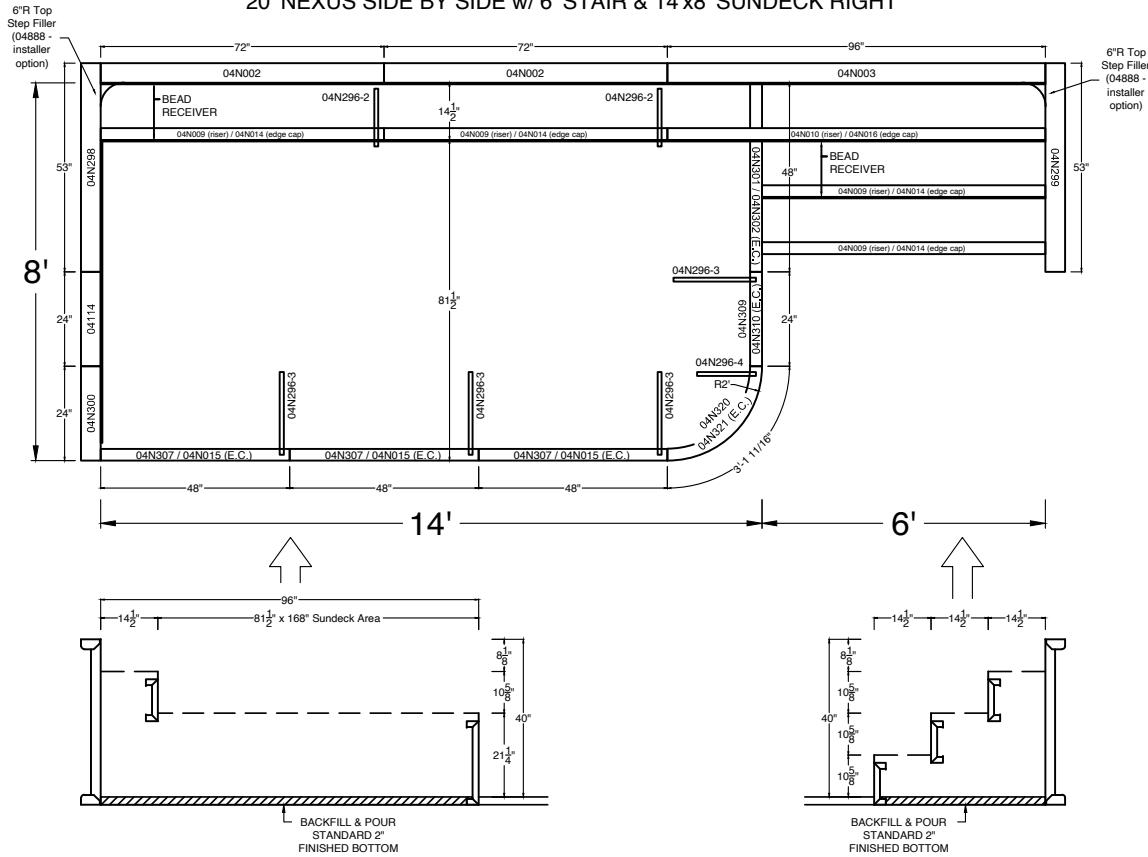
CUSTOMER SIGNATURE REQUIRED

DATE

**STEEL**  
THIS STAIR / SUNDECK CONFORMS TO CURRENT APSP/ANSI/ICC-5 2011 & ISPSC 2021 STANDARDS FOR RESIDENTIAL INGROUND SWIMMING POOLS

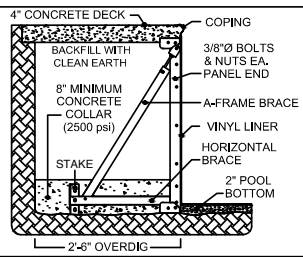


**04SS2090-0614-08RB**  
**20' NEXUS SIDE BY SIDE w/ 6' STAIR & 14'x8' SUNDECK RIGHT**



**BILL OF MATERIALS - 04SS2090-0614-08RB**

QUANTITY	NAME	PART #	EDGE CAP PART#
3	75 PACK HEX BOLT AND WASHER	PAK75	
7	8' BEAD TRACK	048BRP	
1	TEK SCREW PACK - 75 PCS.	TEK75	
1	18" BENCH/SUNDECK BRACE	04N296-4	
1	2' BENCH/SUNDECK RISER & EDGE CAP	04N309	04N310
1	2' BENCH/SUNDECK END PANEL	04N300	
1	2' PLAIN PANEL	04114	
4	24" BENCH/SUNDECK BRACE	04N296-3	
1	2' RR BENCH/SUNDECK RISER & EDGE CAP	04N320	04N321
3	4' BENCH/SUNDECK RISER & 4' EDGE CAP	04N307	04N015
1	4' BENCH/SUNDECK TO STRAIGHT STAIR TRANSITION RISER & EDGE CAP	04N301	04N302
1	4'5" LEFT SIDE STAIR PANEL	04N299	
1	4'5" RIGHT SIDE STAIR PANEL	04N298	
2	6' BACK PANEL	04N002	
4	6' RISER & 6' EDGE CAP	04N009	04N014
2	6'R TOP STEP FILLER (OPTIONAL)	04888	
1	8' BACK PANEL	04N003	
1	8' RISER & 8' EDGE CAP	04N010	04N016
2	TOP STEP BRACE	04N296-2	



FILE NUMBER : 04SS2090-0614-08RB

DRAWN BY : jeide

**NOTES FOR INSTALLER:**

- SOME PERIMETER PANELS WILL REQUIRE DRILLING HOLES TO ATTACH BEAD RECEIVER



33 Wade Rd.  
 Latham, NY 12110  
 phn: 518-786-1200  
 fax: 518-786-0954

CUSTOMER SIGNATURE REQUIRED

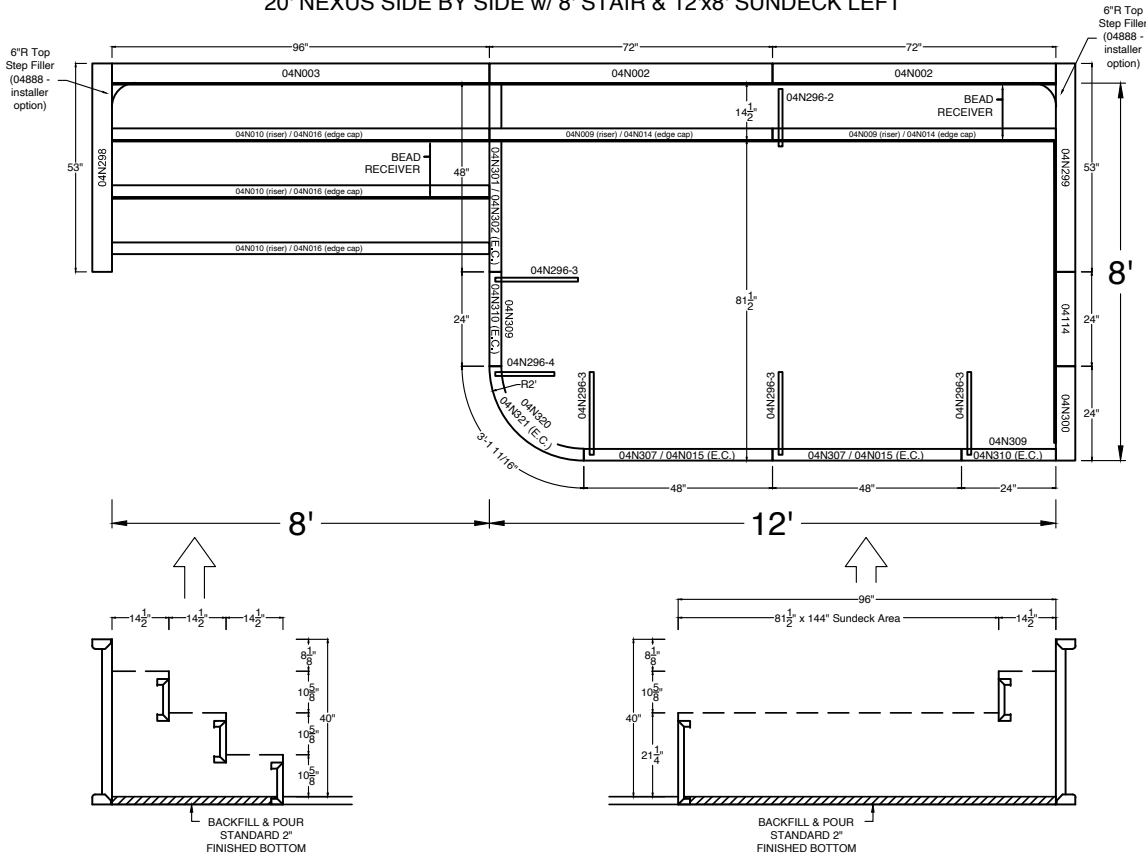
DATE

**STEEL**  
 THIS STAIR / SUNDECK CONFORMS TO CURRENT  
 APSP/ANSI/ICC-5 2011 &  
 ISPSC 2021 STANDARDS FOR  
 RESIDENTIAL INGROUND  
 SWIMMING POOLS



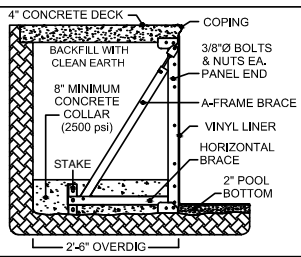


**04SS2090-0812-08LB**  
 20' NEXUS SIDE BY SIDE w/ 8' STAIR & 12'x8' SUNDECK LEFT



**BILL OF MATERIALS - 04SS2090-0812-08LB**

QUANTITY	NAME	PART #	EDGE CAP PART#
3	75 PACK HEX BOLT AND WASHER	PAK75	PAK75
7	8' BEAD TRACK	048BRP	048BRP
1	TEK SCREW PACK - 75 PCS.	TEK75	TEK75
1	18" BENCH/SUNDECK BRACE	04N296-4	
2	2' BENCH/SUNDECK RISER & EDGE CAP	04N309	04N310
1	2' BENCH/SUNDECK END PANEL	04N300	
1	2' PLAIN PANEL	04114	
4	24" BENCH/SUNDECK BRACE	04N296-3	
1	2'RR BENCH/SUNDECK RISER & EDGE CAP	04N320	04N321
2	4' BENCH/SUNDECK RISER & 4' EDGE CAP	04N307	04N015
1	4' BENCH/SUNDECK TO STRAIGHT STAIR TRANSITION RISER & EDGE CAP	04N301	04N302
1	4'5" LEFT SIDE STAIR PANEL	04N299	
1	4'5" RIGHT SIDE STAIR PANEL	04N298	
2	6" BACK PANEL	04N002	
2	6" RISER & 6" EDGE CAP	04N009	04N014
2	6"R TOP STEP FILLER (OPTIONAL)	04888	
1	8" BACK PANEL	04N003	
3	8" RISER & 8" EDGE CAP	04N010	04N016
1	TOP STEP BRACE	04N296-2	



FILE NUMBER : 04SS2090-0812-08LB

DRAWN BY : dduffy

**NOTES FOR INSTALLER:**

- SOME PERIMETER PANELS WILL REQUIRE DRILLING HOLES TO ATTACH BEAD RECEIVER



33 Wade Rd.  
 Latham, NY 12110  
 phn: 518-786-1200  
 fax: 518-786-0954

CUSTOMER SIGNATURE REQUIRED

DATE

**STEEL**

THIS STAIR / SUNDECK CONFORMS TO CURRENT APSP/ANSI/ICC-5 2011 & ISPSC 2021 STANDARDS FOR RESIDENTIAL INGROUND SWIMMING POOLS









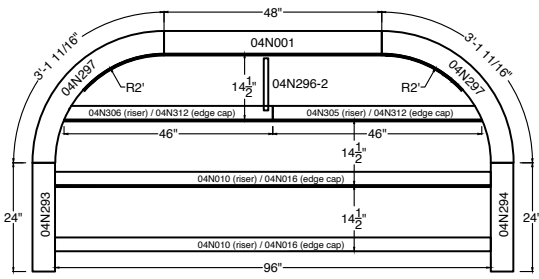




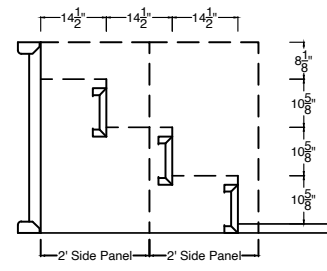
# Full End Stairs with Variable Sundeck 2' Radius Corners



**04VS082R-24B**

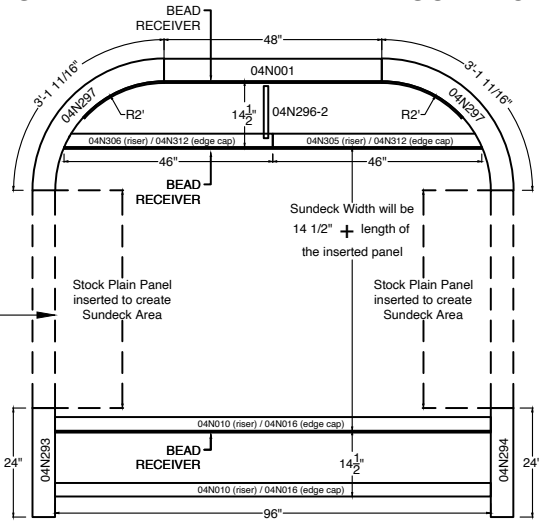


**STANDARD STAIR**



**04VS082R-24B**

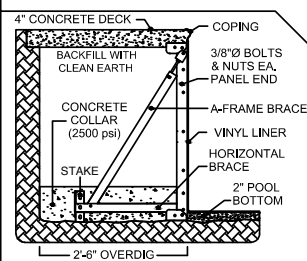
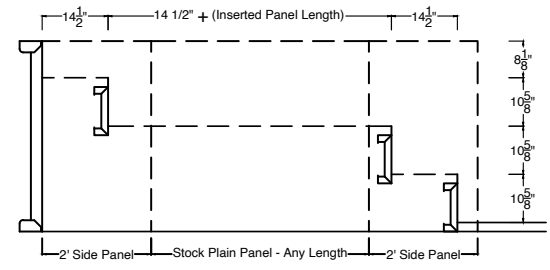
**STAIR w/ 2ND TREAD LEVEL SUNDECK**



\*\*\*BEAD RECEIVER IS REQUIRED FOR SIDES OF SUNDECK AND MUST BE ORDERED SEPARATELY BASED ON QTY NEEDED\*\*\*

**SPECIAL 8' NEXUS STAIR w/ SPLIT SIDE PANELS**

\*\*\* Stair can be installed with additional stock panels to create a Sundeck Area at the 2nd tread level - Installer MUST provide correct tread size for liner manufacturing \*\*\*



**FILE NUMBER : 04VS082R-24B**

Perimeter : ----

Surface Area : ----

Volume : ----

DRAWN BY : jeide SCALE: n/a

33 Wade Rd.  
Latham, NY 12110  
phn: 518-786-1200  
fax: 518-786-0954

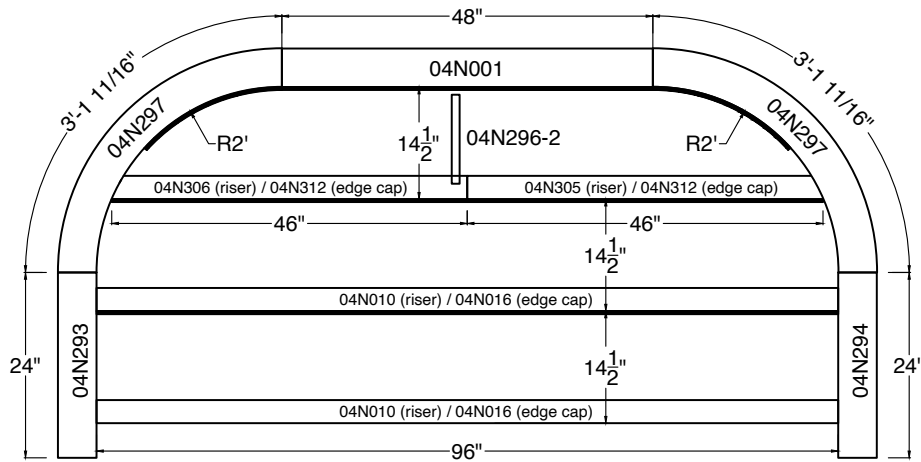


THIS POOL CONFORMS TO APSP/ANSI/ICC-5 2011 STANDARDS FOR RESIDENTIAL INGROUND SWIMMING POOLS

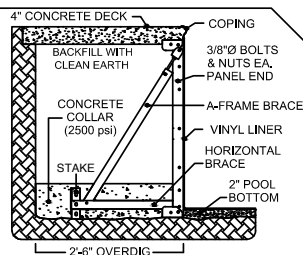
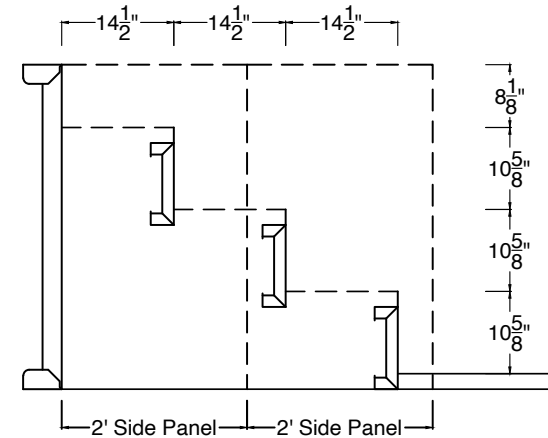
**CUSTOMER SIGNATURE REQUIRED** \_\_\_\_\_ **DATE** \_\_\_\_\_

**DEALER NAME :** ----  
**CUSTOMER NAME :** ----

# 04VS082R-24B



## STANDARD STAIR



FILE NUMBER : 04VS082R-24B

Perimeter : ----

Surface Area : ----

Volume : ----

DRAWN BY : jeide  
SCALE: n/a

THIS POOL CONFORMS TO  
APSP/ANSI/ICC-5 2011 STANDARDS  
FOR RESIDENTIAL INGROUND  
SWIMMING POOLS



33 Wade Rd.  
Latham, NY 12110  
phn: 518-786-1200  
fax: 518-786-0954

CUSTOMER SIGNATURE REQUIRED

DATE

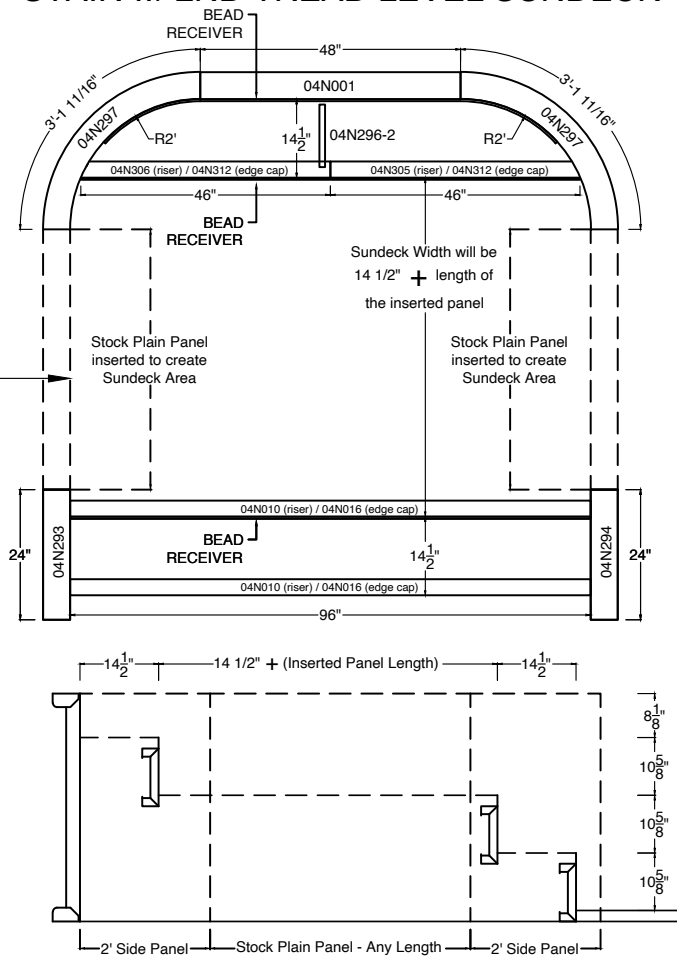
DEALER  
NAME : ----  
CUSTOMER  
NAME : ----



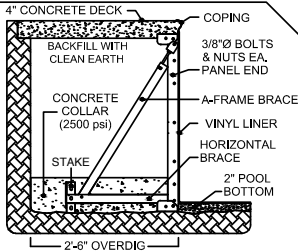
**04VS082R-24B**

\*\*\*BEAD RECEIVER IS REQUIRED FOR SIDES OF SUNDECK AND MUST BE ORDERED SEPARATELY BASED ON QTY NEEDED\*\*\*

**STAIR w/ 2ND TREAD LEVEL SUNDECK**

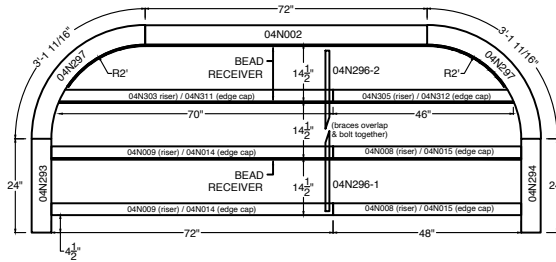


**SPECIAL 8' NEXUS STAIR w/ SPLIT SIDE PANELS**  
 \*\*\* Stair can be installed with additional stock panels to create a Sundeck Area at the 2nd tread level - Installer MUST provide correct tread size for liner manufacturing \*\*\*

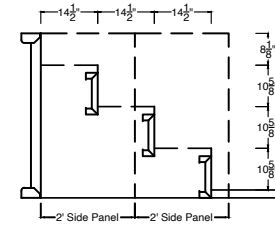


<b>FILE NUMBER :</b> 04VS082R-24B	THIS POOL CONFORMS TO <b>APSP/ANSI/ICC-5 2011</b> STANDARDS FOR RESIDENTIAL INGROUND SWIMMING POOLS	<b>CUSTOMER SIGNATURE REQUIRED</b>	<b>DATE</b>
Perimeter : ----	33 Wade Rd. Latham, NY 12110 phn: 518-786-1200 fax: 518-786-0954	<b>DEALER NAME :</b> ---- <b>CUSTOMER NAME :</b> ----	
Surface Area : ----			
Volume : ----			
DRAWN BY : jeide		SCALE: n/a	

**04VS102R-24B**

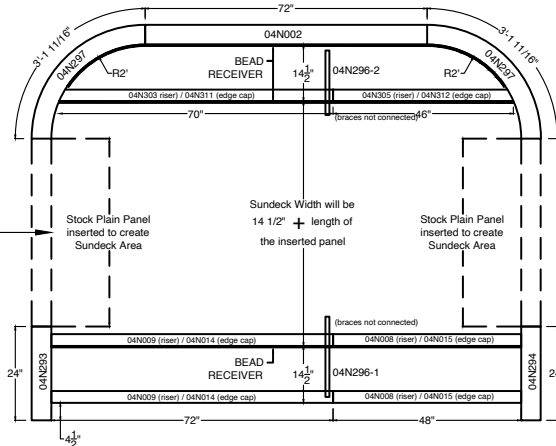


**STANDARD STAIR**



**04VS102R-24B**

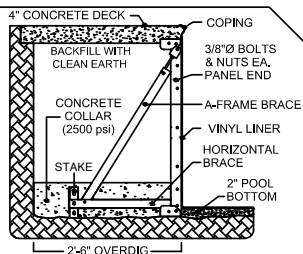
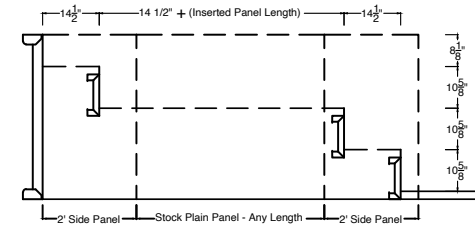
**STAIR w/ 2ND TREAD LEVEL SUNDECK**



\*\*\*BEAD RECEIVER IS REQUIRED FOR SIDES OF SUNDECK AND MUST BE ORDERED SEPARATELY BASED ON QTY NEEDED\*\*\*

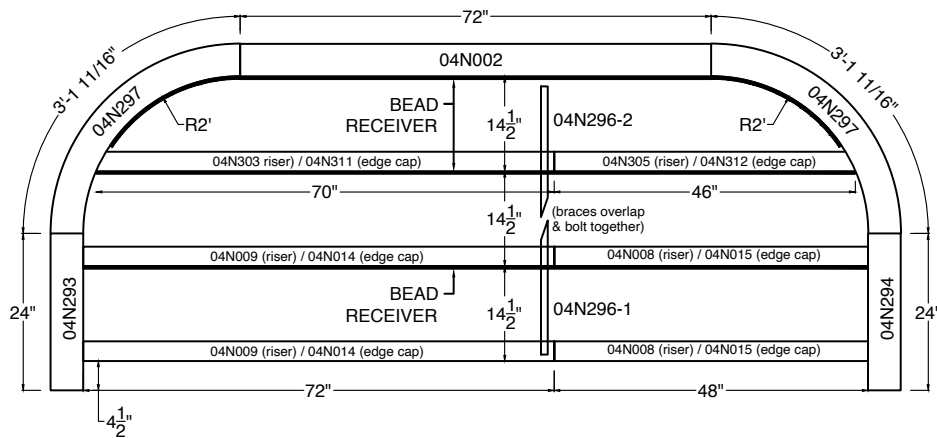
**SPECIAL 10' NEXUS STAIR w/ SPLIT SIDE PANELS**

\*\*\* Stair can be installed with additional stock panels to create a Sundeck Area at the 2nd tread level - Installer MUST provide correct tread size for liner manufacturing \*\*\*

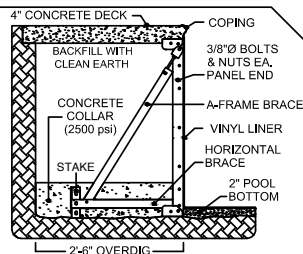
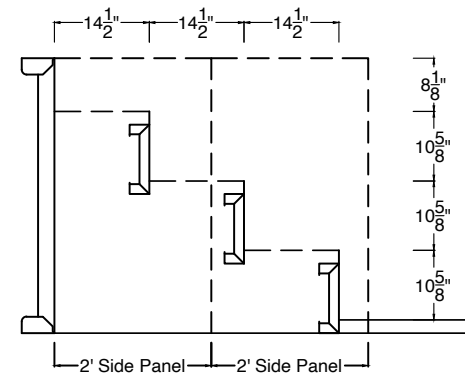


<b>FILE NUMBER : 04VS102R-24B</b>		THIS POOL CONFORMS TO CURRENT <b>APSP/ANSI/ICC-5 2011 &amp; ISPSC 2015</b> STANDARDS FOR RESIDENTIAL INGROUND SWIMMING POOLS		<b>CUSTOMER SIGNATURE REQUIRED</b>		<b>DATE</b>	
Perimeter :		33 Wade Rd. Latham, NY 12110 phn: 518-786-1200 fax: 518-786-0954				DEALER NAME :	
Surface Area :						CUSTOMER NAME :	
Volume :		DRAWN BY : jeide		SCALE :			

# 04VS102R-24B



## STANDARD STAIR



**FILE NUMBER :** 04VS102R-24B

**Perimeter :**

**Surface Area :**

**Volume :**

**DRAWN BY :** jeide

**SCALE :**

33 Wade Rd.  
Latham, NY 12110  
phn: 518-786-1200  
fax: 518-786-0954

THIS POOL CONFORMS TO CURRENT  
*APSP/ANSI/ICC-5 2011 & ISPSC 2015*  
STANDARDS FOR RESIDENTIAL  
INGROUND SWIMMING POOLS



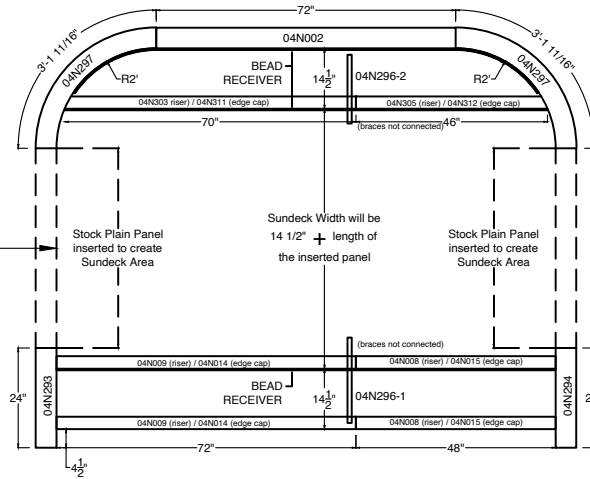
**CUSTOMER SIGNATURE REQUIRED** \_\_\_\_\_ **DATE** \_\_\_\_\_

**DEALER NAME :** \_\_\_\_\_  
**CUSTOMER NAME :** \_\_\_\_\_

**04VS102R-24B**

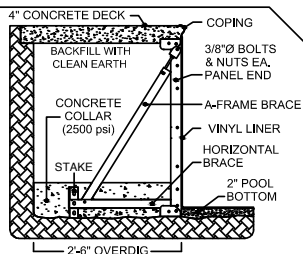
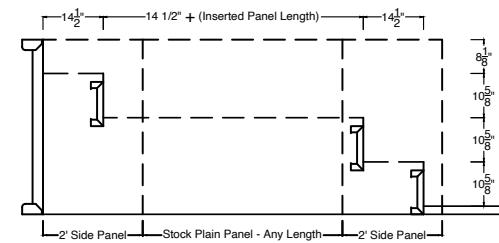
\*\*\*BEAD RECEIVER IS REQUIRED FOR SIDES OF SUNDECK AND MUST BE ORDERED SEPARATELY BASED ON QTY NEEDED\*\*\*

**STAIR w/ 2ND TREAD LEVEL SUNDECK**



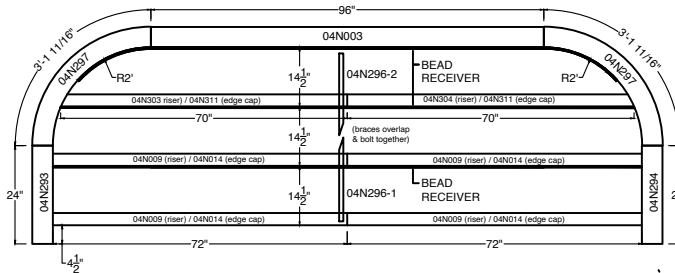
**SPECIAL 10' NEXUS STAIR w/ SPLIT SIDE PANELS**

\*\*\* Stair can be installed with additional stock panels to create a Sundeck Area at the 2nd tread level - Installer MUST provide correct tread size for liner manufacturing \*\*\*

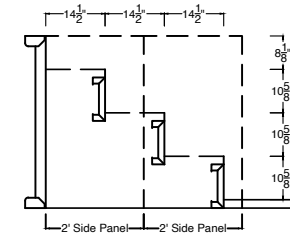


<b>FILE NUMBER :</b> 04VS102R-24B	THIS POOL CONFORMS TO CURRENT <b>APSP/ANSI/ICC-5 2011 &amp; ISPSC 2015</b> STANDARDS FOR RESIDENTIAL INGROUND SWIMMING POOLS	<b>CUSTOMER SIGNATURE REQUIRED</b>	<b>DATE</b>
Perimeter :	33 Wade Rd. Latham, NY 12110 phn: 518-786-1200 fax: 518-786-0954	<b>Imperial POOLS</b>	<b>DEALER NAME :</b>
Surface Area :			
Volume :			
DRAWN BY : jeide	SCALE :		

**04VS122R-24B**

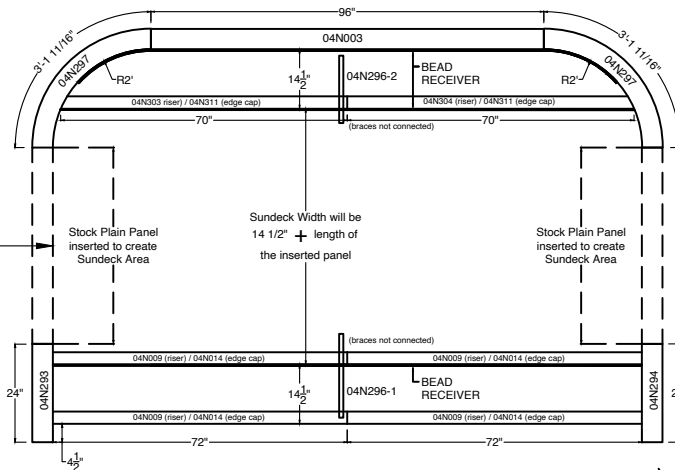


**STANDARD STAIR**



**04VS122R-24B**

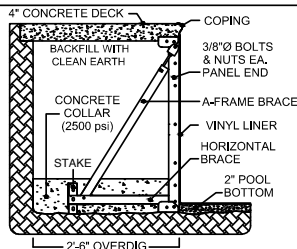
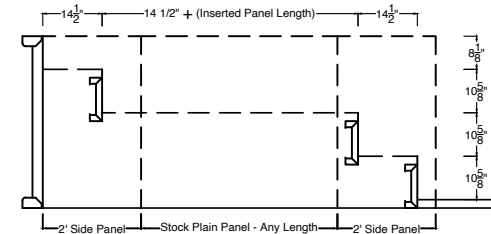
**STAIR w/ 2ND TREAD LEVEL SUNDECK**



\*\*\*BEAD RECEIVER IS REQUIRED FOR SIDES OF SUNDECK AND MUST BE ORDERED SEPARATELY BASED ON QTY NEEDED\*\*\*

**SPECIAL 12' NEXUS STAIR w/ SPLIT SIDE PANELS**

\*\*\* Stair can be installed with additional stock panels to create a Sundeck Area at the 2nd tread level - Installer MUST provide correct tread size for liner manufacturing \*\*\*



**FILE NUMBER : 04VS122R-24B**

Perimeter : ----

Surface Area : ----

Volume : ----

DRAWN BY: jeide

SCALE: n/a

33 Wade Rd.  
Latham, NY 12110  
phn: 518-786-1200  
fax: 518-786-0954

THIS POOL CONFORMS TO CURRENT APSP/ANSI/ICC-5 2011 & ISPC 2015 STANDARDS FOR RESIDENTIAL INGROUND SWIMMING POOLS



WARNING: SWIMMING POOLS CAN BE DANGEROUS WHEN USED IMPROPERLY CONSULT YOUR DEALER FOR SAFETY INFORMATION ON SAFE USE. IT IS THE RESPONSIBILITY OF TOWN OFFICIALS, BUILDERS AND THE HOMEOWNERS TO FOLLOW ALL SAFETY RECOMMENDATIONS OF ANSI/APSP, LOCAL ORDINANCES AND EQUIPMENT MANUFACTURERS.

CUSTOMER SIGNATURE REQUIRED

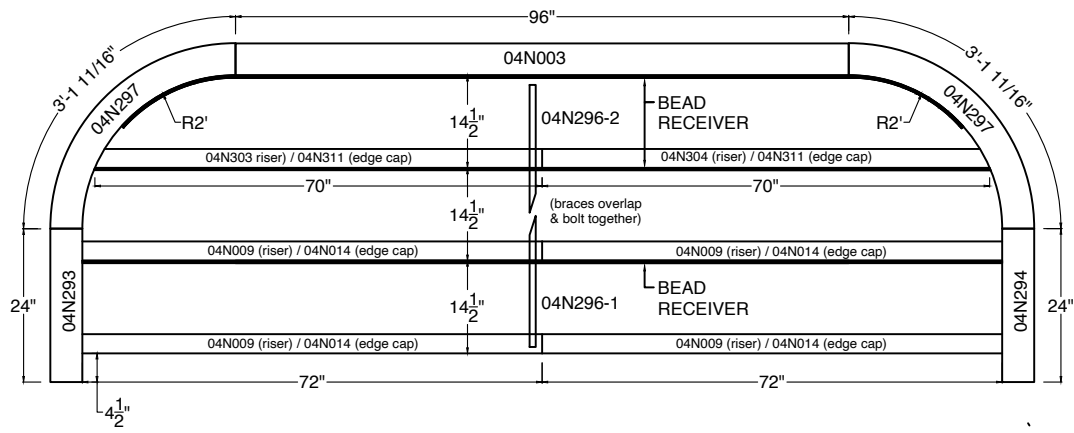
DATE

DEALER NAME : ----  
CUSTOMER NAME : ----

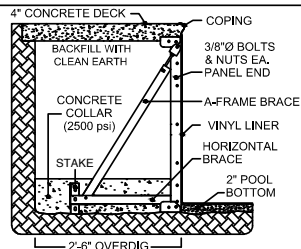
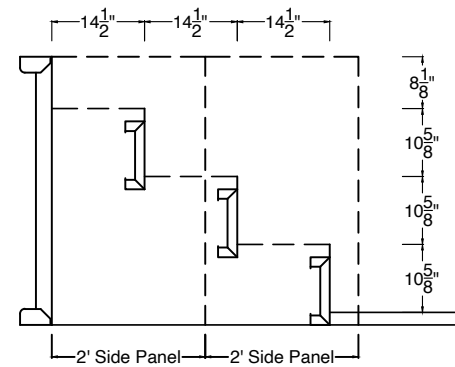
**STEEL**

DEPTH AND SHAPE OF POOL MEET MINIMUM STANDARDS OF THE INTERNATIONAL SWIMMING POOL AND SPA CODE 2018 FOR IN-GROUND SWIMMING POOLS. A MEANS ENTRY/EXIT FOR BOTH THE DEEP END AND THE SHALLOW END OF THE POOL MUST BE PROVIDED IN ACCORDANCE WITH THE 2018 INTERNATIONAL SWIMMING POOL AND SPA CODE SECTION 809. EQUIPOTENTIAL BONDING MUST BE PROVIDED IN ACCORDANCE WITH THE NATIONAL ELECTRICAL CODE NFPA 70. ALL A-FRAME BRACES ARE TO BE MOUNTED WITH MINIMUM 8 INCH DEEP POURED 2500 P.S.I. CONCRETE COLLAR AROUND ENTIRE PERIMETER OF POOL. NO DIVING LABELS ARE TO BE INSTALLED AROUND THE PERIMETER OF POOL AS REQUIRED. SUCTION ENTRAPMENT AVOIDANCE IS TO BE INSTALLED IN ACCORDANCE WITH ANSI/APSP/ICC-7. ALL WORK NOT SPECIFICALLY SHOWN IS TO BE DONE IN ACCORDANCE WITH THE REQUIREMENTS OF THE 2018 INTERNATIONAL SWIMMING POOL AND SPA CODE AND ALL OTHER APPLICABLE CODES.

# 04VS122R-24B



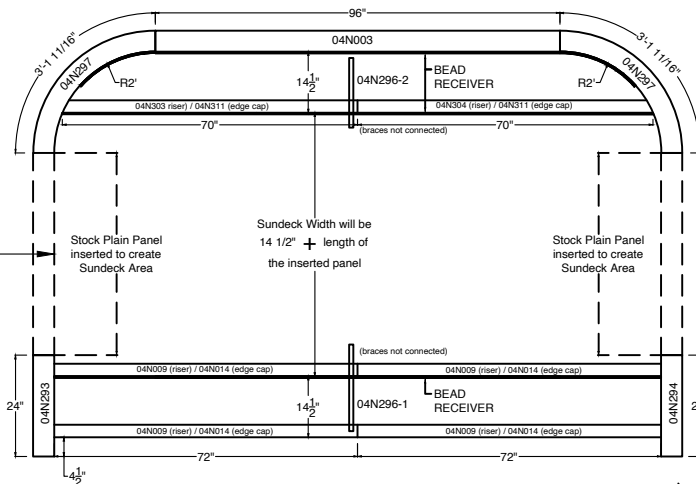
## STANDARD STAIR



<b>FILE NUMBER :</b> 04VS122R-24B		THIS POOL CONFORMS TO CURRENT <u>APSP/ANSI/ICC-5 2011</u> & <u>ISPC 2015</u> STANDARDS FOR RESIDENTIAL INGROUND SWIMMING POOLS	<b>CUSTOMER SIGNATURE REQUIRED</b>	<b>DATE</b>
<b>Perimeter :</b> ----				
<b>Surface Area :</b> ----				
<b>Volume :</b> ----		33 Wade Rd. Latham, NY 12110 phn: 518-786-1200 fax: 518-786-0954	<b>DEALER NAME :</b> ---- <b>CUSTOMER NAME :</b> ----	<b>STEEL</b>
<b>DRAWN BY:</b> jeide	<b>SCALE:</b> n/a			
WARNING: SWIMMING POOLS CAN BE DANGEROUS WHEN USED IMPROPERLY CONSULT YOUR DEALER FOR SAFETY INFORMATION ON SAFE USE. IT IS THE RESPONSIBILITY OF TOWN OFFICIALS, BUILDERS AND THE HOMEOWNERS TO FOLLOW ALL SAFETY RECOMMENDATIONS OF ANS/APSP, LOCAL ORDINANCES AND EQUIPMENT MANUFACTURERS.				
DEPTH AND SHAPE OF POOL MEET MINIMUM STANDARDS OF THE INTERNATIONAL SWIMMING POOL AND SPA CODE 2018 FOR IN-GROUND SWIMMING POOLS. A MEANS ENTRY/EXIT FOR BOTH THE DEEP END AND THE SHALLOW END OF THE POOL MUST BE PROVIDED IN ACCORDANCE WITH THE 2018 INTERNATIONAL SWIMMING POOL AND SPA CODE SECTION 809. EQUIPOTENTIAL BONDING MUST BE PROVIDED IN ACCORDANCE WITH THE NATIONAL ELECTRICAL CODE NFPA 70. ALL A-FRAME BRACES ARE TO BE MOUNDED WITH MINIMUM 8 INCH DEEP POURED 2500 P.S.I. CONCRETE COLLAR AROUND ENTIRE PERIMETER OF POOL. NO DIVING LABELS ARE TO BE INSTALLED AROUND THE PERIMETER OF POOL AS REQUIRED. SUCTION ENTRAPMENT AVOIDANCE IS TO BE INSTALLED IN ACCORDANCE WITH ANS/APSP/ICC-7. ALL WORK NOT SPECIFICALLY SHOWN IS TO BE DONE IN ACCORDANCE WITH THE REQUIREMENTS OF THE 2018 INTERNATIONAL SWIMMING POOL AND SPA CODE AND ALL OTHER APPLICABLE CODES.				

**04VS122R-24B**

**STAIR w/ 2ND TREAD LEVEL SUNDECK**



\*\*\*BEAD RECEIVER IS REQUIRED FOR SIDES OF SUNDECK AND MUST BE ORDERED SEPARATELY BASED ON QTY NEEDED\*\*\*

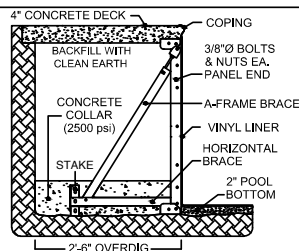
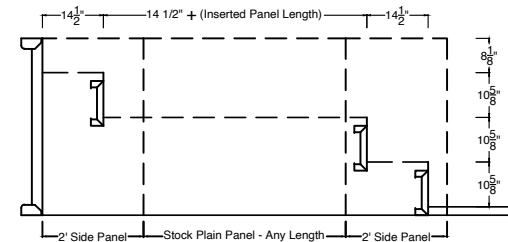
Stock Plain Panel inserted to create Sundeck Area

Sundeck Width will be 14 1/2" + length of the inserted panel

Stock Plain Panel inserted to create Sundeck Area

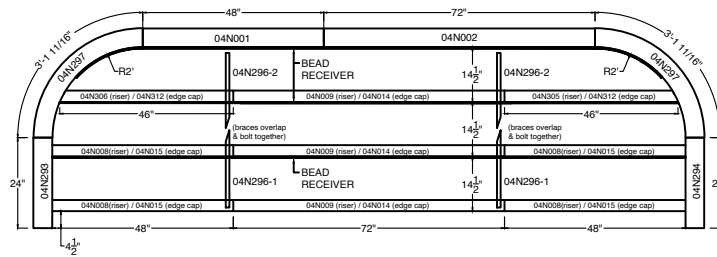
**SPECIAL 12' NEXUS STAIR w/ SPLIT SIDE PANELS**

\*\*\* Stair can be installed with additional stock panels to create a Sundeck Area at the 2nd tread level - Installer MUST provide correct tread size for liner manufacturing \*\*\*

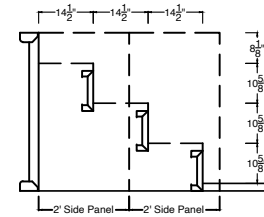


<b>FILE NUMBER :</b> 04VS122R-24B		THIS POOL CONFORMS TO CURRENT APSP/ANSI/ICC-5 2011 & ISPC 2015 STANDARDS FOR RESIDENTIAL INGROUND SWIMMING POOLS		<b>CUSTOMER SIGNATURE REQUIRED</b>		<b>DATE</b>	
Perimeter : ----		33 Wade Rd. Latham, NY 12110 phn: 518-786-1200		<b>DEALER NAME :</b> ----		<b>STEEL</b>	
Surface Area : ----		fax: 518-786-0954		<b>CUSTOMER NAME :</b> ----			
Volume : ----		DRAWN BY: jeide		SCALE: n/a		WARNING: SWIMMING POOLS CAN BE DANGEROUS WHEN USED IMPROPERLY CONSULT YOUR DEALER FOR SAFETY INFORMATION ON SAFE USE. IT IS THE RESPONSIBILITY OF TOWN OFFICIALS, BUILDERS AND THE HOMEOWNERS TO FOLLOW ALL SAFETY RECOMMENDATIONS OF ANSI/APSP, LOCAL ORDINANCES AND EQUIPMENT MANUFACTURERS.	
<small>DEPTH AND SHAPE OF POOL MEET MINIMUM STANDARDS OF THE INTERNATIONAL SWIMMING POOL AND SPA CODE 2018 FOR IN-GROUND SWIMMING POOLS. A MEANS ENTRY/EXIT FOR BOTH THE DEEP END AND THE SHALLOW END OF THE POOL MUST BE PROVIDED IN ACCORDANCE WITH THE 2018 INTERNATIONAL SWIMMING POOL AND SPA CODE SECTION 809. EQUIPOTENTIAL BONDING MUST BE PROVIDED IN ACCORDANCE WITH THE NATIONAL ELECTRICAL CODE NFPA 70. ALL A-FRAME BRACES ARE TO BE MOUNDED WITH MINIMUM 8 INCH DEEP POURED 2500 P.S.I. CONCRETE COLLAR AROUND ENTIRE PERIMETER OF POOL. NO DIVING LABELS ARE TO BE INSTALLED AROUND THE PERIMETER OF POOL AS REQUIRED. SUCTION ENTRAPMENT AVOIDANCE IS TO BE INSTALLED IN ACCORDANCE WITH ANSI/APSP/ICC-7. ALL WORK NOT SPECIFICALLY SHOWN IS TO BE DONE IN ACCORDANCE WITH THE REQUIREMENTS OF THE 2018 INTERNATIONAL SWIMMING POOL AND SPA CODE AND ALL OTHER APPLICABLE CODES.</small>							

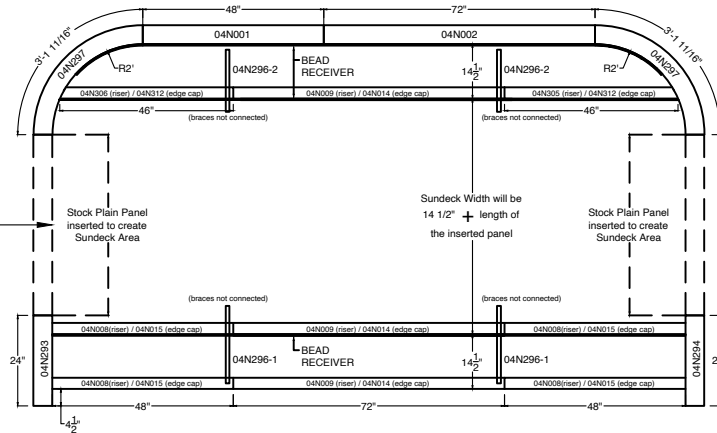
**04VS142R-24B**



**STANDARD STAIR**



**04VS142R-24B**

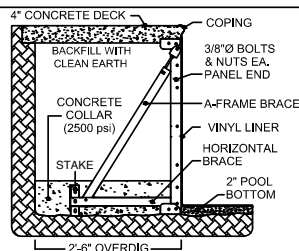
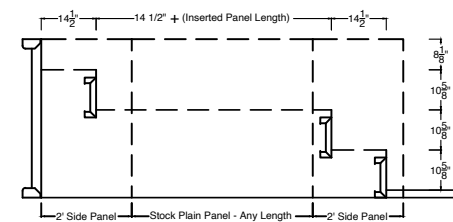


\*\*\*BEAD RECEIVER IS REQUIRED FOR SIDES OF SUNDECK AND MUST BE ORDERED SEPARATELY BASED ON QTY NEEDED\*\*\*

**SPECIAL 14' NEXUS STAIR w/ SPLIT SIDE PANELS**

\*\*\* Stair can be installed with additional stock panels to create a Sundeck Area at the 2nd tread level - Installer MUST provide correct tread size for liner manufacturing \*\*\*

**STAIR w/ 2ND TREAD LEVEL SUNDECK**



**FILE NUMBER :** 04VS142R-24B

Perimeter : ----

Surface Area : ----

Volume : ----

DRAWN BY: jeide      SCALE: n/a

THIS POOL CONFORMS TO CURRENT APSP/ANSI/ICC-5 2011 & ISPC 2015 STANDARDS FOR RESIDENTIAL INGROUND SWIMMING POOLS

33 Wade Rd.  
Latham, NY 12110  
phn: 518-786-1200  
fax: 518-786-0954

**CUSTOMER SIGNATURE REQUIRED** \_\_\_\_\_

**DATE** \_\_\_\_\_

**DEALER NAME :** ----

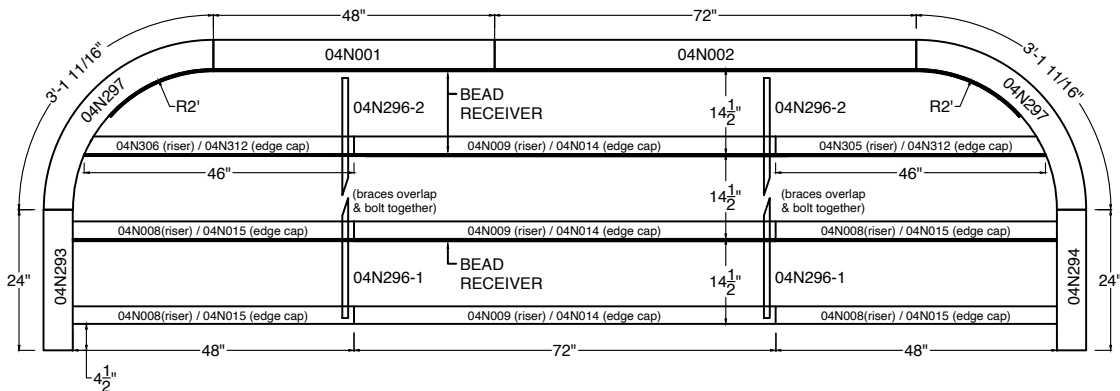
**CUSTOMER NAME :** ----

**STEEL**

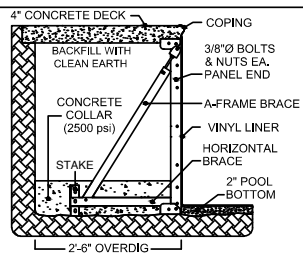
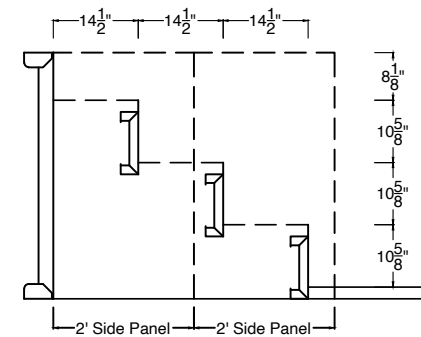
DEPTH AND SHAPE OF POOL MEET MINIMUM STANDARDS OF THE INTERNATIONAL SWIMMING POOL AND SPA CODE 2018 FOR IN-GROUND SWIMMING POOLS. A MEANS ENTRY/EXIT FOR BOTH THE DEEP END AND THE SHALLOW END OF THE POOL MUST BE PROVIDED IN ACCORDANCE WITH THE 2018 INTERNATIONAL SWIMMING POOL AND SPA CODE SECTION 809. EQUIPOTENTIAL BONDING MUST BE PROVIDED IN ACCORDANCE WITH THE NATIONAL ELECTRICAL CODE NFPA 70. ALL A-FRAME BRACES ARE TO BE MOUNDED WITH MINIMUM 8 INCH DEEP POURED 2500 P.S.I. CONCRETE COLLAR AROUND ENTIRE PERIMETER OF POOL. NO DIVING LABELS ARE TO BE INSTALLED AROUND THE PERIMETER OF POOL AS REQUIRED. SUCTION ENTRAPMENT AVOIDANCE IS TO BE INSTALLED IN ACCORDANCE WITH ANSI/APSP/ICC-7. ALL WORK NOT SPECIFICALLY SHOWN IS TO BE DONE IN ACCORDANCE WITH THE REQUIREMENTS OF THE 2018 INTERNATIONAL SWIMMING POOL AND SPA CODE AND ALL OTHER APPLICABLE CODES.



# 04VS142R-24B



## STANDARD STAIR



**FILE NUMBER :** 04VS142R-24B

Perimeter : ----

Surface Area : ----

Volume : ----

DRAWN BY: jeide

SCALE: n/a

THIS POOL CONFORMS TO CURRENT APSP/ANSI/ICC-5 2011 & ISPSC 2015 STANDARDS FOR RESIDENTIAL INGROUND SWIMMING POOLS

33 Wade Rd.  
Latham, NY 12110  
phn: 518-786-1200  
fax: 518-786-0954

**Imperial POOLS**

**CUSTOMER SIGNATURE REQUIRED** \_\_\_\_\_

**DATE** \_\_\_\_\_

**DEALER NAME :** ----

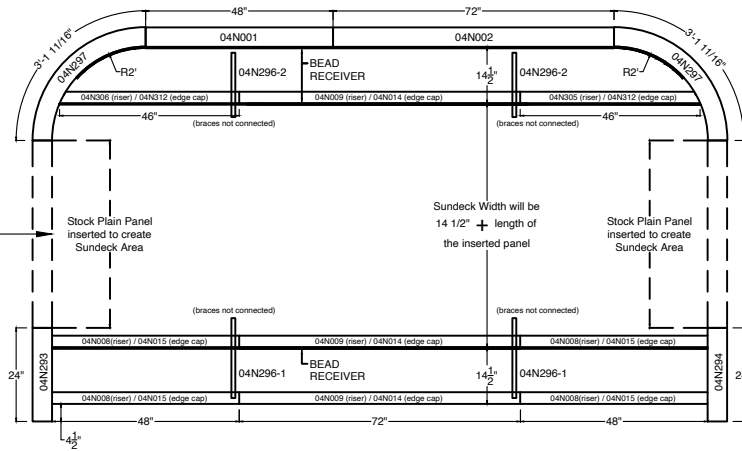
**CUSTOMER NAME :** ----

**STEEL**

DEPTH AND SHAPE OF POOL MEET MINIMUM STANDARDS OF THE INTERNATIONAL SWIMMING POOL AND SPA CODE 2018 FOR IN-GROUND SWIMMING POOLS. A MEANS ENTRY/EXIT FOR BOTH THE DEEP END AND THE SHALLOW END OF THE POOL MUST BE PROVIDED IN ACCORDANCE WITH THE 2018 INTERNATIONAL SWIMMING POOL AND SPA CODE SECTION 809. EQUIPOTENTIAL BONDING MUST BE PROVIDED IN ACCORDANCE WITH THE NATIONAL ELECTRICAL CODE NFPA 70. ALL A-FRAME BRACES ARE TO BE MOUNDED WITH MINIMUM 8 INCH DEEP POURED 2500 P.S.I. CONCRETE COLLAR AROUND ENTIRE PERIMETER OF POOL. NO DIVING LABELS ARE TO BE INSTALLED AROUND THE PERIMETER OF POOL AS REQUIRED. SUCTION ENTRAPMENT AVOIDANCE IS TO BE INSTALLED IN ACCORDANCE WITH ANSI/APSP/ICC-7. ALL WORK NOT SPECIFICALLY SHOWN IS TO BE DONE IN ACCORDANCE WITH THE REQUIREMENTS OF THE 2018 INTERNATIONAL SWIMMING POOL AND SPA CODE AND ALL OTHER APPLICABLE CODES.

**04VS142R-24B**

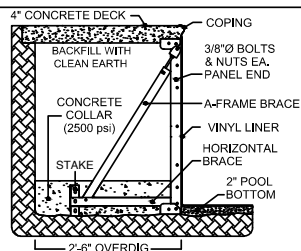
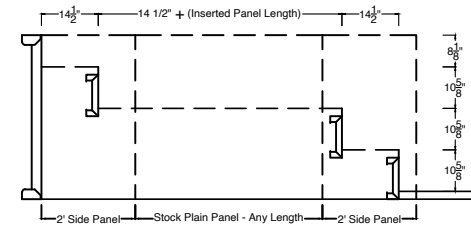
\*\*\*BEAD RECEIVER IS REQUIRED FOR SIDES OF SUNDECK AND MUST BE ORDERED SEPARATELY BASED ON QTY NEEDED\*\*\*



**SPECIAL 14' NEXUS STAIR w/ SPLIT SIDE PANELS**

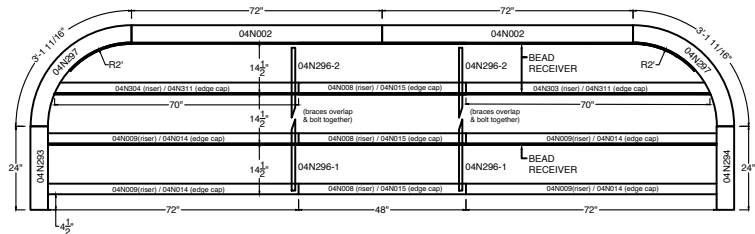
\*\*\* Stair can be installed with additional stock panels to create a Sundeck Area at the 2nd tread level - Installer MUST provide correct tread size for liner manufacturing \*\*\*

**STAIR w/ 2ND TREAD LEVEL SUNDECK**

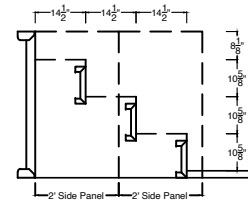


<b>FILE NUMBER :</b> 04VS142R-24B		THIS POOL CONFORMS TO CURRENT <b>APSP/ANSI/ICC-5 2011 &amp; ISPSC 2015</b> STANDARDS FOR RESIDENTIAL INGROUND SWIMMING POOLS		<b>CUSTOMER SIGNATURE REQUIRED</b>		<b>DATE</b>	
Perimeter : ----		33 Wade Rd. Latham, NY 12110 phn: 518-786-1200		<b>DEALER NAME :</b> ----		<b>STEEL</b>	
Surface Area : ----		fax: 518-786-0954		<b>CUSTOMER NAME :</b> ----			
Volume : ----		DRAWN BY: jeide		SCALE: n/a		WARNING: SWIMMING POOLS CAN BE DANGEROUS WHEN USED IMPROPERLY CONSULT YOUR DEALER FOR SAFETY INFORMATION ON SAFE USE. IT IS THE RESPONSIBILITY OF TOWN OFFICIALS, BUILDERS AND THE HOMEOWNERS TO FOLLOW ALL SAFETY RECOMMENDATIONS OF ANSI/APSP, LOCAL ORDINANCES AND EQUIPMENT MANUFACTURERS.	
<small>DEPTH AND SHAPE OF POOL MEET MINIMUM STANDARDS OF THE INTERNATIONAL SWIMMING POOL AND SPA CODE 2018 FOR IN-GROUND SWIMMING POOLS. A MEANS ENTRY/EXIT FOR BOTH THE DEEP END AND THE SHALLOW END OF THE POOL MUST BE PROVIDED IN ACCORDANCE WITH THE 2018 INTERNATIONAL SWIMMING POOL AND SPA CODE SECTION 809. EQUIPOTENTIAL BONDING MUST BE PROVIDED IN ACCORDANCE WITH THE NATIONAL ELECTRICAL CODE NFPA 70. ALL A-FRAME BRACES ARE TO BE MOUNDED WITH MINIMUM 8 INCH DEEP POURED 2500 P.S.I. CONCRETE COLLAR AROUND ENTIRE PERIMETER OF POOL. NO DIVING LABELS ARE TO BE INSTALLED AROUND THE PERIMETER OF POOL AS REQUIRED. SUCTION ENTRAPMENT AVOIDANCE IS TO BE INSTALLED IN ACCORDANCE WITH ANSI/APSP/ICC-7. ALL WORK NOT SPECIFICALLY SHOWN IS TO BE DONE IN ACCORDANCE WITH THE REQUIREMENTS OF THE 2018 INTERNATIONAL SWIMMING POOL AND SPA CODE AND ALL OTHER APPLICABLE CODES.</small>							

**04VS162R-24B**

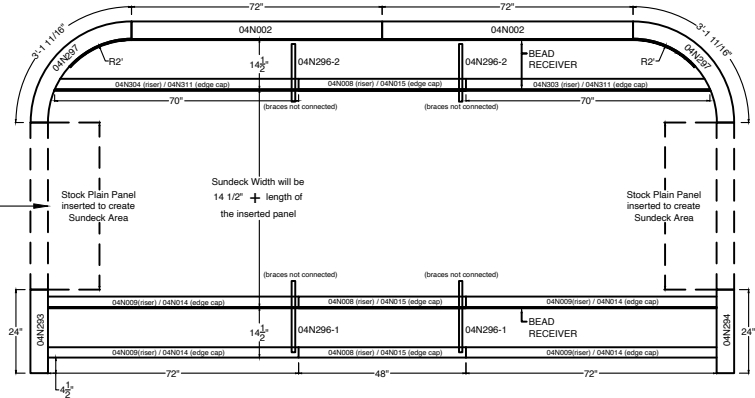


**STANDARD STAIR**



**04VS162R-24B**

**STAIR w/ 2ND TREAD LEVEL SUNDECK**



\*\*\*BEAD RECEIVER IS REQUIRED FOR SIDES OF SUNDECK AND MUST BE ORDERED SEPARATELY BASED ON QTY NEEDED\*\*\*

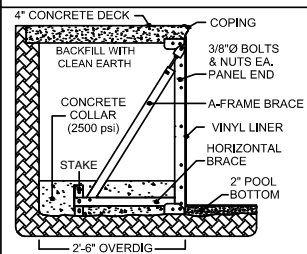
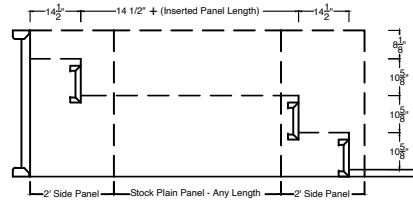
Stock Plain Panel inserted to create Sundeck Area

Sundeck Width will be 14 1/2" + length of the inserted panel

Stock Plain Panel inserted to create Sundeck Area

**SPECIAL 16' NEXUS STAIR w/ SPLIT SIDE PANELS**

\*\*\* Stair can be installed with additional stock panels to create a Sundeck Area at the 2nd tread level - Installer MUST provide correct tread size for liner manufacturing \*\*\*



**FILE NUMBER : 04VS162R-24B**

Perimeter : ----

Surface Area : ----

Volume : ----

DRAWN BY: jeide SCALE: n/a

33 Wade Rd.  
Latham, NY 12110  
phn: 518-786-1200  
fax: 518-786-0954

THIS POOL CONFORMS TO CURRENT APSP/ANSI/ICC-5 2011 & ISPC 2015 STANDARDS FOR RESIDENTIAL INGROUND SWIMMING POOLS



**CUSTOMER SIGNATURE REQUIRED**

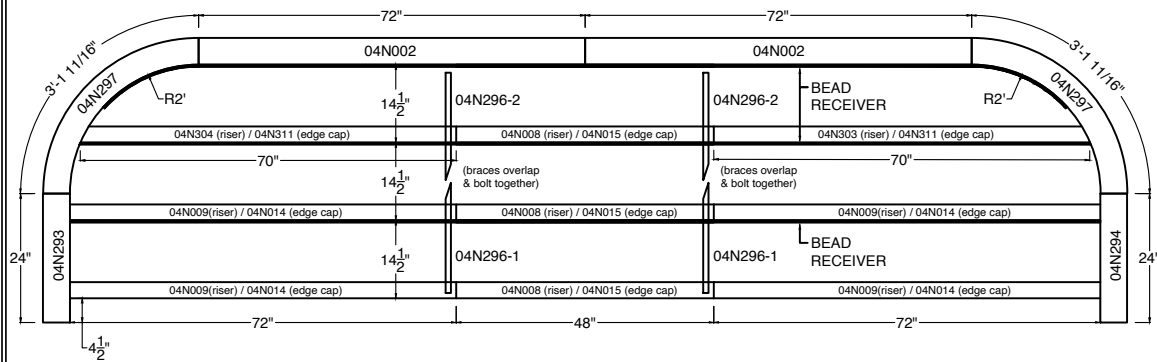
**DATE**

DEALER NAME : ----  
CUSTOMER NAME : ----

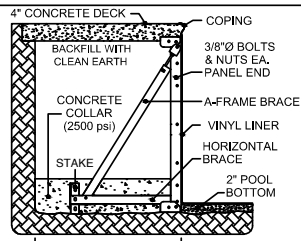
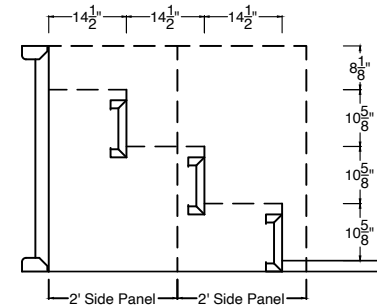
**STEEL**

DEPTH AND SHAPE OF POOL MEET MINIMUM STANDARDS OF THE INTERNATIONAL SWIMMING POOL AND SPA CODE 2018 FOR IN-GROUND SWIMMING POOLS. A MEANS ENTRY/EXIT FOR BOTH THE DEEP END AND THE SHALLOW END OF THE POOL MUST BE PROVIDED IN ACCORDANCE WITH THE 2018 INTERNATIONAL SWIMMING POOL AND SPA CODE SECTION 809. EQUIPOTENTIAL BONDING MUST BE PROVIDED IN ACCORDANCE WITH THE NATIONAL ELECTRICAL CODE NFPA 70. ALL A-FRAME BRACES ARE TO BE MOUNTED WITH MINIMUM 8 INCH DEEP POURED 2500 P.S.I. CONCRETE COLLAR AROUND ENTIRE PERIMETER OF POOL. NO DIVING LABELS ARE TO BE INSTALLED AROUND THE PERIMETER OF POOL AS REQUIRED. SUCTION ENTRAPMENT AVOIDANCE IS TO BE INSTALLED IN ACCORDANCE WITH ANSI/APSP/ICC-7. ALL WORK NOT SPECIFICALLY SHOWN IS TO BE DONE IN ACCORDANCE WITH THE REQUIREMENTS OF THE 2018 INTERNATIONAL SWIMMING POOL AND SPA CODE AND ALL OTHER APPLICABLE CODES.

# 04VS162R-24B



## STANDARD STAIR



FILE NUMBER : 04VS162R-24B

Perimeter : ----

Surface Area : ----

Volume : ----

DRAWN BY: jeide

SCALE: n/a

33 Wade Rd.  
Latham, NY 12110  
phn: 518-786-1200  
fax: 518-786-0954

THIS POOL CONFORMS TO CURRENT  
APSP/ANSI/ICC-5 2011 & ISPC 2015  
STANDARDS FOR RESIDENTIAL  
INGROUND SWIMMING POOLS



WARNING: SWIMMING POOLS CAN BE DANGEROUS WHEN USED IMPROPERLY CONSULT YOUR DEALER FOR SAFETY INFORMATION ON SAFE USE. IT IS THE RESPONSIBILITY OF TOWN OFFICIALS, BUILDERS AND THE HOMEOWNERS TO FOLLOW ALL SAFETY RECOMMENDATIONS OF ANSI/APSP, LOCAL ORDINANCES AND EQUIPMENT MANUFACTURERS.

CUSTOMER SIGNATURE REQUIRED

DATE

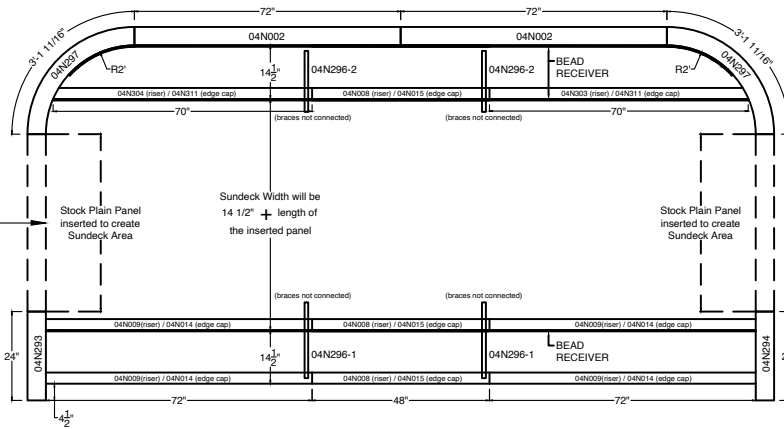
DEALER NAME : ----  
CUSTOMER NAME : ----

**STEEL**

DEPTH AND SHAPE OF POOL MEET MINIMUM STANDARDS OF THE INTERNATIONAL SWIMMING POOL AND SPA CODE 2018 FOR IN-GROUND SWIMMING POOLS. A MEANS ENTRY/EXIT FOR BOTH THE DEEP END AND THE SHALLOW END OF THE POOL MUST BE PROVIDED IN ACCORDANCE WITH THE 2018 INTERNATIONAL SWIMMING POOL AND SPA CODE SECTION 809. EQUIPOTENTIAL BONDING MUST BE PROVIDED IN ACCORDANCE WITH THE NATIONAL ELECTRICAL CODE NFPA 70. ALL A-FRAME BRACES ARE TO BE MOUNDED WITH MINIMUM 8 INCH DEEP POURED 2500 P.S.I. CONCRETE COLLAR AROUND ENTIRE PERIMETER OF POOL. NO DIVING LABELS ARE TO BE INSTALLED AROUND THE PERIMETER OF POOL AS REQUIRED. SUCTION ENTRAPMENT AVOIDANCE IS TO BE INSTALLED IN ACCORDANCE WITH ANSI/APSP/ICC-7. ALL WORK NOT SPECIFICALLY SHOWN IS TO BE DONE IN ACCORDANCE WITH THE REQUIREMENTS OF THE 2018 INTERNATIONAL SWIMMING POOL AND SPA CODE AND ALL OTHER APPLICABLE CODES.

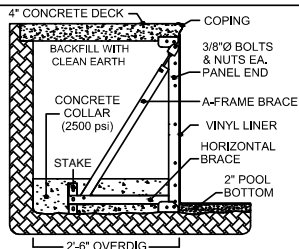
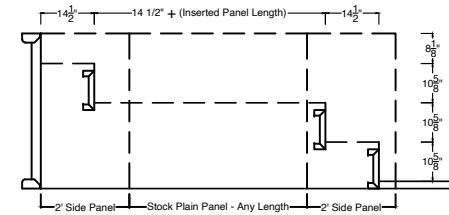
**04VS162R-24B**

**STAIR w/ 2ND TREAD LEVEL SUNDECK**



\*\*\*BEAD RECEIVER IS REQUIRED FOR SIDES OF SUNDECK AND MUST BE ORDERED SEPARATELY BASED ON QTY NEEDED\*\*\*

**SPECIAL 16' NEXUS STAIR w/ SPLIT SIDE PANELS**  
 \*\*\* Stair can be installed with additional stock panels to create a Sundeck Area at the 2nd tread level - Installer MUST provide correct tread size for liner manufacturing \*\*\*



**FILE NUMBER : 04VS162R-24B**

Perimeter : ----

Surface Area : ----

Volume : ----

DRAWN BY: jeide

SCALE: n/a

THIS POOL CONFORMS TO CURRENT **APSP/ANSI/ICC-5 2011 & ISPC 2015** STANDARDS FOR RESIDENTIAL INGROUND SWIMMING POOLS

33 Wade Rd.  
 Latham, NY 12110  
 phn: 518-786-1200  
 fax: 518-786-0954

**Imperial POOLS**

**CUSTOMER SIGNATURE REQUIRED** \_\_\_\_\_

**DATE** \_\_\_\_\_

**DEALER NAME** : ----

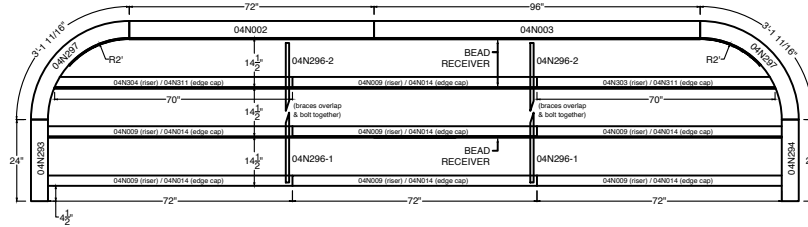
**CUSTOMER NAME** : ----

**STEEL**

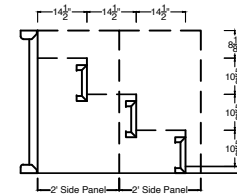
WARNING: SWIMMING POOLS CAN BE DANGEROUS WHEN USED IMPROPERLY CONSULT YOUR DEALER FOR SAFETY INFORMATION ON SAFE USE. IT IS THE RESPONSIBILITY OF TOWN OFFICIALS, BUILDERS AND THE HOMEOWNERS TO FOLLOW ALL SAFETY RECOMMENDATIONS OF ANSI/APSP, LOCAL ORDINANCES AND EQUIPMENT MANUFACTURERS.

DEPTH AND SHAPE OF POOL MEET MINIMUM STANDARDS OF THE INTERNATIONAL SWIMMING POOL AND SPA CODE 2018 FOR IN-GROUND SWIMMING POOLS. A MEANS ENTRY/EXIT FOR BOTH THE DEEP END AND THE SHALLOW END OF THE POOL MUST BE PROVIDED IN ACCORDANCE WITH THE 2018 INTERNATIONAL SWIMMING POOL AND SPA CODE SECTION 809. EQUIPOTENTIAL BONDING MUST BE PROVIDED IN ACCORDANCE WITH THE NATIONAL ELECTRICAL CODE NFPA 70. ALL A-FRAME BRACES ARE TO BE MOUNDED WITH MINIMUM 8 INCH DEEP POURED 2500 P.S.I. CONCRETE COLLAR AROUND ENTIRE PERIMETER OF POOL. NO DIVING LABELS ARE TO BE INSTALLED AROUND THE PERIMETER OF POOL AS REQUIRED. SUCTION ENTRAPMENT AVOIDANCE IS TO BE INSTALLED IN ACCORDANCE WITH ANSI/APSP/ICC-7. ALL WORK NOT SPECIFICALLY SHOWN IS TO BE DONE IN ACCORDANCE WITH THE REQUIREMENTS OF THE 2018 INTERNATIONAL SWIMMING POOL AND SPA CODE AND ALL OTHER APPLICABLE CODES.

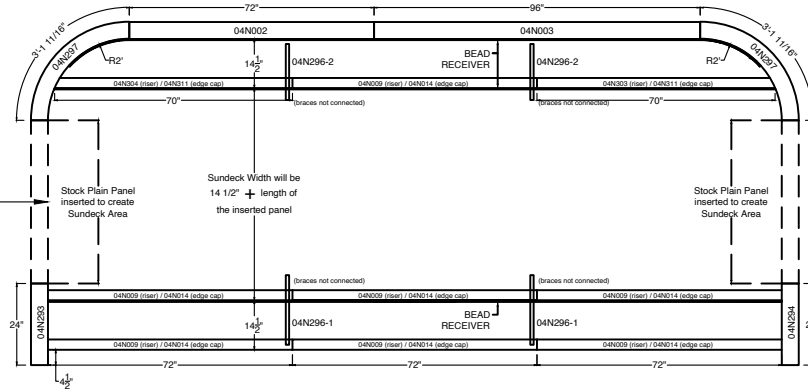
**04VS182R-24B**



**STANDARD STAIR**



**04VS182R-24B**

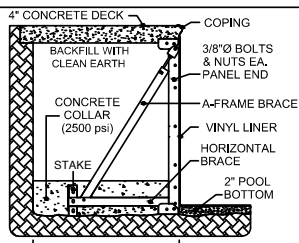
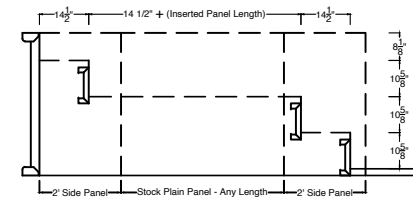


\*\*\*BEAD RECEIVER IS REQUIRED FOR SIDES OF SUNDECK AND MUST BE ORDERED SEPARATELY BASED ON QTY NEEDED\*\*\*

**SPECIAL 18' NEXUS STAIR w/ SPLIT SIDE PANELS**

\*\*\* Stair can be installed with additional stock panels to create a Sundeck Area at the 2nd tread level - Installer MUST provide correct tread size for liner manufacturing \*\*\*

**STAIR w/ 2ND TREAD LEVEL SUNDECK**



**FILE NUMBER : 04VS182R-24B**

Perimeter : ----

Surface Area : ----

Volume : ----

DRAWN BY: jeide

SCALE: n/a

33 Wade Rd.  
Latham, NY 12110  
phn: 518-786-1200  
fax: 518-786-0954

THIS POOL CONFORMS TO CURRENT APSP/ANSI/ICC-5 2011 & ISPC 2015 STANDARDS FOR RESIDENTIAL INGROUND SWIMMING POOLS



WARNING: SWIMMING POOLS CAN BE DANGEROUS WHEN USED IMPROPERLY CONSULT YOUR DEALER FOR SAFETY INFORMATION ON SAFE USE. IT IS THE RESPONSIBILITY OF TOWN OFFICIALS, BUILDERS AND THE HOMEOWNERS TO FOLLOW ALL SAFETY RECOMMENDATIONS OF ANSI/APSP, LOCAL ORDINANCES AND EQUIPMENT MANUFACTURERS.

CUSTOMER SIGNATURE REQUIRED

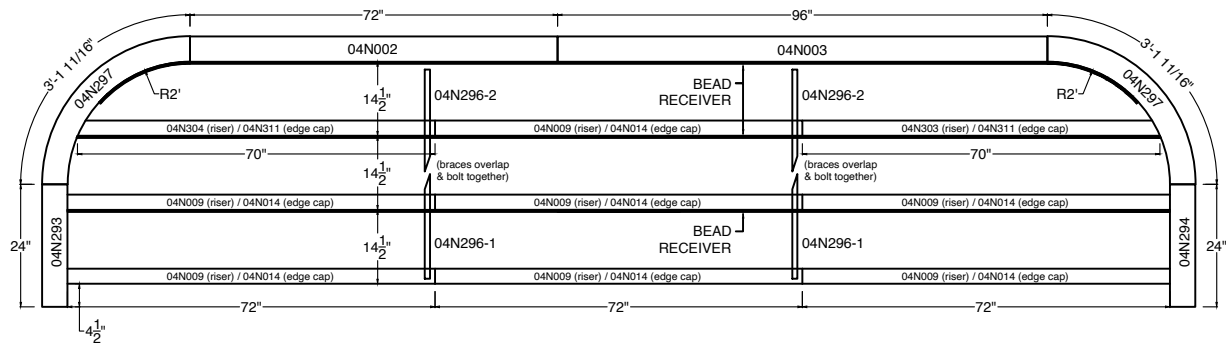
DATE

DEALER NAME : ----  
CUSTOMER NAME : ----

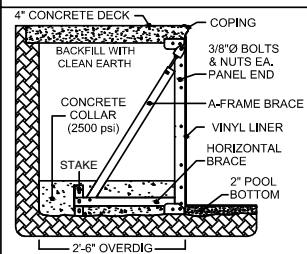
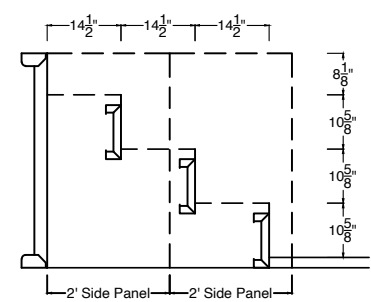
**STEEL**

DEPTH AND SHAPE OF POOL MEET MINIMUM STANDARDS OF THE INTERNATIONAL SWIMMING POOL AND SPA CODE 2018 FOR IN-GROUND SWIMMING POOLS. A MEANS ENTRY/EXIT FOR BOTH THE DEEP END AND THE SHALLOW END OF THE POOL MUST BE PROVIDED IN ACCORDANCE WITH THE 2018 INTERNATIONAL SWIMMING POOL AND SPA CODE SECTION 809. EQUIPOTENTIAL BONDING MUST BE PROVIDED IN ACCORDANCE WITH THE NATIONAL ELECTRICAL CODE NFPA 70. ALL A-FRAME BRACES ARE TO BE MOUNDED WITH MINIMUM 8 INCH DEEP POURED 2500 P.S.I. CONCRETE COLLAR AROUND ENTIRE PERIMETER OF POOL. NO DIVING LABELS ARE TO BE INSTALLED AROUND THE PERIMETER OF POOL AS REQUIRED. SUCTION ENTRAPMENT AVOIDANCE IS TO BE INSTALLED IN ACCORDANCE WITH ANSI/APSP/ICC-7. ALL WORK NOT SPECIFICALLY SHOWN IS TO BE DONE IN ACCORDANCE WITH THE REQUIREMENTS OF THE 2018 INTERNATIONAL SWIMMING POOL AND SPA CODE AND ALL OTHER APPLICABLE CODES.

# 04VS182R-24B



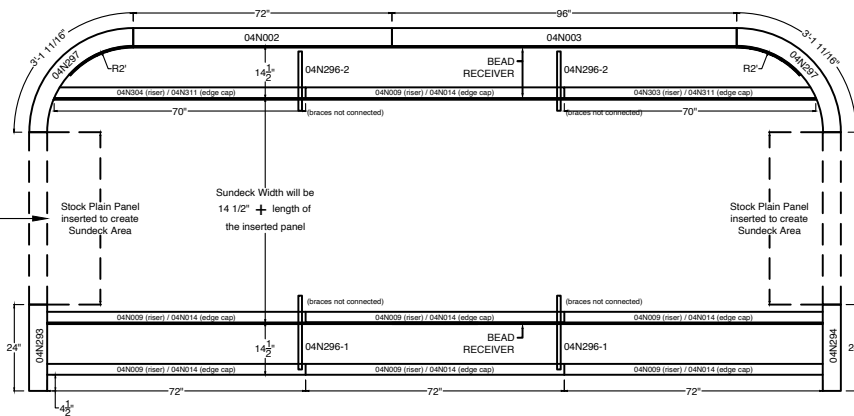
## STANDARD STAIR



<b>FILE NUMBER :</b> 04VS182R-24B	<b>THIS POOL CONFORMS TO CURRENT APSP/ANSI/ICC-5 2011 &amp; ISPSC 2015 STANDARDS FOR RESIDENTIAL INGROUND SWIMMING POOLS</b>	<b>CUSTOMER SIGNATURE REQUIRED</b>	<b>DATE</b>
Perimeter : ----		<b>DEALER NAME :</b> ---- <b>CUSTOMER NAME :</b> ----	<h1 style="margin: 0;">STEEL</h1>
Surface Area : ----			
Volume : ----	<b>DRAWN BY :</b> jeide	<b>SCALE :</b> n/a	WARNING: SWIMMING POOLS CAN BE DANGEROUS WHEN USED IMPROPERLY CONSULT YOUR DEALER FOR SAFETY INFORMATION ON SAFE USE. IT IS THE RESPONSIBILITY OF TOWN OFFICIALS, BUILDERS AND THE HOMEOWNERS TO FOLLOW ALL SAFETY RECOMMENDATIONS OF ANSI/APSP, LOCAL ORDINANCES AND EQUIPMENT MANUFACTURERS.
DEPTH AND SHAPE OF POOL MEET MINIMUM STANDARDS OF THE INTERNATIONAL SWIMMING POOL AND SPA CODE 2018 FOR IN-GROUND SWIMMING POOLS. A MEANS ENTRY/EXIT FOR BOTH THE DEEP END AND THE SHALLOW END OF THE POOL MUST BE PROVIDED IN ACCORDANCE WITH THE 2018 INTERNATIONAL SWIMMING POOL AND SPA CODE SECTION 809. EQUIPOTENTIAL BONDING MUST BE PROVIDED IN ACCORDANCE WITH THE NATIONAL ELECTRICAL CODE NFPA 70. ALL A-FRAME BRACES ARE TO BE MOUNDED WITH MINIMUM 8 INCH DEEP POURED 2500 P.S.I. CONCRETE COLLAR AROUND ENTIRE PERIMETER OF POOL. NO DIVING LABELS ARE TO BE INSTALLED AROUND THE PERIMETER OF POOL AS REQUIRED. SUCTION ENTRAPMENT AVOIDANCE IS TO BE INSTALLED IN ACCORDANCE WITH ANSI/APSP/ICC-7. ALL WORK NOT SPECIFICALLY SHOWN IS TO BE DONE IN ACCORDANCE WITH THE REQUIREMENTS OF THE 2018 INTERNATIONAL SWIMMING POOL AND SPA CODE AND ALL OTHER APPLICABLE CODES.			

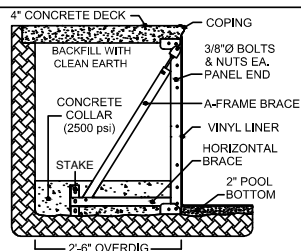
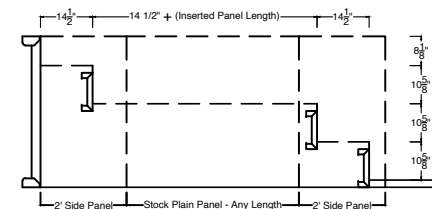
**04VS182R-24B**

\*\*\*BEAD RECEIVER IS REQUIRED FOR SIDES OF SUNDECK AND MUST BE ORDERED SEPARATELY BASED ON QTY NEEDED\*\*\*



**SPECIAL 18' NEXUS STAIR w/ SPLIT SIDE PANELS**  
 \*\*\* Stair can be installed with additional stock panels to create a Sundeck Area at the 2nd tread level - Installer MUST provide correct tread size for liner manufacturing \*\*\*

**STAIR w/ 2ND TREAD LEVEL SUNDECK**



**FILE NUMBER : 04VS182R-24B**

Perimeter : ----

Surface Area : ----

Volume : ----

DRAWN BY: jeide

SCALE: n/a

THIS POOL CONFORMS TO CURRENT APSP/ANSI/ICC-5 2011 & ISPC 2015 STANDARDS FOR RESIDENTIAL INGROUND SWIMMING POOLS

33 Wade Rd.  
 Latham, NY 12110  
 phn: 518-786-1200  
 fax: 518-786-0954

**Imperial POOLS**

**CUSTOMER SIGNATURE REQUIRED** \_\_\_\_\_

DATE \_\_\_\_\_

DEALER NAME : ----

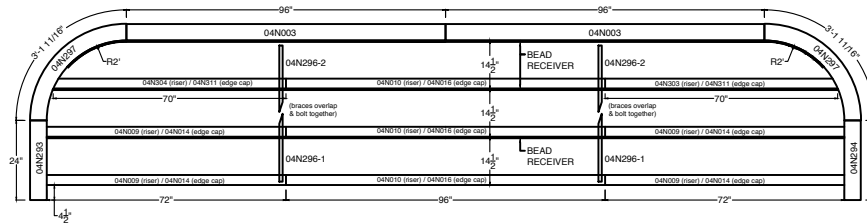
CUSTOMER NAME : ----

**STEEL**

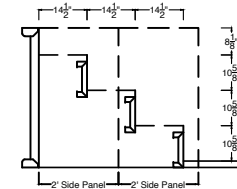
DEPTH AND SHAPE OF POOL MEET MINIMUM STANDARDS OF THE INTERNATIONAL SWIMMING POOL AND SPA CODE 2018 FOR IN-GROUND SWIMMING POOLS. A MEANS ENTRY/EXIT FOR BOTH THE DEEP END AND THE SHALLOW END OF THE POOL MUST BE PROVIDED IN ACCORDANCE WITH THE 2018 INTERNATIONAL SWIMMING POOL AND SPA CODE SECTION 809. EQUIPOTENTIAL BONDING MUST BE PROVIDED IN ACCORDANCE WITH THE NATIONAL ELECTRICAL CODE NFPA 70. ALL A-FRAME BRACES ARE TO BE MOUNDED WITH MINIMUM 8 INCH DEEP POURED 2500 P.S.I. CONCRETE COLLAR AROUND ENTIRE PERIMETER OF POOL. NO DIVING LABELS ARE TO BE INSTALLED AROUND THE PERIMETER OF POOL AS REQUIRED. SUCTION ENTRAPMENT AVOIDANCE IS TO BE INSTALLED IN ACCORDANCE WITH ANSI/APSP/ICC-7. ALL WORK NOT SPECIFICALLY SHOWN IS TO BE DONE IN ACCORDANCE WITH THE REQUIREMENTS OF THE 2018 INTERNATIONAL SWIMMING POOL AND SPA CODE AND ALL OTHER APPLICABLE CODES.



04VS202R-24B

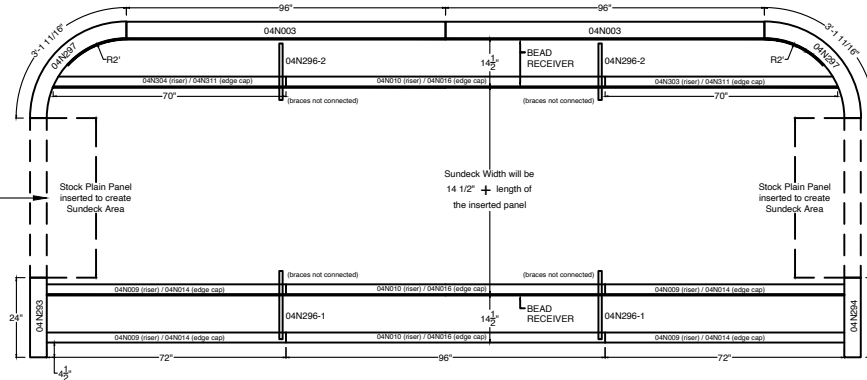


STANDARD STAIR



04VS202R-24B

STAIR w/ 2ND TREAD LEVEL SUNDECK



\*\*\*BEAD RECEIVER IS REQUIRED FOR SIDES OF SUNDECK AND MUST BE ORDERED SEPARATELY BASED ON QTY NEEDED\*\*\*

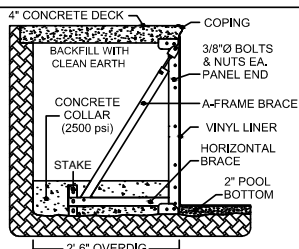
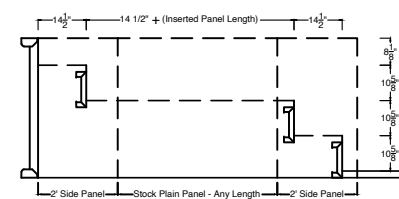
Stock Plain Panel inserted to create Sundeck Area

Sundeck Width will be 14 1/2" + length of the inserted panel

Stock Plain Panel inserted to create Sundeck Area

SPECIAL 20' NEXUS STAIR w/ SPLIT SIDE PANELS

\*\*\* Stair can be installed with additional stock panels to create a Sundeck Area at the 2nd tread level - Installer MUST provide correct tread size for liner manufacturing \*\*\*



FILE NUMBER : 04VS202R-24B

Perimeter : ----

Surface Area : ----

Volume : ----

DRAWN BY : jeide

SCALE n/a

33 Wade Rd.  
Latham, NY 12110  
phn: 518-786-1200  
fax: 518-786-0954

THIS POOL CONFORMS TO CURRENT APSP/ANSI/ICC-5 2011 & ISPC 2015 STANDARDS FOR RESIDENTIAL INGROUND SWIMMING POOLS



WARNING: SWIMMING POOLS CAN BE DANGEROUS WHEN USED IMPROPERLY CONSULT YOUR DEALER FOR SAFETY INFORMATION ON SAFE USE. IT IS THE RESPONSIBILITY OF TOWN OFFICIALS, BUILDERS AND THE HOMEOWNERS TO FOLLOW ALL SAFETY RECOMMENDATIONS OF ANSI/APSP, LOCAL ORDINANCES AND EQUIPMENT MANUFACTURERS.

CUSTOMER SIGNATURE REQUIRED

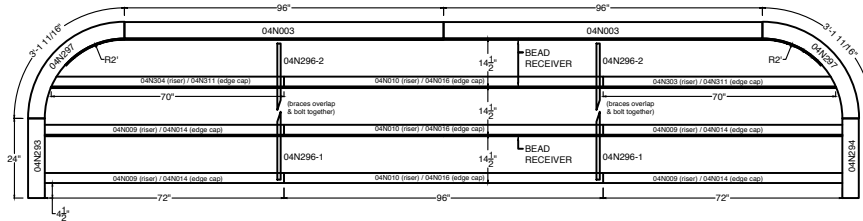
DATE

DEALER NAME : ----  
CUSTOMER NAME : ----

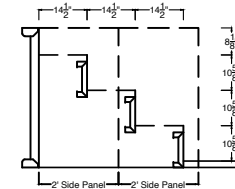
**STEEL**

DEPTH AND SHAPE OF POOL MEET MINIMUM STANDARDS OF THE INTERNATIONAL SWIMMING POOL AND SPA CODE 2018 FOR IN-GROUND SWIMMING POOLS. A MEANS ENTRY/EXIT FOR BOTH THE DEEP END AND THE SHALLOW END OF THE POOL MUST BE PROVIDED IN ACCORDANCE WITH THE 2018 INTERNATIONAL SWIMMING POOL AND SPA CODE SECTION 809. EQUIPOTENTIAL BONDING MUST BE PROVIDED IN ACCORDANCE WITH THE NATIONAL ELECTRICAL CODE NFPA 70. ALL A-FRAME BRACES ARE TO BE MOUNDED WITH MINIMUM 8 INCH DEEP POURED 2500 P.S.I. CONCRETE COLLAR AROUND ENTIRE PERIMETER OF POOL. NO DIVING LABELS ARE TO BE INSTALLED AROUND THE PERIMETER OF POOL AS REQUIRED. SUCTION ENTRAPMENT AVOIDANCE IS TO BE INSTALLED IN ACCORDANCE WITH ANSI/APSP/ICC-7. ALL WORK NOT SPECIFICALLY SHOWN IS TO BE DONE IN ACCORDANCE WITH THE REQUIREMENTS OF THE 2018 INTERNATIONAL SWIMMING POOL AND SPA CODE AND ALL OTHER APPLICABLE CODES.

04VS202R-24B

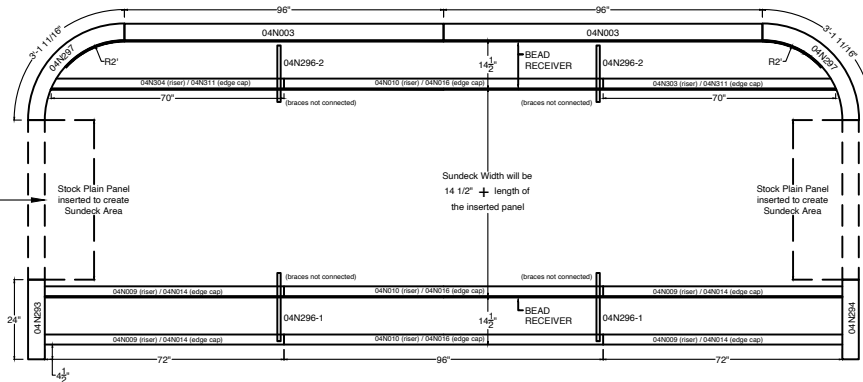


STANDARD STAIR



04VS202R-24B

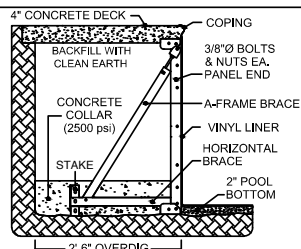
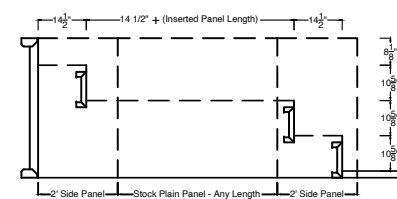
STAIR w/ 2ND TREAD LEVEL SUNDECK



\*\*\*BEAD RECEIVER IS REQUIRED FOR SIDES OF SUNDECK AND MUST BE ORDERED SEPARATELY BASED ON QTY NEEDED\*\*\*

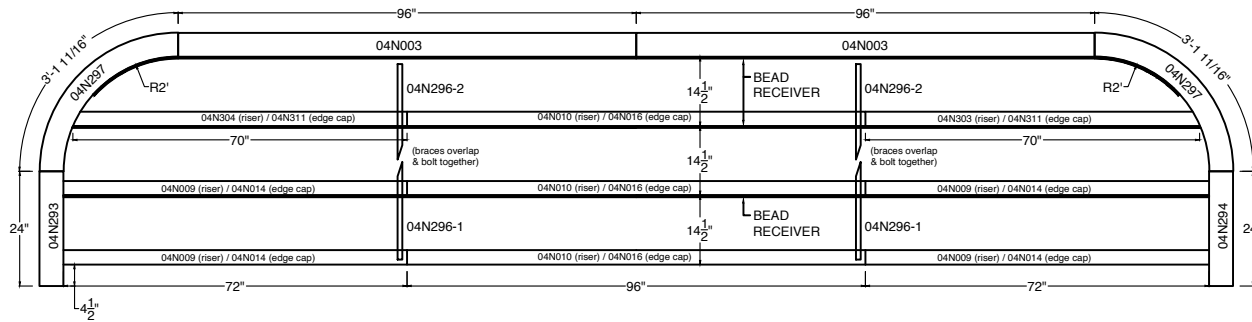
SPECIAL 20' NEXUS STAIR w/ SPLIT SIDE PANELS

\*\*\* Stair can be installed with additional stock panels to create a Sundeck Area at the 2nd tread level - Installer MUST provide correct tread size for liner manufacturing \*\*\*

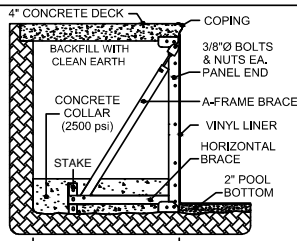
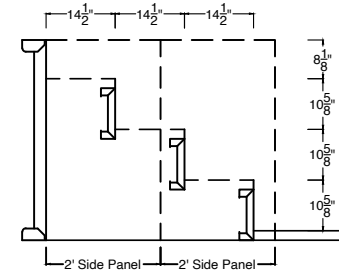


<b>FILE NUMBER : 04VS202R-24B</b>		THIS POOL CONFORMS TO CURRENT <u>APSP/ANSI/ICC-5 2011 &amp; ISPC5 2015</u> STANDARDS FOR RESIDENTIAL INGROUND SWIMMING POOLS		<b>CUSTOMER SIGNATURE REQUIRED</b>		<b>DATE</b>	
Perimeter : ----		33 Wade Rd. Latham, NY 12110 phn: 518-786-1200		<b>DEALER NAME :</b> ----		<b>STEEL</b>	
Surface Area : ----		phn: 518-786-1200 fax: 518-786-0954		<b>CUSTOMER NAME :</b> ----			
Volume : ----		DRAWN BY: jeide		WARNING: SWIMMING POOLS CAN BE DANGEROUS WHEN USED IMPROPERLY CONSULT YOUR DEALER FOR SAFETY INFORMATION ON SAFE USE. IT IS THE RESPONSIBILITY OF TOWN OFFICIALS, BUILDERS AND THE HOMEOWNERS TO FOLLOW ALL SAFETY RECOMMENDATIONS OF ANSI/APSP, LOCAL ORDINANCES AND EQUIPMENT MANUFACTURERS.			
SCALE: n/a							
<small>DEPTH AND SHAPE OF POOL MEET MINIMUM STANDARDS OF THE INTERNATIONAL SWIMMING POOL AND SPA CODE 2018 FOR IN-GROUND SWIMMING POOLS. A MEANS ENTRY/EXIT FOR BOTH THE DEEP END AND THE SHALLOW END OF THE POOL MUST BE PROVIDED IN ACCORDANCE WITH THE 2018 INTERNATIONAL SWIMMING POOL AND SPA CODE SECTION 809. EQUIPMENTAL BONDING MUST BE PROVIDED IN ACCORDANCE WITH THE NATIONAL ELECTRICAL CODE NFPA 70. ALL A-FRAME BRACES ARE TO BE MOUNDED WITH MINIMUM 8 INCH DEEP POURED 2500 P.S.I. CONCRETE COLLAR AROUND ENTIRE PERIMETER OF POOL. NO DIVING LABELS ARE TO BE INSTALLED AROUND THE PERIMETER OF POOL AS REQUIRED. SUCTION ENTRAPMENT AVOIDANCE IS TO BE INSTALLED IN ACCORDANCE WITH ANSI/APSP/ICC-7. ALL WORK NOT SPECIFICALLY SHOWN IS TO BE DONE IN ACCORDANCE WITH THE REQUIREMENTS OF THE 2018 INTERNATIONAL SWIMMING POOL AND SPA CODE AND ALL OTHER APPLICABLE CODES.</small>							

# 04VS202R-24B



## STANDARD STAIR



**FILE NUMBER :** 04VS202R-24B

Perimeter : ----

Surface Area : ----

Volume : ----

DRAWN BY: jeide

SCALE: n/a

33 Wade Rd.  
Latham, NY 12110  
phn: 518-786-1200  
fax: 518-786-0954

THIS POOL CONFORMS TO CURRENT  
APSP/ANSI/ICC-5 2011 & ISPS 2015  
STANDARDS FOR RESIDENTIAL  
INGROUND SWIMMING POOLS



**CUSTOMER SIGNATURE REQUIRED**

**DATE**

DEALER : ----  
NAME : ----  
CUSTOMER : ----  
NAME : ----

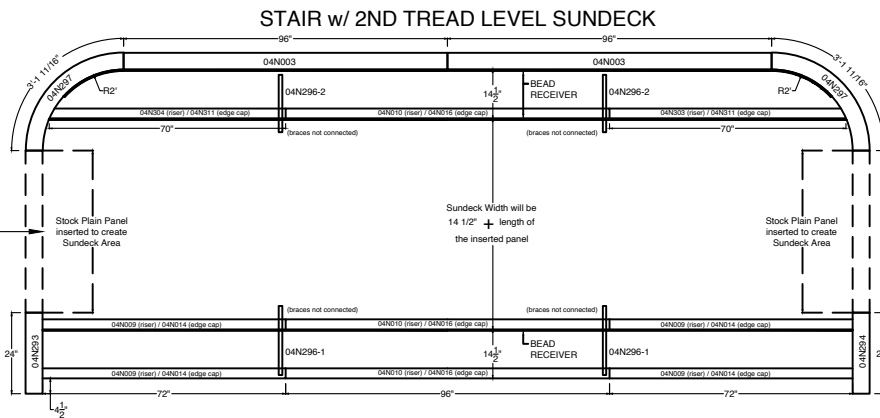
# STEEL

WARNING: SWIMMING POOLS CAN BE DANGEROUS WHEN USED IMPROPERLY CONSULT YOUR DEALER FOR SAFETY INFORMATION ON SAFE USE. IT IS THE RESPONSIBILITY OF TOWN OFFICIALS, BUILDERS AND THE HOMEOWNERS TO FOLLOW ALL SAFETY RECOMMENDATIONS OF ANSI/APSP, LOCAL ORDINANCES AND EQUIPMENT MANUFACTURERS.

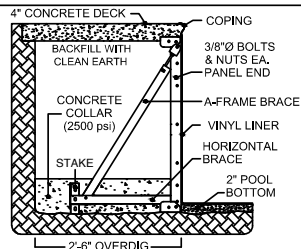
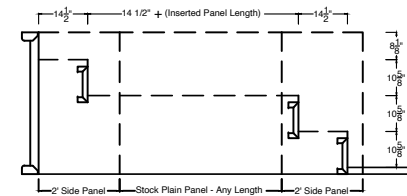
DEPTH AND SHAPE OF POOL MEET MINIMUM STANDARDS OF THE INTERNATIONAL SWIMMING POOL AND SPA CODE 2018 FOR IN-GROUND SWIMMING POOLS. A MEANS ENTRY/EXIT FOR BOTH THE DEEP END AND THE SHALLOW END OF THE POOL MUST BE PROVIDED IN ACCORDANCE WITH THE 2018 INTERNATIONAL SWIMMING POOL AND SPA CODE SECTION 809. EQUIPOTENTIAL BONDING MUST BE PROVIDED IN ACCORDANCE WITH THE NATIONAL ELECTRICAL CODE NFPA 70. ALL A-FRAME BRACES ARE TO BE MOUNTED WITH MINIMUM 8 INCH DEEP POURED 2500 P.S.I. CONCRETE COLLAR AROUND ENTIRE PERIMETER OF POOL. NO DIVING LABELS ARE TO BE INSTALLED AROUND THE PERIMETER OF POOL AS REQUIRED. SUCTION ENTRAPMENT AVOIDANCE IS TO BE INSTALLED IN ACCORDANCE WITH ANSI/APSP/ICC-7. ALL WORK NOT SPECIFICALLY SHOWN IS TO BE DONE IN ACCORDANCE WITH THE REQUIREMENTS OF THE 2018 INTERNATIONAL SWIMMING POOL AND SPA CODE AND ALL OTHER APPLICABLE CODES.

04VS202R-24B

\*\*\*BEAD RECEIVER IS REQUIRED FOR SIDES OF SUNDECK AND MUST BE ORDERED SEPARATELY BASED ON QTY NEEDED\*\*\*



**SPECIAL 20' NEXUS STAIR w/ SPLIT SIDE PANELS**  
 \*\*\* Stair can be installed with additional stock panels to create a Sundeck Area at the 2nd tread level - Installer MUST provide correct tread size for liner manufacturing \*\*\*

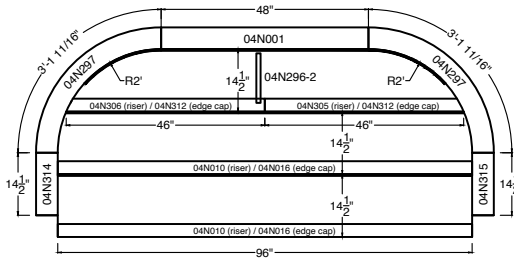


<b>FILE NUMBER :</b> 04VS202R-24B		THIS POOL CONFORMS TO CURRENT <i>APSP/ANSI/ICC-5 2011 &amp; ISPC 2015</i> STANDARDS FOR RESIDENTIAL INGROUND SWIMMING POOLS		<b>CUSTOMER SIGNATURE REQUIRED</b>		<b>DATE</b>	
Perimeter : ----		33 Wade Rd. Latham, NY 12110 phn: 518-786-1200		<b>DEALER NAME :</b> ----		<b>STEEL</b>	
Surface Area : ----		phn: 518-786-0954		<b>CUSTOMER NAME :</b> ----			
Volume : ----		DRAWN BY: jeide		SCALE: n/a		WARNING: SWIMMING POOLS CAN BE DANGEROUS WHEN USED IMPROPERLY CONSULT YOUR DEALER FOR SAFETY INFORMATION ON SAFE USE. IT IS THE RESPONSIBILITY OF TOWN OFFICIALS, BUILDERS AND THE HOMEOWNERS TO FOLLOW ALL SAFETY RECOMMENDATIONS OF ANSI/APSP, LOCAL ORDINANCES AND EQUIPMENT MANUFACTURERS.	
<small>DEPTH AND SHAPE OF POOL MEET MINIMUM STANDARDS OF THE INTERNATIONAL SWIMMING POOL AND SPA CODE 2018 FOR IN-GROUND SWIMMING POOLS. A MEANS ENTRY/EXIT FOR BOTH THE DEEP END AND THE SHALLOW END OF THE POOL MUST BE PROVIDED IN ACCORDANCE WITH THE 2018 INTERNATIONAL SWIMMING POOL AND SPA CODE SECTION 809. EQUIPOTENTIAL BONDING MUST BE PROVIDED IN ACCORDANCE WITH THE NATIONAL ELECTRICAL CODE NFPA 70. ALL A-FRAME BRACES ARE TO BE MOUNDED WITH MINIMUM 8 INCH DEEP POURED 2500 P.S.I. CONCRETE COLLAR AROUND ENTIRE PERIMETER OF POOL. NO DIVING LABELS ARE TO BE INSTALLED AROUND THE PERIMETER OF POOL AS REQUIRED. SUCTION ENTRAPMENT AVOIDANCE IS TO BE INSTALLED IN ACCORDANCE WITH ANSI/APSP/ICC-7. ALL WORK NOT SPECIFICALLY SHOWN IS TO BE DONE IN ACCORDANCE WITH THE REQUIREMENTS OF THE 2018 INTERNATIONAL SWIMMING POOL AND SPA CODE AND ALL OTHER APPLICABLE CODES.</small>							

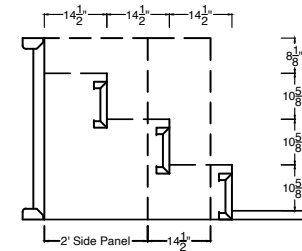
# External or Flush Side Stairs With Variable Sundeck 2' Radius Corners



**04VS082R-14B**

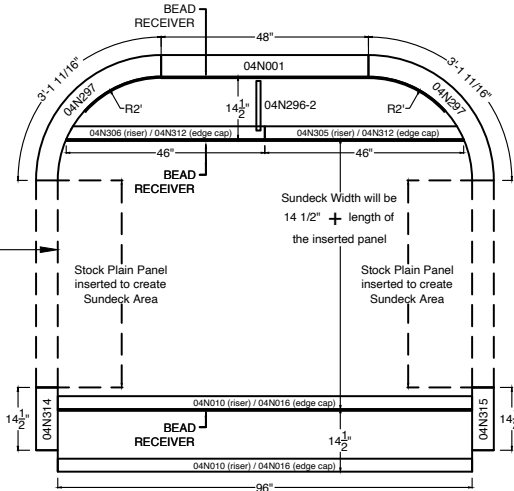


**STANDARD STAIR**



**04VS082R-14B**

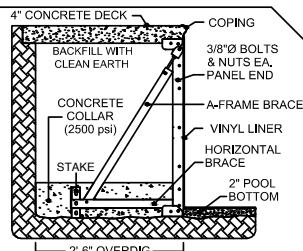
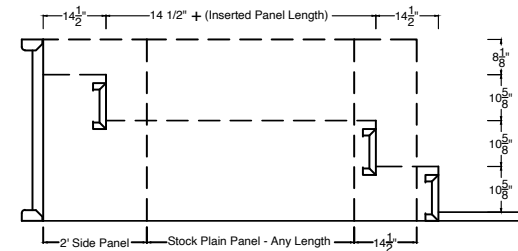
**STAIR w/ 2ND TREAD LEVEL SUNDECK**



\*\*\*BEAD RECEIVER IS REQUIRED FOR SIDES OF SUNDECK AND MUST BE ORDERED SEPARATELY BASED ON QTY NEEDED\*\*\*

**SPECIAL 8' NEXUS VARIABLE STAIR w/ SPLIT SIDE PANELS**

\*\*\* Stair can be installed with additional stock panels to create a Sundeck Area at the 2nd tread level - Installer MUST provide correct tread size for liner manufacturing \*\*\*



**FILE NUMBER : 04VS082R-14B**

Perimeter : ----

Surface Area : ----

Volume : ----

DRAWN BY : jeide

SCALE : n/a

THIS POOL CONFORMS TO APSP/ANSI/ICC-5 2011 STANDARDS FOR RESIDENTIAL INGROUND SWIMMING POOLS



33 Wade Rd.  
Latham, NY 12110  
phn: 518-786-1200  
fax: 518-786-0954

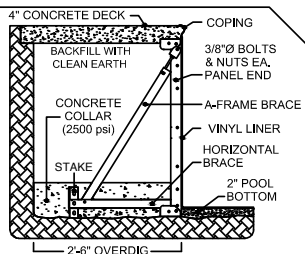
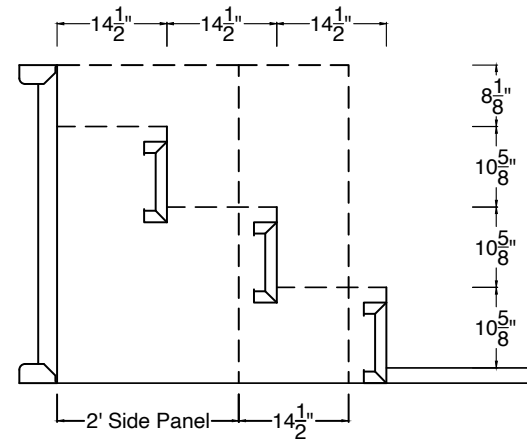
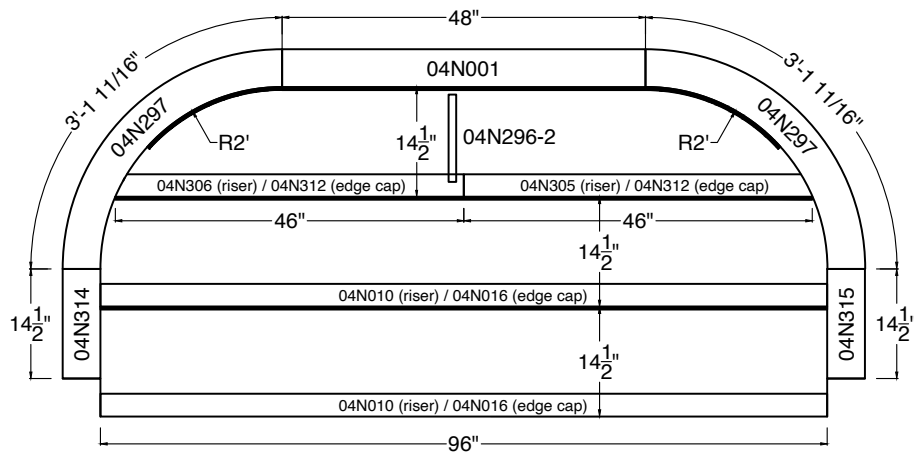
CUSTOMER SIGNATURE REQUIRED

DATE

DEALER NAME : ----  
CUSTOMER NAME : ----

# 04VS082R-14B

## STANDARD STAIR



**FILE NUMBER :** 04VS082R-14B

**Perimeter :** ----

**Surface Area :** ----

**Volume :** ----

**DRAWN BY :** jeide **SCALE :** n/a

THIS POOL CONFORMS TO  
**APSP/ANSI/ICC-5 2011** STANDARDS  
FOR RESIDENTIAL INGROUND  
SWIMMING POOLS

33 Wade Rd.  
Latham, NY 12110  
phn: 518-786-1200  
fax: 518-786-0954



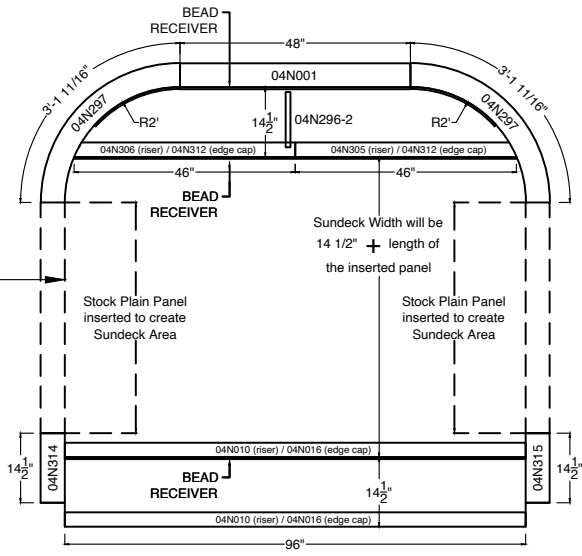
**CUSTOMER SIGNATURE REQUIRED**

**DATE**

**DEALER NAME :** ----  
**CUSTOMER NAME :** ----

**04VS082R-14B**

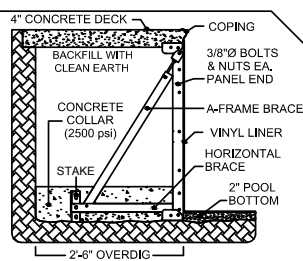
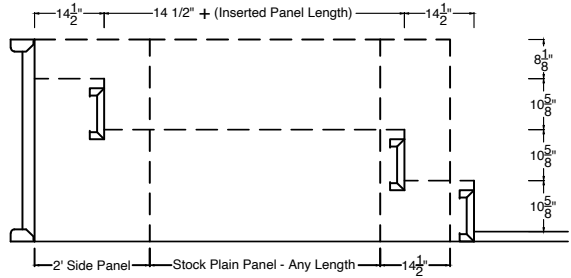
**STAIR w/ 2ND TREAD LEVEL SUNDECK**



\*\*\*BEAD RECEIVER IS REQUIRED FOR SIDES OF SUNDECK AND MUST BE ORDERED SEPARATELY BASED ON QTY NEEDED\*\*\*

**SPECIAL 8' NEXUS VARIABLE STAIR w/ SPLIT SIDE PANELS**

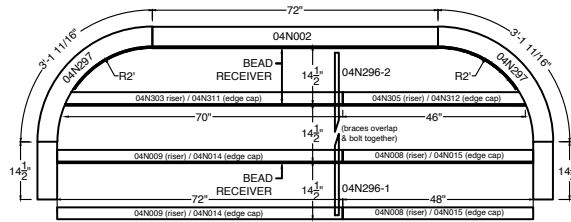
\*\*\* Stair can be installed with additional stock panels to create a Sundeck Area at the 2nd tread level - Installer MUST provide correct tread size for liner manufacturing \*\*\*



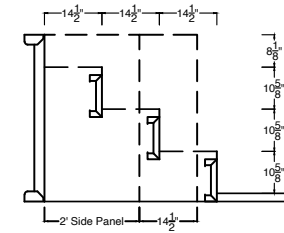
<b>FILE NUMBER :</b> 04VS082R-14B	THIS POOL CONFORMS TO <b>APSP/ANSI/ICC-5 2011</b> STANDARDS FOR RESIDENTIAL INGROUND SWIMMING POOLS	<b>CUSTOMER SIGNATURE REQUIRED</b>	<b>DATE</b>
Perimeter : ----		<b>DEALER NAME :</b> ----	
Surface Area : ----	33 Wade Rd. Latham, NY 12110 phn: 518-786-1200	<b>CUSTOMER NAME :</b> ----	
Volume : ----			
DRAWN BY : jeide		SCALE : n/a	
	fax: 518-786-0954		



**04VS102R-14B**

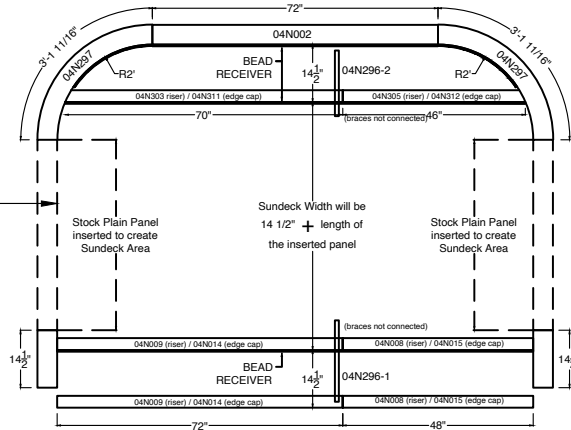


**STANDARD STAIR**



**04VS102R-14B**

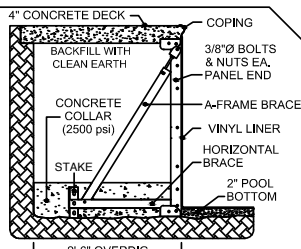
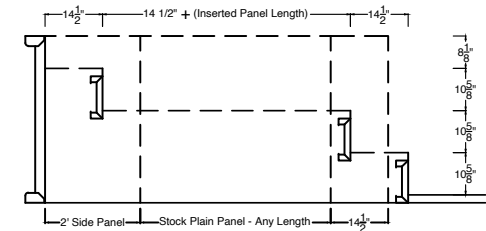
**STAIR w/ 2ND TREAD LEVEL SUNDECK**



\*\*\*BEAD RECEIVER IS REQUIRED FOR SIDES OF SUNDECK AND MUST BE ORDERED SEPARATELY BASED ON QTY NEEDED\*\*\*

**SPECIAL 10' NEXUS VARIABLE STAIR w/ SPLIT SIDE PANELS**

\*\*\* Stair can be installed with additional stock panels to create a Sundeck Area at the 2nd tread level - Installer MUST provide correct tread size for liner manufacturing \*\*\*



**FILE NUMBER : 04VS102R-14B**

Perimeter :

Surface Area :

Volume :

DRAWN BY : jeide

SCALE

33 Wade Rd.  
Latham, NY 12110  
phn: 518-786-1200  
fax: 518-786-0954



THIS POOL CONFORMS TO CURRENT APSP/ANSI/ICC-5 2011 & ISPSC 2015 STANDARDS FOR RESIDENTIAL INGROUND SWIMMING POOLS

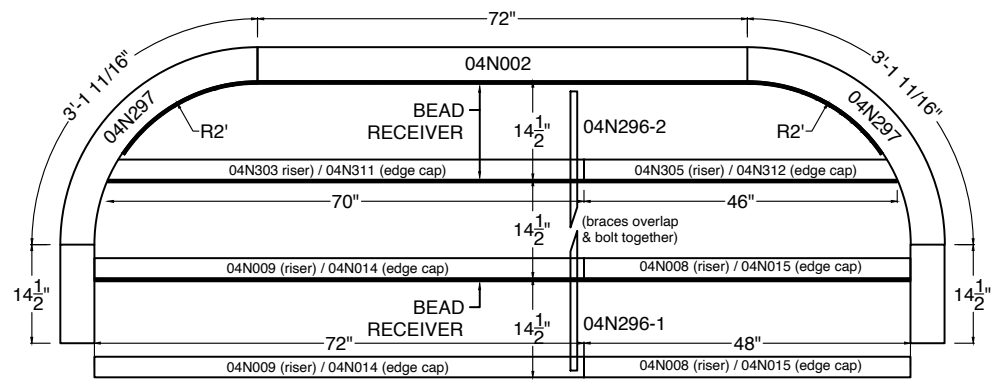
**CUSTOMER SIGNATURE REQUIRED**

**DATE**

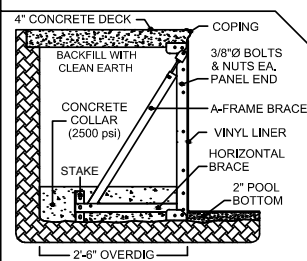
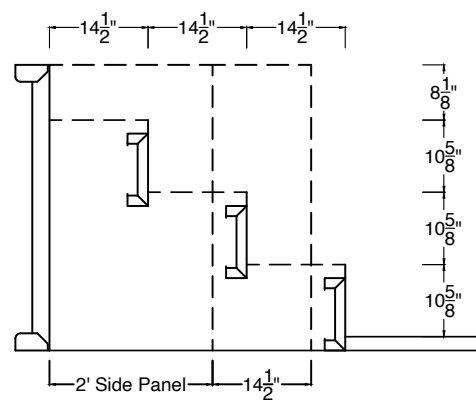
**DEALER NAME :**

**CUSTOMER NAME :**

# 04VS102R-14B



## STANDARD STAIR



<b>FILE NUMBER :</b> 04VS102R-14B
Perimeter :
Surface Area :
Volume :
DRAWN BY : jeide

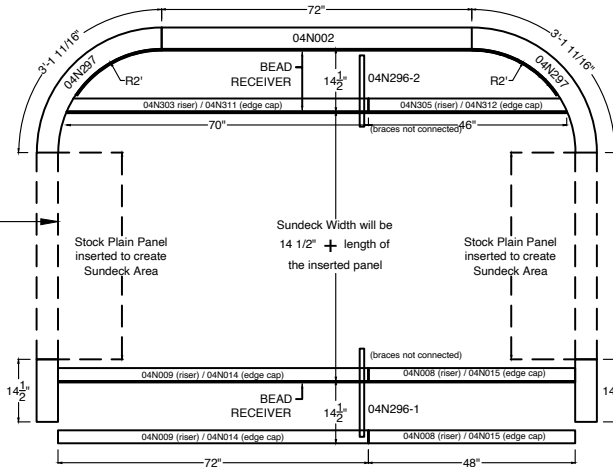
33 Wade Rd.  
Latham, NY 12110  
phn: 518-786-1200  
fax: 518-786-0954

THIS POOL CONFORMS TO CURRENT **APSP/ANSI/ICC-5 2011 & ISPSC 2015** STANDARDS FOR RESIDENTIAL INGROUND SWIMMING POOLS

<b>CUSTOMER SIGNATURE REQUIRED</b>	<b>DATE</b>
<b>DEALER NAME :</b>	
<b>CUSTOMER NAME :</b>	

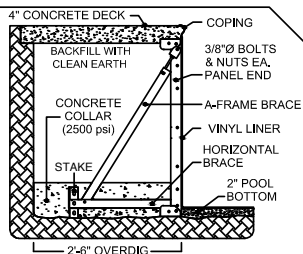
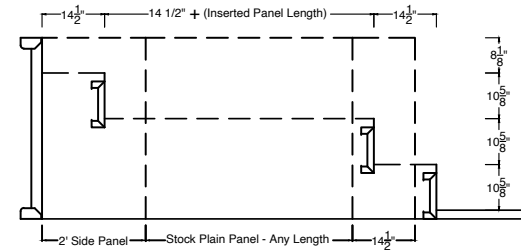
**04VS102R-14B**

**STAIR w/ 2ND TREAD LEVEL SUNDECK**



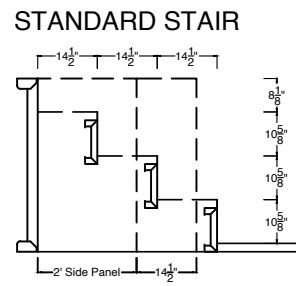
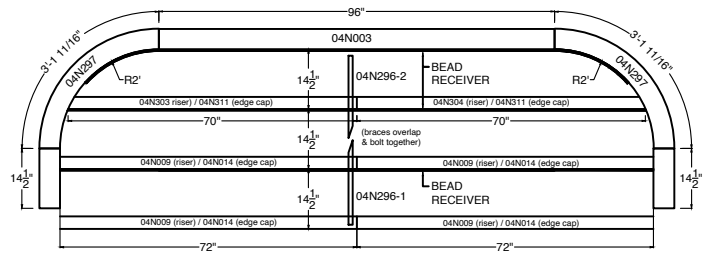
\*\*\*BEAD RECEIVER IS REQUIRED FOR SIDES OF SUNDECK AND MUST BE ORDERED SEPARATELY BASED ON QTY NEEDED\*\*\*

**SPECIAL 10' NEXUS VARIABLE STAIR w/ SPLIT SIDE PANELS**  
 \*\*\* Stair can be installed with additional stock panels to create a Sundeck Area at the 2nd tread level - Installer MUST provide correct tread size for liner manufacturing \*\*\*



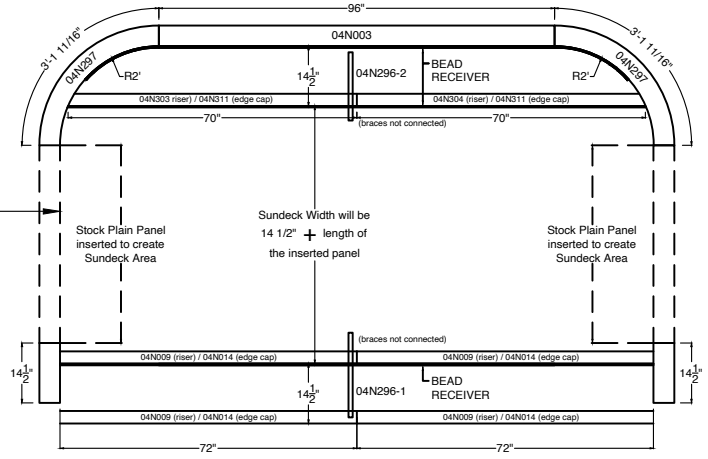
<b>FILE NUMBER :</b> 04VS102R-14B	THIS POOL CONFORMS TO CURRENT <b>APSP/ANSI/ICC-5 2011 &amp; ISPSC 2015</b> STANDARDS FOR RESIDENTIAL INGROUND SWIMMING POOLS	<b>CUSTOMER SIGNATURE REQUIRED</b>	<b>DATE</b>
<b>Perimeter :</b>	33 Wade Rd. Latham, NY 12110 phn: 518-786-1200 fax: 518-786-0954	<b>DEALER NAME :</b>	<b>CUSTOMER NAME :</b>
<b>Surface Area :</b>			
<b>Volume :</b>			
<b>DRAWN BY :</b> jeide			
<b>SCALE</b>			

**04VS122R-14B**



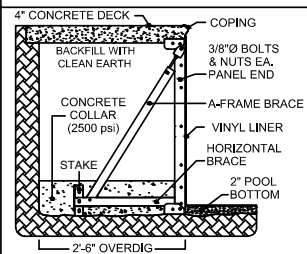
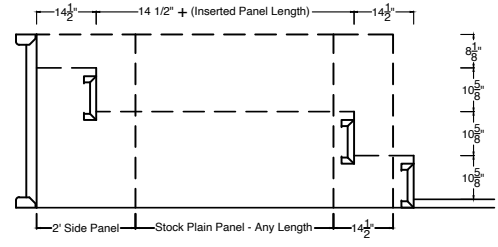
**04VS122R-14B**

**STAIR w/ 2ND TREAD LEVEL SUNDECK**



\*\*\*BEAD RECEIVER IS REQUIRED FOR SIDES OF SUNDECK AND MUST BE ORDERED SEPARATELY BASED ON QTY NEEDED\*\*\*

**SPECIAL 12' NEXUS VARIABLE STAIR w/ SPLIT SIDE PANELS**  
 \*\*\* Stair can be installed with additional stock panels to create a Sundeck Area at the 2nd tread level - Installer MUST provide correct tread size for liner manufacturing \*\*\*



**FILE NUMBER : 04VS122R-14B**

Perimeter : ----

Surface Area : ----

Volume : ----

DRAWN BY: jeide

SCALE: n/a

THIS POOL CONFORMS TO CURRENT APSP/ANSI/ICC-5 2011 & ISPC 2015 STANDARDS FOR RESIDENTIAL INGROUND SWIMMING POOLS

33 Wade Rd.  
 Latham, NY 12110  
 phn: 518-786-1200  
 fax: 518-786-0954

**Imperial POOLS**

**CUSTOMER SIGNATURE REQUIRED**

DATE

DEALER NAME : ----

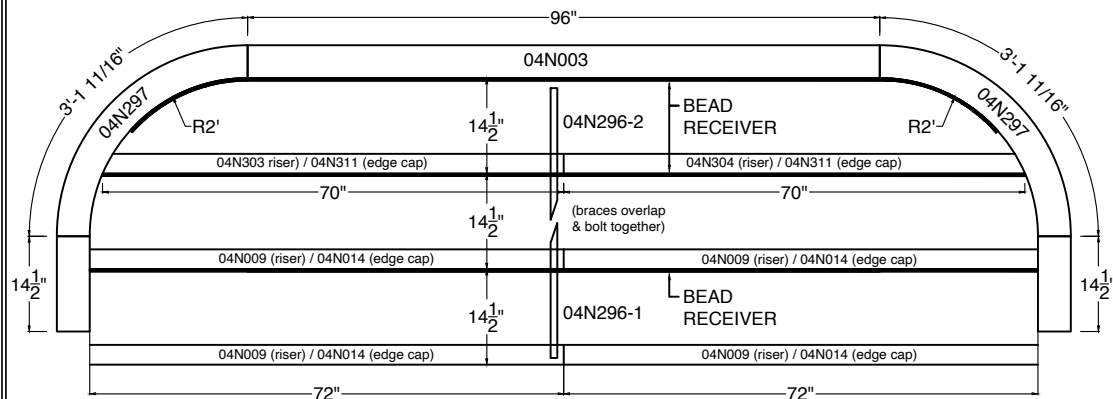
CUSTOMER NAME : ----

**STEEL**

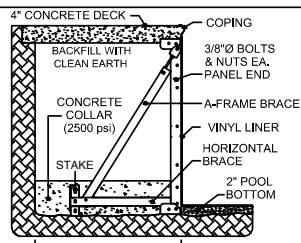
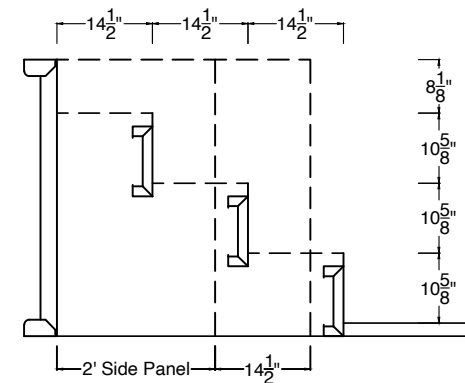
WARNING: SWIMMING POOLS CAN BE DANGEROUS WHEN USED IMPROPERLY CONSULT YOUR DEALER FOR SAFETY INFORMATION ON SAFE USE. IT IS THE RESPONSIBILITY OF TOWN OFFICIALS, BUILDERS AND THE HOMEOWNERS TO FOLLOW ALL SAFETY RECOMMENDATIONS OF ANSI/APSP, LOCAL ORDINANCES AND EQUIPMENT MANUFACTURERS.

DEPTH AND SHAPE OF POOL MEET MINIMUM STANDARDS OF THE INTERNATIONAL SWIMMING POOL AND SPA CODE 2018 FOR IN-GROUND SWIMMING POOLS. A MEANS ENTRY/EXIT FOR BOTH THE DEEP END AND THE SHALLOW END OF THE POOL MUST BE PROVIDED IN ACCORDANCE WITH THE 2018 INTERNATIONAL SWIMMING POOL AND SPA CODE SECTION 809. EQUIPOTENTIAL BONDING MUST BE PROVIDED IN ACCORDANCE WITH THE NATIONAL ELECTRICAL CODE NFPA 70. ALL A-FRAME BRACES ARE TO BE MOUNDED WITH MINIMUM 8 INCH DEEP POURED 2500 P.S.I. CONCRETE COLLAR AROUND ENTIRE PERIMETER OF POOL. NO DIVING LABELS ARE TO BE INSTALLED AROUND THE PERIMETER OF POOL AS REQUIRED. SUCTION ENTRAPMENT AVOIDANCE IS TO BE INSTALLED IN ACCORDANCE WITH ANSI/APSP/ICC-7. ALL WORK NOT SPECIFICALLY SHOWN IS TO BE DONE IN ACCORDANCE WITH THE REQUIREMENTS OF THE 2018 INTERNATIONAL SWIMMING POOL AND SPA CODE AND ALL OTHER APPLICABLE CODES.

# 04VS122R-14B



## STANDARD STAIR

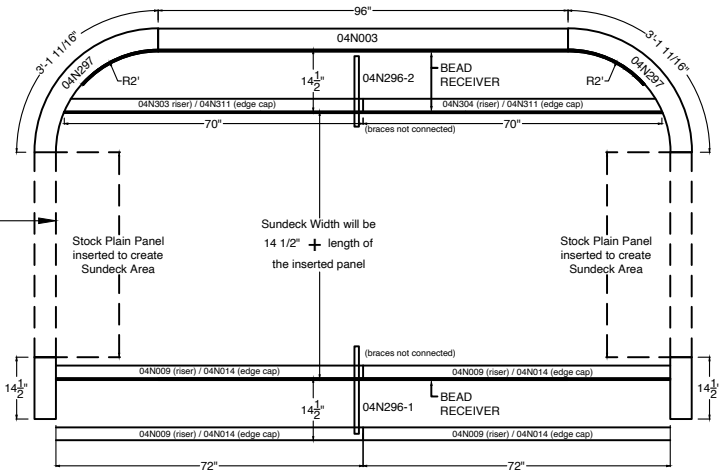


<b>FILE NUMBER :</b> 04VS122R-14B	<b>THIS POOL CONFORMS TO CURRENT APSP/ANSI/ICC-5 2011 &amp; ISPSC 2015 STANDARDS FOR RESIDENTIAL INGROUND SWIMMING POOLS</b>	<b>CUSTOMER SIGNATURE REQUIRED</b>	<b>DATE</b>
Perimeter : ----		<b>DEALER NAME :</b> ---- <b>CUSTOMER NAME :</b> ----	<h1 style="margin: 0;">STEEL</h1>
Surface Area : ----			
Volume : ----	<small>WARNING: SWIMMING POOLS CAN BE DANGEROUS WHEN USED IMPROPERLY CONSULT YOUR DEALER FOR SAFETY INFORMATION ON SAFE USE. IT IS THE RESPONSIBILITY OF TOWN OFFICIALS, BUILDERS AND THE HOMEOWNERS TO FOLLOW ALL SAFETY RECOMMENDATIONS OF ANSI/APSP, LOCAL ORDINANCES AND EQUIPMENT MANUFACTURERS.</small>		
DRAWN BY: jeide SCALE: n/a	<small>DEPTH AND SHAPE OF POOL MEET MINIMUM STANDARDS OF THE INTERNATIONAL SWIMMING POOL AND SPA CODE 2018 FOR IN-GROUND SWIMMING POOLS. A MEANS ENTRY/EXIT FOR BOTH THE DEEP END AND THE SHALLOW END OF THE POOL MUST BE PROVIDED IN ACCORDANCE WITH THE 2018 INTERNATIONAL SWIMMING POOL AND SPA CODE SECTION 809. EQUIPOTENTIAL BONDING MUST BE PROVIDED IN ACCORDANCE WITH THE NATIONAL ELECTRICAL CODE NFPA 70. ALL A-FRAME BRACES ARE TO BE MOUNDED WITH MINIMUM 8 INCH DEEP POURED 2500 P.S.I. CONCRETE COLLAR AROUND ENTIRE PERIMETER OF POOL. NO DIVING LABELS ARE TO BE INSTALLED AROUND THE PERIMETER OF POOL AS REQUIRED. SUCTION ENTRAPMENT AVOIDANCE IS TO BE INSTALLED IN ACCORDANCE WITH ANSI/APSP/ICC-7. ALL WORK NOT SPECIFICALLY SHOWN IS TO BE DONE IN ACCORDANCE WITH THE REQUIREMENTS OF THE 2018 INTERNATIONAL SWIMMING POOL AND SPA CODE AND ALL OTHER APPLICABLE CODES.</small>		

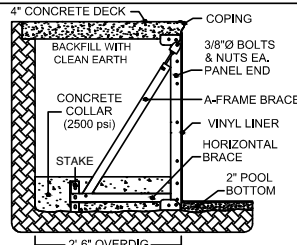
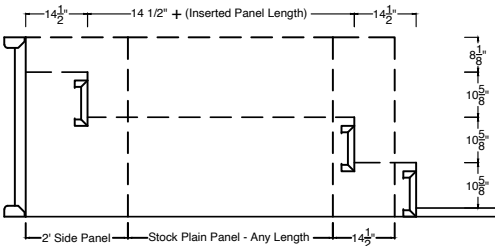
**04VS122R-14B**

\*\*\*BEAD RECEIVER IS REQUIRED FOR SIDES OF SUNDECK AND MUST BE ORDERED SEPARATELY BASED ON QTY NEEDED\*\*\*

**STAIR w/ 2ND TREAD LEVEL SUNDECK**



**SPECIAL 12' NEXUS VARIABLE STAIR w/ SPLIT SIDE PANELS**  
 \*\*\* Stair can be installed with additional stock panels to create a Sundeck Area at the 2nd tread level - Installer MUST provide correct tread size for liner manufacturing \*\*\*



**FILE NUMBER : 04VS122R-14B**

Perimeter : ----

Surface Area : ----

Volume : ----

DRAWN BY: jeide

SCALE: n/a

THIS POOL CONFORMS TO CURRENT APSP/ANSI/ICC-5 2011 & ISPCS 2015 STANDARDS FOR RESIDENTIAL INGROUND SWIMMING POOLS

33 Wade Rd.  
 Latham, NY 12110  
 phn: 518-786-1200  
 fax: 518-786-0954

**Imperial POOLS**

**CUSTOMER SIGNATURE REQUIRED** \_\_\_\_\_

DATE \_\_\_\_\_

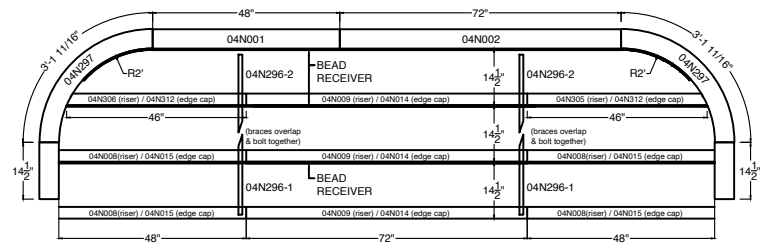
DEALER NAME: ----

CUSTOMER NAME: ----

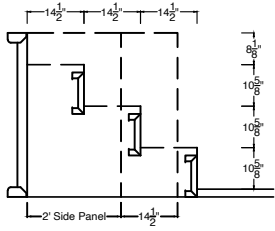
**STEEL**

DEPTH AND SHAPE OF POOL MEET MINIMUM STANDARDS OF THE INTERNATIONAL SWIMMING POOL AND SPA CODE 2018 FOR IN-GROUND SWIMMING POOLS. A MEANS ENTRY/EXIT FOR BOTH THE DEEP END AND THE SHALLOW END OF THE POOL MUST BE PROVIDED IN ACCORDANCE WITH THE 2018 INTERNATIONAL SWIMMING POOL AND SPA CODE SECTION 809. EQUIPOTENTIAL BONDING MUST BE PROVIDED IN ACCORDANCE WITH THE NATIONAL ELECTRICAL CODE NFPA 70. ALL A-FRAME BRACES ARE TO BE MOUNDED WITH MINIMUM 8 INCH DEEP POURED 2500 P.S.I. CONCRETE COLLAR AROUND ENTIRE PERIMETER OF POOL. NO DIVING LABELS ARE TO BE INSTALLED AROUND THE PERIMETER OF POOL AS REQUIRED. SUCTION ENTRAPMENT AVOIDANCE IS TO BE INSTALLED IN ACCORDANCE WITH ANSI/APSP/ICC-7. ALL WORK NOT SPECIFICALLY SHOWN IS TO BE DONE IN ACCORDANCE WITH THE REQUIREMENTS OF THE 2018 INTERNATIONAL SWIMMING POOL AND SPA CODE AND ALL OTHER APPLICABLE CODES.

**04VS142R-14B**

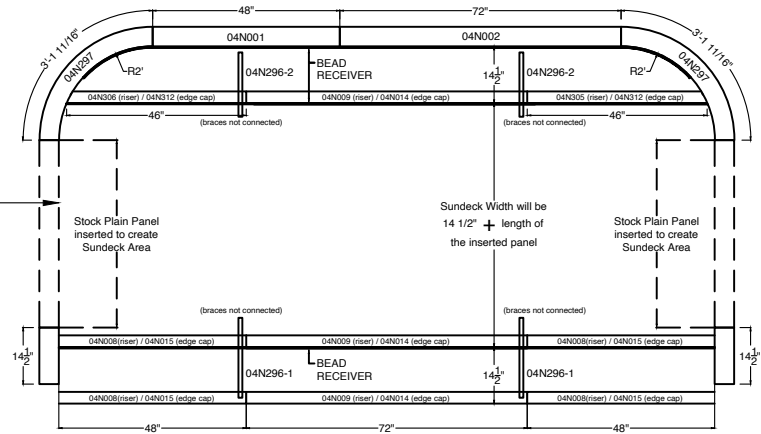


**STANDARD STAIR**



**04VS142R-14B**

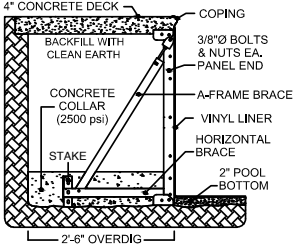
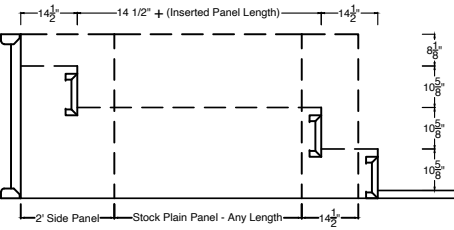
**STAIR w/ 2ND TREAD LEVEL SUNDECK**



\*\*\*BEAD RECEIVER IS REQUIRED FOR SIDES OF SUNDECK AND MUST BE ORDERED SEPARATELY BASED ON QTY NEEDED\*\*\*

**SPECIAL 14' NEXUS VARIABLE STAIR w/ SPLIT SIDE PANELS**

\*\*\* Stair can be installed with additional stock panels to create a Sundeck Area at the 2nd tread level - Installer MUST provide correct tread size for liner manufacturing \*\*\*



**FILE NUMBER : 04VS142R-14B**

Perimeter : ----

Surface Area : ----

Volume : ----

DRAWN BY: jeide SCALE: n/a

33 Wade Rd.  
Latham, NY 12110  
phn: 518-786-1200  
fax: 518-786-0954

THIS POOL CONFORMS TO CURRENT APSP/ANSI/ICC-5 2011 & ISPC 2015 STANDARDS FOR RESIDENTIAL INGROUND SWIMMING POOLS



WARNING: SWIMMING POOLS CAN BE DANGEROUS WHEN USED IMPROPERLY CONSULT YOUR DEALER FOR SAFETY INFORMATION ON SAFE USE. IT IS THE RESPONSIBILITY OF TOWN OFFICIALS, BUILDERS AND THE HOMEOWNERS TO FOLLOW ALL SAFETY RECOMMENDATIONS OF ANSI/APSP, LOCAL ORDINANCES AND EQUIPMENT MANUFACTURERS.

**CUSTOMER SIGNATURE REQUIRED**

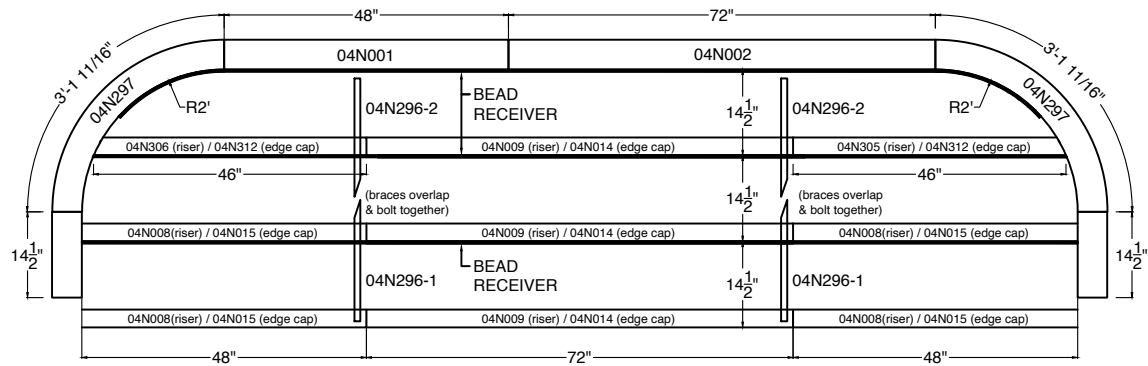
**DATE**

DEALER NAME : ----  
CUSTOMER NAME : ----

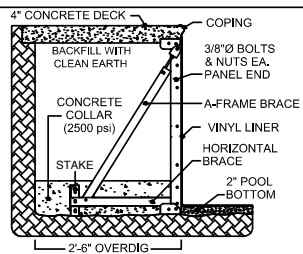
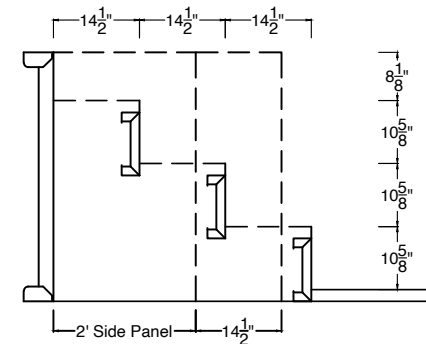
**STEEL**

DEPTH AND SHAPE OF POOL MEET MINIMUM STANDARDS OF THE INTERNATIONAL SWIMMING POOL AND SPA CODE 2018 FOR IN-GROUND SWIMMING POOLS. A MEANS ENTRY/EXIT FOR BOTH THE DEEP END AND THE SHALLOW END OF THE POOL MUST BE PROVIDED IN ACCORDANCE WITH THE 2018 INTERNATIONAL SWIMMING POOL AND SPA CODE SECTION 809. EQUIPOTENTIAL BONDING MUST BE PROVIDED IN ACCORDANCE WITH THE NATIONAL ELECTRICAL CODE NFPA 70. ALL A-FRAME BRACES ARE TO BE MOUNTED WITH MINIMUM 8 INCH DEEP POURED 2500 P.S.I. CONCRETE COLLAR AROUND ENTIRE PERIMETER OF POOL. NO DIVING LABELS ARE TO BE INSTALLED AROUND THE PERIMETER OF POOL AS REQUIRED. SUCTION ENTRAPMENT AVOIDANCE IS TO BE INSTALLED IN ACCORDANCE WITH ANSI/APSP/ICC-7. ALL WORK NOT SPECIFICALLY SHOWN IS TO BE DONE IN ACCORDANCE WITH THE REQUIREMENTS OF THE 2018 INTERNATIONAL SWIMMING POOL AND SPA CODE AND ALL OTHER APPLICABLE CODES.

# 04VS142R-14B



## STANDARD STAIR



**FILE NUMBER :** 04VS142R-14B

**Perimeter :** ----

**Surface Area :** ----

**Volume :** ----

**DRAWN BY :** jeide

**SCALE :** n/a

THIS POOL CONFORMS TO CURRENT  
APSP/ANSI/ICC-5 2011 & ISpsc 2015  
STANDARDS FOR RESIDENTIAL  
INGROUND SWIMMING POOLS



33 Wade Rd.  
Latham, NY 12110  
phn: 518-786-1200  
fax: 518-786-0954

**CUSTOMER SIGNATURE REQUIRED**

**DATE**

**DEALER NAME :** ----  
**CUSTOMER NAME :** ----

**STEEL**

WARNING: SWIMMING POOLS CAN BE DANGEROUS WHEN USED IMPROPERLY CONSULT YOUR DEALER FOR SAFETY INFORMATION ON SAFE USE. IT IS THE RESPONSIBILITY OF TOWN OFFICIALS, BUILDERS AND THE HOMEOWNERS TO FOLLOW ALL SAFETY RECOMMENDATIONS OF ANSI/APSP, LOCAL ORDINANCES AND EQUIPMENT MANUFACTURERS.

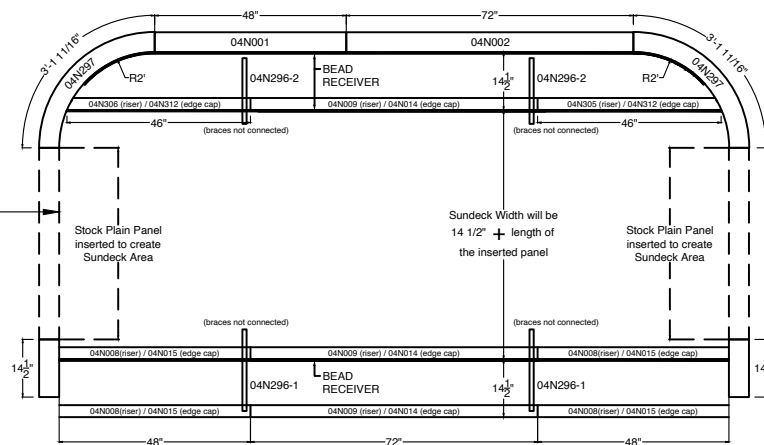
DEPTH AND SHAPE OF POOL MEET MINIMUM STANDARDS OF THE INTERNATIONAL SWIMMING POOL AND SPA CODE 2018 FOR IN-GROUND SWIMMING POOLS. A MEANS ENTRY/EXIT FOR BOTH THE DEEP END AND THE SHALLOW END OF THE POOL MUST BE PROVIDED IN ACCORDANCE WITH THE 2018 INTERNATIONAL SWIMMING POOL AND SPA CODE SECTION 809. EQUIPOTENTIAL BONDING MUST BE PROVIDED IN ACCORDANCE WITH THE NATIONAL ELECTRICAL CODE NFPA 70. ALL A-FRAME BRACES ARE TO BE MOUNDED WITH MINIMUM 8 INCH DEEP POURED 2500 P.S.I. CONCRETE COLLAR AROUND ENTIRE PERIMETER OF POOL. NO DIVING LABELS ARE TO BE INSTALLED AROUND THE PERIMETER OF POOL AS REQUIRED. SUCTION ENTRAPMENT AVOIDANCE IS TO BE INSTALLED IN ACCORDANCE WITH ANSI/APSP/ICC-7. ALL WORK NOT SPECIFICALLY SHOWN IS TO BE DONE IN ACCORDANCE WITH THE REQUIREMENTS OF THE 2018 INTERNATIONAL SWIMMING POOL AND SPA CODE AND ALL OTHER APPLICABLE CODES.



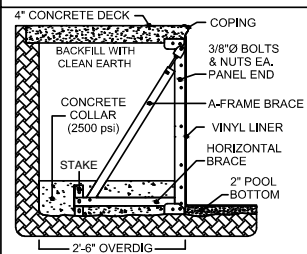
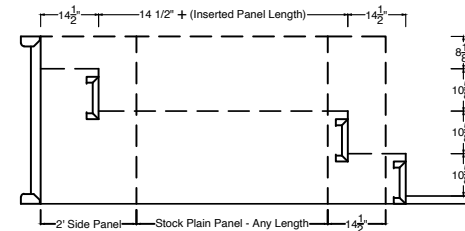
**04VS142R-14B**

\*\*\*BEAD RECEIVER IS REQUIRED FOR SIDES OF SUNDECK AND MUST BE ORDERED SEPARATELY BASED ON QTY NEEDED\*\*\*

**STAIR w/ 2ND TREAD LEVEL SUNDECK**

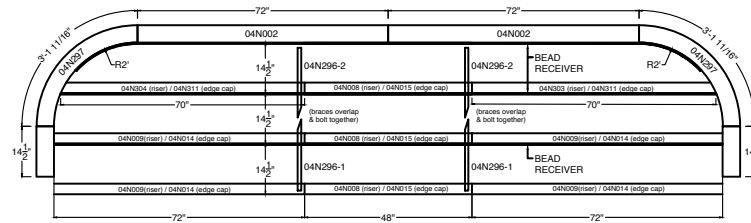


**SPECIAL 14' NEXUS VARIABLE STAIR w/ SPLIT SIDE PANELS**  
 \*\*\* Stair can be installed with additional stock panels to create a Sundeck Area at the 2nd tread level - Installer MUST provide correct tread size for liner manufacturing \*\*\*

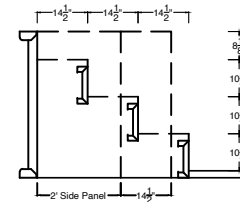


<b>FILE NUMBER : 04VS142R-14B</b>		THIS POOL CONFORMS TO CURRENT <b>APSP/ANSI/ICC-5 2011 &amp; ISPC 2015</b> STANDARDS FOR RESIDENTIAL INGROUND SWIMMING POOLS		<b>CUSTOMER SIGNATURE REQUIRED</b>		<b>DATE</b>	
Perimeter : ----		33 Wade Rd. Latham, NY 12110 phn: 518-786-1200		<b>DEALER NAME : ----</b>		<b>STEEL</b>	
Surface Area : ----		fax: 518-786-0954		<b>CUSTOMER NAME : ----</b>			
Volume : ----		DRAWN BY: jeide		SCALE: n/a		WARNING: SWIMMING POOLS CAN BE DANGEROUS WHEN USED IMPROPERLY CONSULT YOUR DEALER FOR SAFETY INFORMATION ON SAFE USE. IT IS THE RESPONSIBILITY OF TOWN OFFICIALS, BUILDERS AND THE HOMEOWNERS TO FOLLOW ALL SAFETY RECOMMENDATIONS OF ANSI/APSP, LOCAL ORDINANCES AND EQUIPMENT MANUFACTURERS.	
<small>DEPTH AND SHAPE OF POOL MEET MINIMUM STANDARDS OF THE INTERNATIONAL SWIMMING POOL AND SPA CODE 2018 FOR IN-GROUND SWIMMING POOLS. A MEANS ENTRY/EXIT FOR BOTH THE DEEP END AND THE SHALLOW END OF THE POOL MUST BE PROVIDED IN ACCORDANCE WITH THE 2018 INTERNATIONAL SWIMMING POOL AND SPA CODE SECTION 809. EQUIPOTENTIAL BONDING MUST BE PROVIDED IN ACCORDANCE WITH THE NATIONAL ELECTRICAL CODE NFPA 70. ALL A-FRAME BRACES ARE TO BE MOUNDED WITH MINIMUM 8 INCH DEEP POURED 2500 P.S.I. CONCRETE COLLAR AROUND ENTIRE PERIMETER OF POOL. NO DIVING LABELS ARE TO BE INSTALLED AROUND THE PERIMETER OF POOL AS REQUIRED. SUCTION ENTRAPMENT AVOIDANCE IS TO BE INSTALLED IN ACCORDANCE WITH ANSI/APSP/ICC-7. ALL WORK NOT SPECIFICALLY SHOWN IS TO BE DONE IN ACCORDANCE WITH THE REQUIREMENTS OF THE 2018 INTERNATIONAL SWIMMING POOL AND SPA CODE AND ALL OTHER APPLICABLE CODES.</small>							

04VS162R-14B

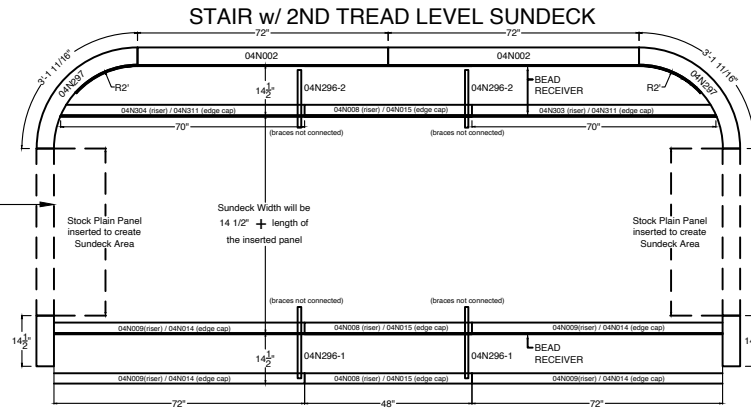


STANDARD STAIR



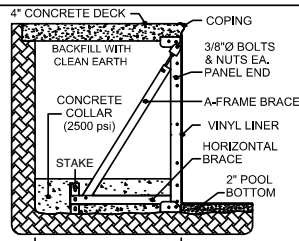
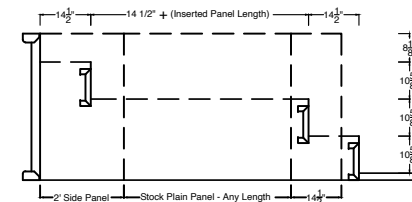
04VS162R-14B

\*\*\*BEAD RECEIVER IS REQUIRED FOR SIDES OF SUNDECK AND MUST BE ORDERED SEPARATELY BASED ON QTY NEEDED\*\*\*



SPECIAL 16' NEXUS VARIABLE STAIR w/ SPLIT SIDE PANELS

\*\*\* Stair can be installed with additional stock panels to create a Sundeck Area at the 2nd tread level - Installer MUST provide correct tread size for liner manufacturing \*\*\*



FILE NUMBER : 04VS162R-14B

Perimeter : ----

Surface Area : ----

Volume : ----

DRAWN BY : jeide

SCALE n/a

33 Wade Rd.  
Latham, NY 12110  
phn: 518-786-1200  
fax: 518-786-0954

THIS POOL CONFORMS TO CURRENT APSP/ANSI/ICC-5 2011 & ISPC 2015 STANDARDS FOR RESIDENTIAL INGROUND SWIMMING POOLS



WARNING: SWIMMING POOLS CAN BE DANGEROUS WHEN USED IMPROPERLY CONSULT YOUR DEALER FOR SAFETY INFORMATION ON SAFE USE. IT IS THE RESPONSIBILITY OF TOWN OFFICIALS, BUILDERS AND THE HOMEOWNERS TO FOLLOW ALL SAFETY RECOMMENDATIONS OF ANSI/APSP, LOCAL ORDINANCES AND EQUIPMENT MANUFACTURERS.

CUSTOMER SIGNATURE REQUIRED

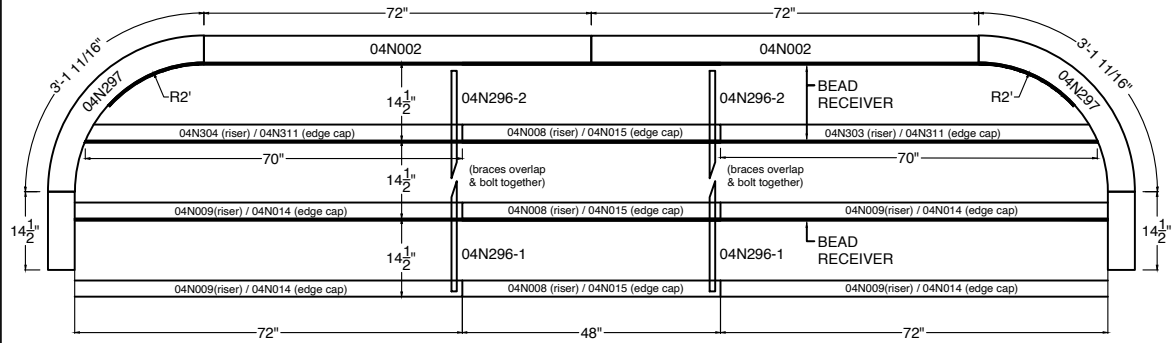
DATE

DEALER NAME : ----  
CUSTOMER NAME : ----

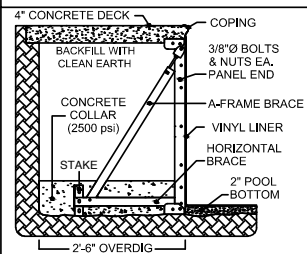
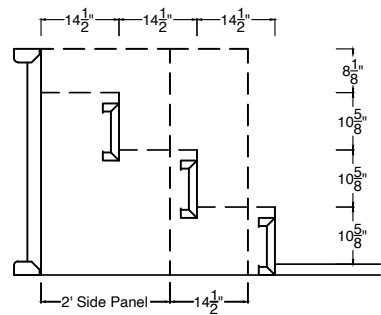
**STEEL**

DEPTH AND SHAPE OF POOL MEET MINIMUM STANDARDS OF THE INTERNATIONAL SWIMMING POOL AND SPA CODE 2018 FOR IN-GROUND SWIMMING POOLS. A MEANS ENTRY/EXIT FOR BOTH THE DEEP END AND THE SHALLOW END OF THE POOL MUST BE PROVIDED IN ACCORDANCE WITH THE 2018 INTERNATIONAL SWIMMING POOL AND SPA CODE SECTION 809. EQUIPOTENTIAL BONDING MUST BE PROVIDED IN ACCORDANCE WITH THE NATIONAL ELECTRICAL CODE NFPA 70. ALL A-FRAME BRACES ARE TO BE MOUNTED WITH MINIMUM 8 INCH DEEP POURED 2500 P.S.I. CONCRETE COLLAR AROUND ENTIRE PERIMETER OF POOL. NO DIVING LABELS ARE TO BE INSTALLED AROUND THE PERIMETER OF POOL AS REQUIRED. SUCTION ENTRAPMENT AVOIDANCE IS TO BE INSTALLED IN ACCORDANCE WITH ANSI/APSP/ICC-7. ALL WORK NOT SPECIFICALLY SHOWN IS TO BE DONE IN ACCORDANCE WITH THE REQUIREMENTS OF THE 2018 INTERNATIONAL SWIMMING POOL AND SPA CODE AND ALL OTHER APPLICABLE CODES.

# 04VS162R-14B



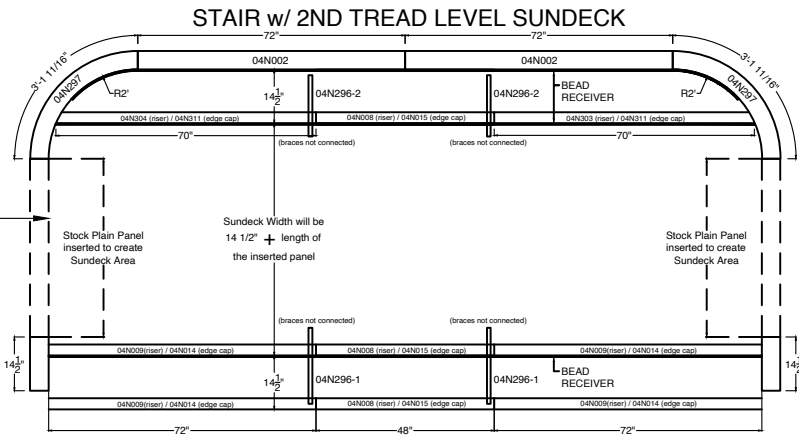
## STANDARD STAIR



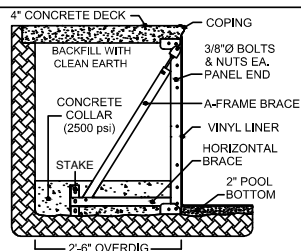
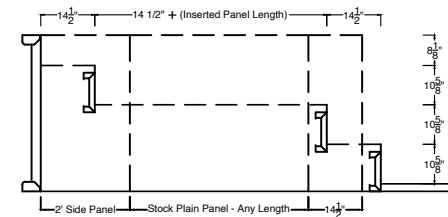
<b>FILE NUMBER :</b> 04VS162R-14B	<b>THIS POOL CONFORMS TO CURRENT APSP/ANSI/ICC-5 2011 &amp; ISPSC 2015 STANDARDS FOR RESIDENTIAL INGROUND SWIMMING POOLS</b>	<b>CUSTOMER SIGNATURE REQUIRED</b>	<b>DATE</b>
Perimeter : ----		<b>DEALER NAME :</b> ---- <b>CUSTOMER NAME :</b> ----	<h1 style="margin: 0;">STEEL</h1>
Surface Area : ----			
Volume : ----	DRAWN BY: jeide SCALE: n/a	WARNING: SWIMMING POOLS CAN BE DANGEROUS WHEN USED IMPROPERLY CONSULT YOUR DEALER FOR SAFETY INFORMATION ON SAFE USE. IT IS THE RESPONSIBILITY OF TOWN OFFICIALS, BUILDERS AND THE HOMEOWNERS TO FOLLOW ALL SAFETY RECOMMENDATIONS OF ANSI/APSP, LOCAL ORDINANCES AND EQUIPMENT MANUFACTURERS.	
DEPTH AND SHAPE OF POOL MEET MINIMUM STANDARDS OF THE INTERNATIONAL SWIMMING POOL AND SPA CODE 2018 FOR IN-GROUND SWIMMING POOLS. A MEANS ENTRY/EXIT FOR BOTH THE DEEP END AND THE SHALLOW END OF THE POOL MUST BE PROVIDED IN ACCORDANCE WITH THE 2018 INTERNATIONAL SWIMMING POOL AND SPA CODE SECTION 809. EQUIPOTENTIAL BONDING MUST BE PROVIDED IN ACCORDANCE WITH THE NATIONAL ELECTRICAL CODE NFPA 70. ALL A-FRAME BRACES ARE TO BE MOUNDED WITH MINIMUM 8 INCH DEEP POURED 2500 P.S.I. CONCRETE COLLAR AROUND ENTIRE PERIMETER OF POOL. NO DIVING LABELS ARE TO BE INSTALLED AROUND THE PERIMETER OF POOL AS REQUIRED. SUCTION ENTRAPMENT AVOIDANCE IS TO BE INSTALLED IN ACCORDANCE WITH ANSI/APSPIC-7. ALL WORK NOT SPECIFICALLY SHOWN IS TO BE DONE IN ACCORDANCE WITH THE REQUIREMENTS OF THE 2018 INTERNATIONAL SWIMMING POOL AND SPA CODE AND ALL OTHER APPLICABLE CODES.			

**04VS162R-14B**

\*\*\*BEAD RECEIVER IS REQUIRED FOR SIDES OF SUNDECK AND MUST BE ORDERED SEPARATELY BASED ON QTY NEEDED\*\*\*

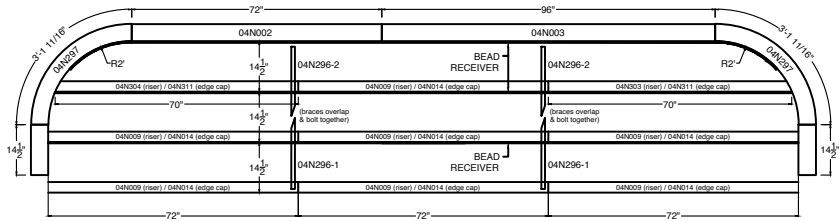


**SPECIAL 16' NEXUS VARIABLE STAIR w/ SPLIT SIDE PANELS**  
 \*\*\* Stair can be installed with additional stock panels to create a Sundeck Area at the 2nd tread level - Installer MUST provide correct tread size for liner manufacturing \*\*\*

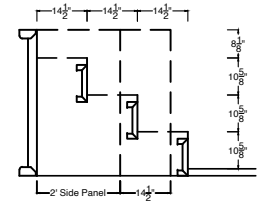


<b>FILE NUMBER : 04VS162R-14B</b>		THIS POOL CONFORMS TO CURRENT <b>APSP/ANSI/ICC-5 2011 &amp; ISPC 2015</b> STANDARDS FOR RESIDENTIAL INGROUND SWIMMING POOLS		<b>CUSTOMER SIGNATURE REQUIRED</b>		<b>DATE</b>	
Perimeter : ----		33 Wade Rd. Latham, NY 12110 phn: 518-786-1200		<b>DEALER NAME : ----</b>		<b>STEEL</b>	
Surface Area : ----		fax: 518-786-0954		<b>CUSTOMER NAME : ----</b>			
Volume : ----		DRAWN BY: jeide		SCALE: n/a		WARNING: SWIMMING POOLS CAN BE DANGEROUS WHEN USED IMPROPERLY CONSULT YOUR DEALER FOR SAFETY INFORMATION ON SAFE USE. IT IS THE RESPONSIBILITY OF TOWN OFFICIALS, BUILDERS AND THE HOMEOWNERS TO FOLLOW ALL SAFETY RECOMMENDATIONS OF ANSI/APSP, LOCAL ORDINANCES AND EQUIPMENT MANUFACTURERS.	
<small>DEPTH AND SHAPE OF POOL MEET MINIMUM STANDARDS OF THE INTERNATIONAL SWIMMING POOL AND SPA CODE 2018 FOR IN-GROUND SWIMMING POOLS. A MEANS ENTRY/EXIT FOR BOTH THE DEEP END AND THE SHALLOW END OF THE POOL MUST BE PROVIDED IN ACCORDANCE WITH THE 2018 INTERNATIONAL SWIMMING POOL AND SPA CODE SECTION 809. EQUIPOTENTIAL BONDING MUST BE PROVIDED IN ACCORDANCE WITH THE NATIONAL ELECTRICAL CODE NFPA 70. ALL A-FRAME BRACES ARE TO BE MOUNDED WITH MINIMUM 8 INCH DEEP POURED 2500 P.S.I. CONCRETE COLLAR AROUND ENTIRE PERIMETER OF POOL. NO DIVING LABELS ARE TO BE INSTALLED AROUND THE PERIMETER OF POOL AS REQUIRED. SUCTION ENTRAPMENT AVOIDANCE IS TO BE INSTALLED IN ACCORDANCE WITH ANSI/APSP/ICC-7. ALL WORK NOT SPECIFICALLY SHOWN IS TO BE DONE IN ACCORDANCE WITH THE REQUIREMENTS OF THE 2018 INTERNATIONAL SWIMMING POOL AND SPA CODE AND ALL OTHER APPLICABLE CODES.</small>							

**04VS182R-14B**

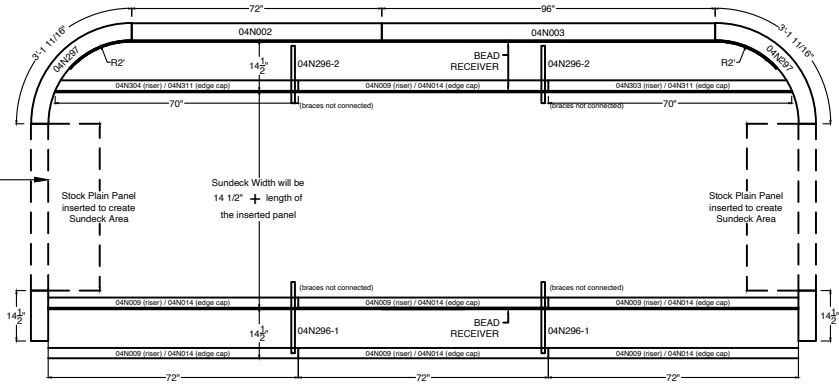


**STANDARD STAIR**



**04VS182R-14B**

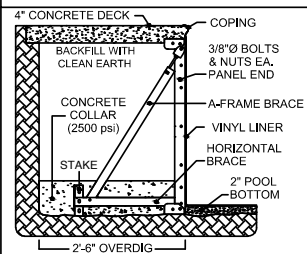
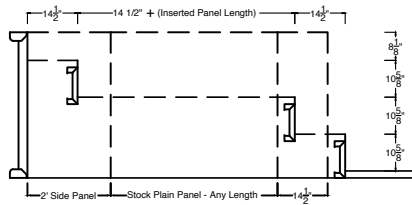
**STAIR w/ 2ND TREAD LEVEL SUNDECK**



\*\*\*BEAD RECEIVER IS REQUIRED FOR SIDES OF SUNDECK AND MUST BE ORDERED SEPARATELY BASED ON QTY NEEDED\*\*\*

**SPECIAL 18' NEXUS VARIABLE STAIR w/ SPLIT SIDE PANELS**

\*\*\* Stair can be installed with additional stock panels to create a Sundeck Area at the 2nd tread level - Installer MUST provide correct tread size for liner manufacturing \*\*\*



**FILE NUMBER : 04VS182R-14B**

Perimeter : ----

Surface Area : ----

Volume : ----

DRAWN BY: jeide

SCALE: n/a

THIS POOL CONFORMS TO CURRENT APSP/ANSI/ICC-5 2011 & ISPC 2015 STANDARDS FOR RESIDENTIAL INGROUND SWIMMING POOLS

33 Wade Rd.  
Latham, NY 12110  
phn: 518-786-1200  
fax: 518-786-0954

**Imperial POOLS**

**CUSTOMER SIGNATURE REQUIRED**

DATE

DEALER NAME : ----

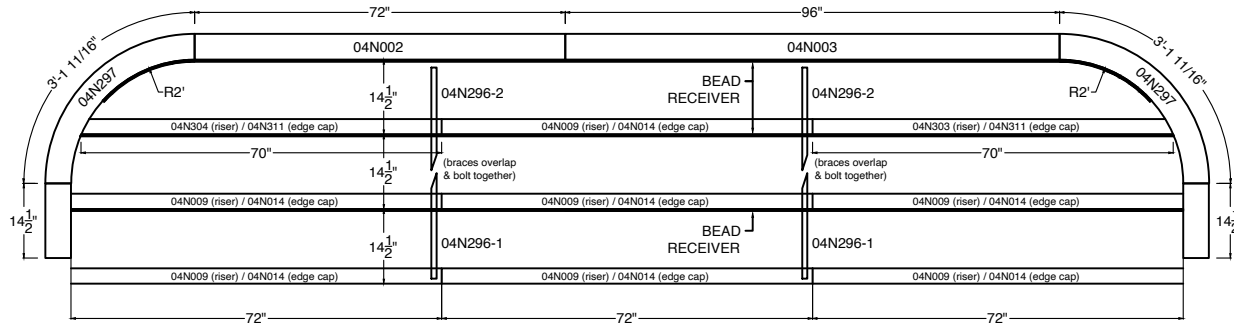
CUSTOMER NAME : ----

**STEEL**

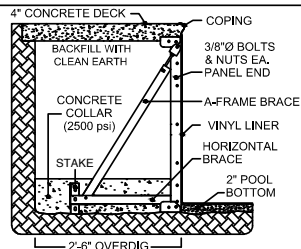
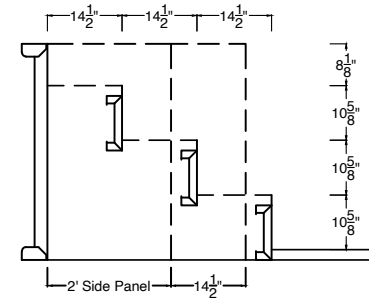
WARNING: SWIMMING POOLS CAN BE DANGEROUS WHEN USED IMPROPERLY CONSULT YOUR DEALER FOR SAFETY INFORMATION ON SAFE USE. IT IS THE RESPONSIBILITY OF TOWN OFFICIALS, BUILDERS AND THE HOMEOWNERS TO FOLLOW ALL SAFETY RECOMMENDATIONS OF ANSI/APSP, LOCAL ORDINANCES AND EQUIPMENT MANUFACTURERS.

DEPTH AND SHAPE OF POOL MEET MINIMUM STANDARDS OF THE INTERNATIONAL SWIMMING POOL AND SPA CODE 2018 FOR IN-GROUND SWIMMING POOLS. A MEANS ENTRY/EXIT FOR BOTH THE DEEP END AND THE SHALLOW END OF THE POOL MUST BE PROVIDED IN ACCORDANCE WITH THE 2018 INTERNATIONAL SWIMMING POOL AND SPA CODE SECTION 809. EQUIPOTENTIAL BONDING MUST BE PROVIDED IN ACCORDANCE WITH THE NATIONAL ELECTRICAL CODE NFPA 70. ALL A-FRAME BRACES ARE TO BE MOUNDED WITH MINIMUM 8 INCH DEEP POURED 2500 P.S.I. CONCRETE COLLAR AROUND ENTIRE PERIMETER OF POOL. NO DIVING LABELS ARE TO BE INSTALLED AROUND THE PERIMETER OF POOL AS REQUIRED. SUCTION ENTRAPMENT AVOIDANCE IS TO BE INSTALLED IN ACCORDANCE WITH ANSI/APSP/ICC-7. ALL WORK NOT SPECIFICALLY SHOWN IS TO BE DONE IN ACCORDANCE WITH THE REQUIREMENTS OF THE 2018 INTERNATIONAL SWIMMING POOL AND SPA CODE AND ALL OTHER APPLICABLE CODES.

# 04VS182R-14B



## STANDARD STAIR



**FILE NUMBER :** 04VS182R-14B

Perimeter : ----

Surface Area : ----

Volume : ----

DRAWN BY: jeide

SCALE: n/a

33 Wade Rd.  
Latham, NY 12110  
phn: 518-786-1200  
fax: 518-786-0954

THIS POOL CONFORMS TO CURRENT  
APSP/ANSI/ICC-5 2011 & ISPS 2015  
STANDARDS FOR RESIDENTIAL  
INGROUND SWIMMING POOLS



**CUSTOMER SIGNATURE REQUIRED**

**DATE**

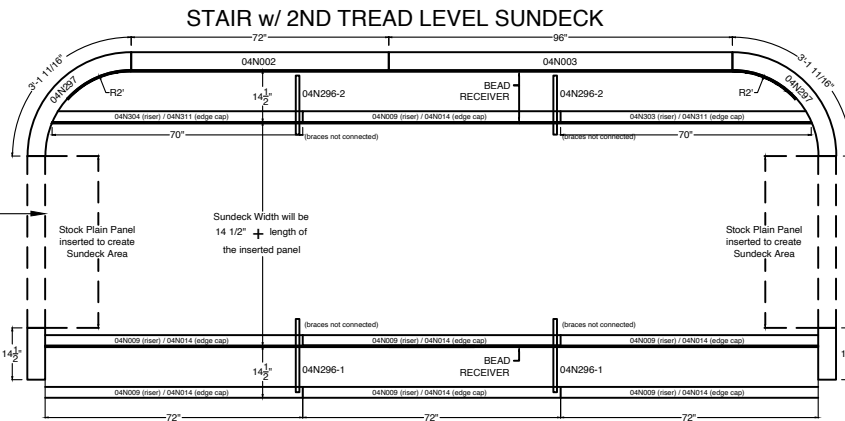
DEALER NAME : ----  
CUSTOMER NAME : ----

# STEEL

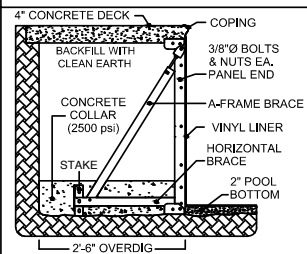
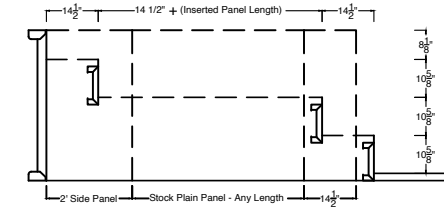
DEPTH AND SHAPE OF POOL MEET MINIMUM STANDARDS OF THE INTERNATIONAL SWIMMING POOL AND SPA CODE 2018 FOR IN-GROUND SWIMMING POOLS. A MEANS ENTRY/EXIT FOR BOTH THE DEEP END AND THE SHALLOW END OF THE POOL MUST BE PROVIDED IN ACCORDANCE WITH THE 2018 INTERNATIONAL SWIMMING POOL AND SPA CODE SECTION 809. EQUIPOTENTIAL BONDING MUST BE PROVIDED IN ACCORDANCE WITH THE NATIONAL ELECTRICAL CODE NFPA 70. ALL A-FRAME BRACES ARE TO BE MOUNDED WITH MINIMUM 8 INCH DEEP POURED 2500 P.S.I. CONCRETE COLLAR AROUND ENTIRE PERIMETER OF POOL. NO DIVING LABELS ARE TO BE INSTALLED AROUND THE PERIMETER OF POOL AS REQUIRED. SUCTION ENTRAPMENT AVOIDANCE IS TO BE INSTALLED IN ACCORDANCE WITH ANSI/APSP/ICC-7. ALL WORK NOT SPECIFICALLY SHOWN IS TO BE DONE IN ACCORDANCE WITH THE REQUIREMENTS OF THE 2018 INTERNATIONAL SWIMMING POOL AND SPA CODE AND ALL OTHER APPLICABLE CODES.

**04VS182R-14B**

\*\*\*BEAD RECEIVER IS REQUIRED FOR SIDES OF SUNDECK AND MUST BE ORDERED SEPARATELY BASED ON QTY NEEDED\*\*\*

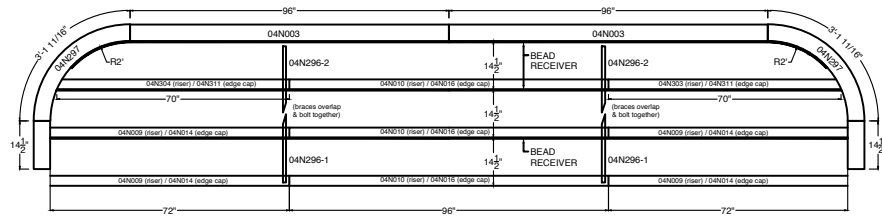


**SPECIAL 18' NEXUS VARIABLE STAIR w/ SPLIT SIDE PANELS**  
 \*\*\* Stair can be installed with additional stock panels to create a Sundeck Area at the 2nd tread level - Installer MUST provide correct tread size for liner manufacturing \*\*\*

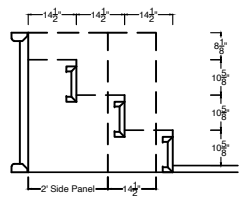


<b>FILE NUMBER :</b> 04VS182R-14B		THIS POOL CONFORMS TO CURRENT <b>APSP/ANSI/ICC-5 2011 &amp; ISPC 2015</b> STANDARDS FOR RESIDENTIAL INGROUND SWIMMING POOLS		<b>CUSTOMER SIGNATURE REQUIRED</b>		<b>DATE</b>	
Perimeter : ----		33 Wade Rd. Latham, NY 12110 phn: 518-786-1200		<b>DEALER NAME :</b> ----		<b>STEEL</b>	
Surface Area : ----		phn: 518-786-0954		<b>CUSTOMER NAME :</b> ----			
Volume : ----		<b>DRAWN BY :</b> jeide		<b>SCALE :</b> n/a		WARNING: SWIMMING POOLS CAN BE DANGEROUS WHEN USED IMPROPERLY CONSULT YOUR DEALER FOR SAFETY INFORMATION ON SAFE USE. IT IS THE RESPONSIBILITY OF TOWN OFFICIALS, BUILDERS AND THE HOMEOWNERS TO FOLLOW ALL SAFETY RECOMMENDATIONS OF ANSI/APSP, LOCAL ORDINANCES AND EQUIPMENT MANUFACTURERS.	
<small>DEPTH AND SHAPE OF POOL MEET MINIMUM STANDARDS OF THE INTERNATIONAL SWIMMING POOL AND SPA CODE 2018 FOR IN-GROUND SWIMMING POOLS. A MEANS ENTRY/EXIT FOR BOTH THE DEEP END AND THE SHALLOW END OF THE POOL MUST BE PROVIDED IN ACCORDANCE WITH THE 2018 INTERNATIONAL SWIMMING POOL AND SPA CODE SECTION 809. EQUIPOTENTIAL BONDING MUST BE PROVIDED IN ACCORDANCE WITH THE NATIONAL ELECTRICAL CODE NFPA 70. ALL A-FRAME BRACES ARE TO BE MOUNDED WITH MINIMUM 8 INCH DEEP POURED 2500 P.S.I. CONCRETE COLLAR AROUND ENTIRE PERIMETER OF POOL. NO DIVING LABELS ARE TO BE INSTALLED AROUND THE PERIMETER OF POOL AS REQUIRED. SUCTION ENTRAPMENT AVOIDANCE IS TO BE INSTALLED IN ACCORDANCE WITH ANSI/APSP/ICC-7. ALL WORK NOT SPECIFICALLY SHOWN IS TO BE DONE IN ACCORDANCE WITH THE REQUIREMENTS OF THE 2018 INTERNATIONAL SWIMMING POOL AND SPA CODE AND ALL OTHER APPLICABLE CODES.</small>							

**04VS202R-14B**

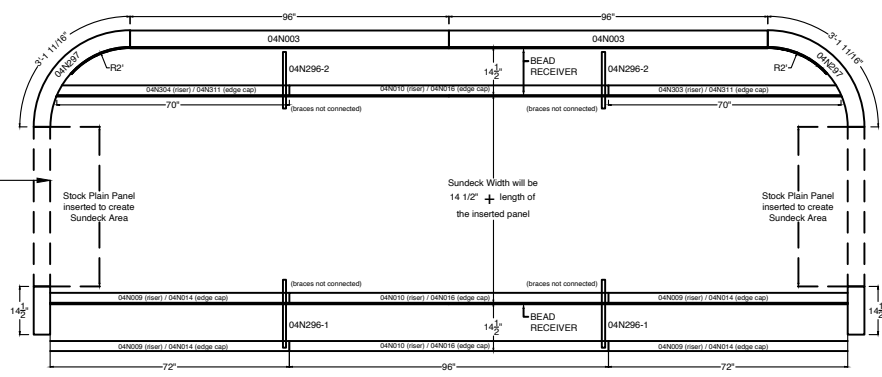


**STANDARD STAIR**



**04VS202R-14B**

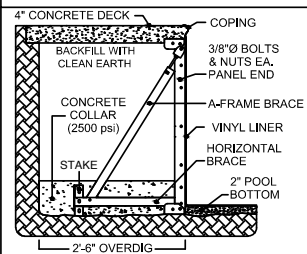
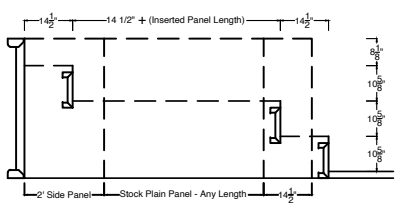
**STAIR w/ 2ND TREAD LEVEL SUNDECK**



\*\*\*BEAD RECEIVER IS REQUIRED FOR SIDES OF SUNDECK AND MUST BE ORDERED SEPARATELY BASED ON QTY NEEDED\*\*\*

**SPECIAL 20' NEXUS VARIABLE STAIR w/ SPLIT SIDE PANELS**

\*\*\* Stair can be installed with additional stock panels to create a Sundeck Area at the 2nd tread level - Installer MUST provide correct tread size for liner manufacturing \*\*\*



<b>FILE NUMBER :</b> 04VS202R-14B	Perimeter : ----	Surface Area : ----	Volume : ----	DRAWN BY: jeide	SCALE: n/a
33 Wade Rd. Latham, NY 12110 phn: 518-786-1200 fax: 518-786-0954					

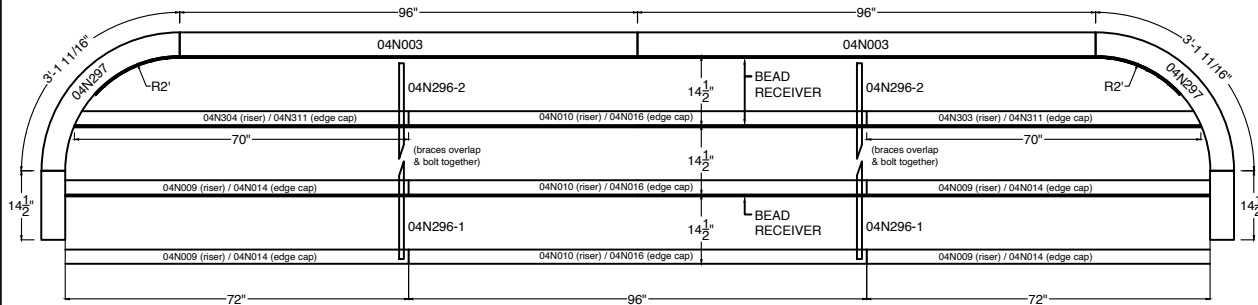
THIS POOL CONFORMS TO CURRENT APSP/ANSI/ICC-5 2011 & ISPCS 2015 STANDARDS FOR RESIDENTIAL INGROUND SWIMMING POOLS

WARNING: SWIMMING POOLS CAN BE DANGEROUS WHEN USED IMPROPERLY CONSULT YOUR DEALER FOR SAFETY INFORMATION ON SAFE USE. IT IS THE RESPONSIBILITY OF TOWN OFFICIALS, BUILDERS AND THE HOMEOWNERS TO FOLLOW ALL SAFETY RECOMMENDATIONS OF ANSI/APSP, LOCAL ORDINANCES AND EQUIPMENT MANUFACTURERS.

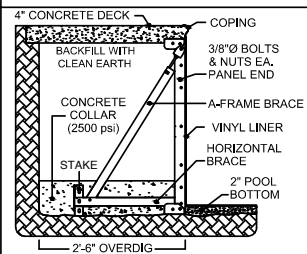
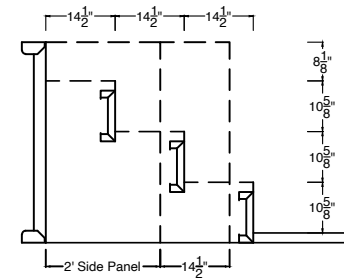
<b>CUSTOMER SIGNATURE REQUIRED</b>	<b>DATE</b>
<b>DEALER NAME :</b> ----	<b>STEEL</b>
<b>CUSTOMER NAME :</b> ----	



# 04VS202R-14B



## STANDARD STAIR



**FILE NUMBER :** 04VS202R-14B

**Perimeter :** ----

**Surface Area :** ----

**Volume :** ----

**DRAWN BY :** jeide

**SCALE :** n/a

THIS POOL CONFORMS TO CURRENT  
APSP/ANSI/ICC-5 2011 & ISpsc 2015  
STANDARDS FOR RESIDENTIAL  
INGROUND SWIMMING POOLS



33 Wade Rd.  
Latham, NY 12110  
phn: 518-786-1200  
fax: 518-786-0954

**CUSTOMER SIGNATURE REQUIRED**

**DATE**

**DEALER NAME :** ----  
**CUSTOMER NAME :** ----

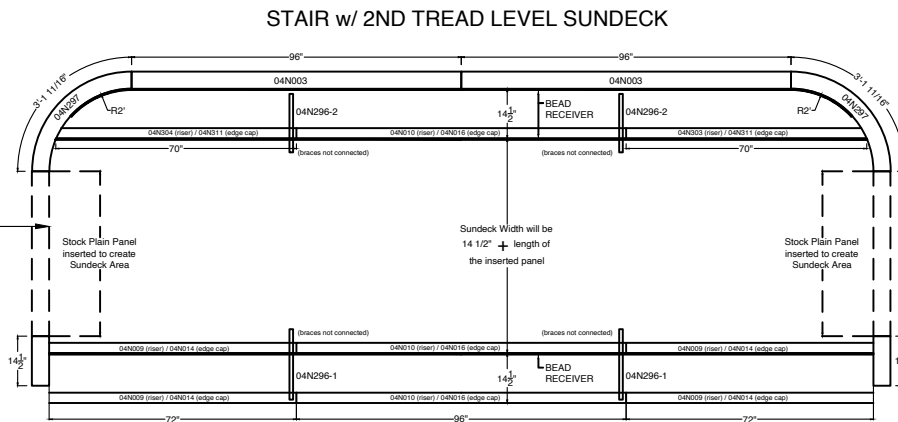
**STEEL**

WARNING: SWIMMING POOLS CAN BE DANGEROUS WHEN USED IMPROPERLY CONSULT YOUR DEALER FOR SAFETY INFORMATION ON SAFE USE. IT IS THE RESPONSIBILITY OF TOWN OFFICIALS, BUILDERS AND THE HOMEOWNERS TO FOLLOW ALL SAFETY RECOMMENDATIONS OF ANSI/APSP, LOCAL ORDINANCES AND EQUIPMENT MANUFACTURERS.

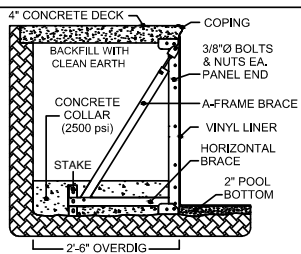
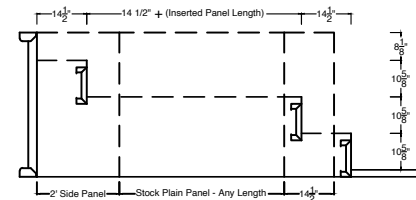
DEPTH AND SHAPE OF POOL MEET MINIMUM STANDARDS OF THE INTERNATIONAL SWIMMING POOL AND SPA CODE 2018 FOR IN-GROUND SWIMMING POOLS. A MEANS ENTRY/EXIT FOR BOTH THE DEEP END AND THE SHALLOW END OF THE POOL MUST BE PROVIDED IN ACCORDANCE WITH THE 2018 INTERNATIONAL SWIMMING POOL AND SPA CODE SECTION 809. EQUIPOTENTIAL BONDING MUST BE PROVIDED IN ACCORDANCE WITH THE NATIONAL ELECTRICAL CODE NFPA 70. ALL A-FRAME BRACES ARE TO BE MOUNTED WITH MINIMUM 8 INCH DEEP POURED 2500 P.S.I. CONCRETE COLLAR AROUND ENTIRE PERIMETER OF POOL. NO DIVING LABELS ARE TO BE INSTALLED AROUND THE PERIMETER OF POOL AS REQUIRED. SUCTION ENTRAPMENT AVOIDANCE IS TO BE INSTALLED IN ACCORDANCE WITH ANSI/APSP/ICC-7. ALL WORK NOT SPECIFICALLY SHOWN IS TO BE DONE IN ACCORDANCE WITH THE REQUIREMENTS OF THE 2018 INTERNATIONAL SWIMMING POOL AND SPA CODE AND ALL OTHER APPLICABLE CODES.

**04VS202R-14B**

\*\*\*BEAD RECEIVER IS REQUIRED FOR SIDES OF SUNDECK AND MUST BE ORDERED SEPARATELY BASED ON QTY NEEDED\*\*\*



**SPECIAL 20' NEXUS VARIABLE STAIR w/ SPLIT SIDE PANELS**  
 \*\*\* Stair can be installed with additional stock panels to create a Sundeck Area at the 2nd tread level - Installer MUST provide correct tread size for liner manufacturing \*\*\*



<b>FILE NUMBER :</b> 04VS202R-14B	Perimeter : ----	Surface Area : ----	Volume : ----	DRAWN BY: jeide	SCALE: n/a
Perimeter : ----					

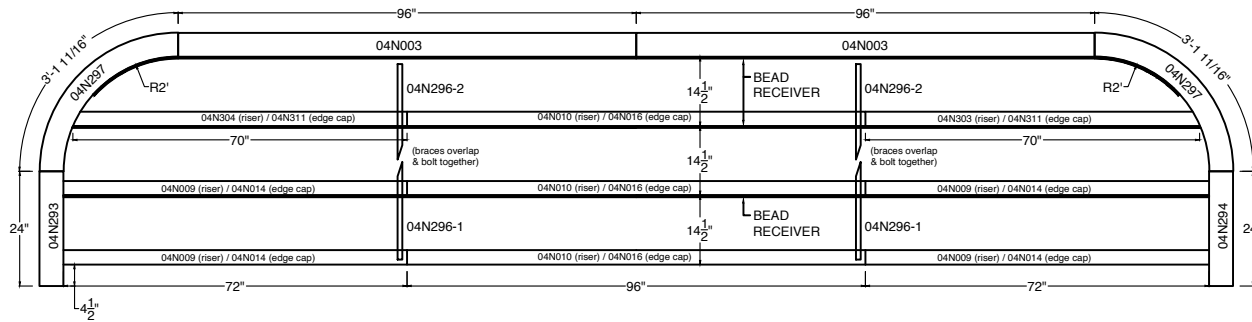
THIS POOL CONFORMS TO CURRENT **APSP/ANSI/ICC-5 2011 & ISPC 2015** STANDARDS FOR RESIDENTIAL INGROUND SWIMMING POOLS

33 Wade Rd.  
Latham, NY 12110  
phn: 518-786-1200  
fax: 518-786-0954

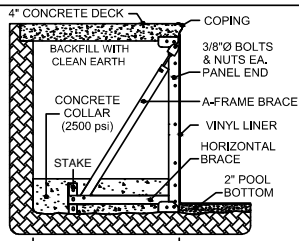
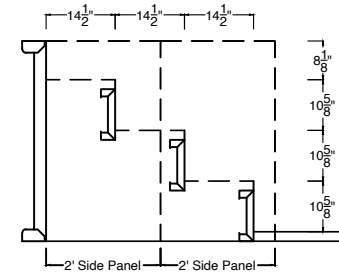
WARNING: SWIMMING POOLS CAN BE DANGEROUS WHEN USED IMPROPERLY CONSULT YOUR DEALER FOR SAFETY INFORMATION ON SAFE USE. IT IS THE RESPONSIBILITY OF TOWN OFFICIALS, BUILDERS AND THE HOMEOWNERS TO FOLLOW ALL SAFETY RECOMMENDATIONS OF ANSI/APSP, LOCAL ORDINANCES AND EQUIPMENT MANUFACTURERS.

<b>CUSTOMER SIGNATURE REQUIRED</b>	<b>DATE</b>
<b>DEALER NAME :</b> ----	<b>STEEL</b>
<b>CUSTOMER NAME :</b> ----	

# 04VS202R-24B



## STANDARD STAIR



**FILE NUMBER :** 04VS202R-24B

Perimeter : ----

Surface Area : ----

Volume : ----

DRAWN BY: jeide

SCALE: n/a

33 Wade Rd.  
Latham, NY 12110  
phn: 518-786-1200  
fax: 518-786-0954

THIS POOL CONFORMS TO CURRENT  
APSP/ANSI/ICC-5 2011 & ISPS 2015  
STANDARDS FOR RESIDENTIAL  
INGROUND SWIMMING POOLS



WARNING: SWIMMING POOLS CAN BE DANGEROUS WHEN USED IMPROPERLY CONSULT YOUR DEALER FOR SAFETY INFORMATION ON SAFE USE. IT IS THE RESPONSIBILITY OF TOWN OFFICIALS, BUILDERS AND THE HOMEOWNERS TO FOLLOW ALL SAFETY RECOMMENDATIONS OF ANSI/APSP, LOCAL ORDINANCES AND EQUIPMENT MANUFACTURERS.

**CUSTOMER SIGNATURE REQUIRED**

**DATE**

DEALER : ----  
NAME : ----  
CUSTOMER : ----  
NAME : ----

# STEEL

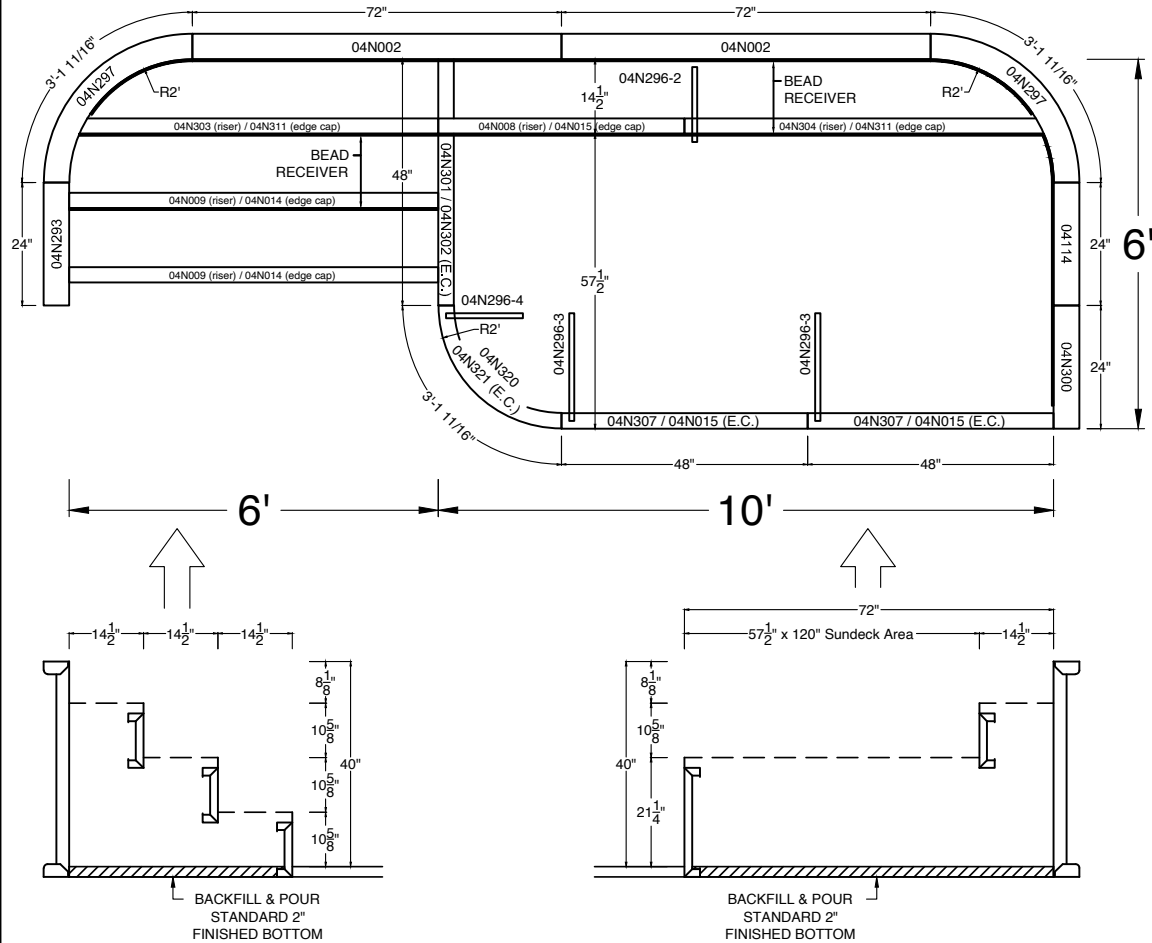
DEPTH AND SHAPE OF POOL MEET MINIMUM STANDARDS OF THE INTERNATIONAL SWIMMING POOL AND SPA CODE 2018 FOR IN-GROUND SWIMMING POOLS. A MEANS ENTRY/EXIT FOR BOTH THE DEEP END AND THE SHALLOW END OF THE POOL MUST BE PROVIDED IN ACCORDANCE WITH THE 2018 INTERNATIONAL SWIMMING POOL AND SPA CODE SECTION 809. EQUIPOTENTIAL BONDING MUST BE PROVIDED IN ACCORDANCE WITH THE NATIONAL ELECTRICAL CODE NFPA 70. ALL A-FRAME BRACES ARE TO BE MOUNTED WITH MINIMUM 8 INCH DEEP POURED 2500 P.S.I. CONCRETE COLLAR AROUND ENTIRE PERIMETER OF POOL. NO DIVING LABELS ARE TO BE INSTALLED AROUND THE PERIMETER OF POOL AS REQUIRED. SUCTION ENTRAPMENT AVOIDANCE IS TO BE INSTALLED IN ACCORDANCE WITH ANSI/APSP/ICC-7. ALL WORK NOT SPECIFICALLY SHOWN IS TO BE DONE IN ACCORDANCE WITH THE REQUIREMENTS OF THE 2018 INTERNATIONAL SWIMMING POOL AND SPA CODE AND ALL OTHER APPLICABLE CODES.

# Side by Side Stairs with Sundeck 2' Radius Corners



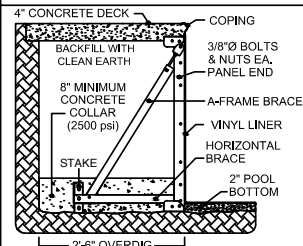
### 04SS162R-0610-06LB

## 16'x2'R NEXUS SIDE BY SIDE w/ 6' STAIR & 10'x6' SUNDECK LEFT



### BILL OF MATERIALS - 04SS162R-0610-06LB

QUANTITY	NAME	PART #	EDGECAP PART#
2	75 PACK HEX BOLT AND WASHER	PAK75	
0	8\" BEAD TRACK	048BRP	
1	TEK SCREW PACK - 75 PCS.	TEK75	
1	18\" BENCH/SUNDECK BRACE	04N296-4	
1	2\" BENCH/SUNDECK END PANEL	04N300	
1	2\" PLAIN PANEL	04114	
1	2\" RIGHT SIDE STAIR PANEL	04N293	
2	24\" BENCH/SUNDECK BRACE	04N296-3	
2	2\" R BACK PANEL	04N297	
1	2\"RR BENCH/SUNDECK RISER & EDGECAP	04N320	04N321
2	4\" BENCH/SUNDECK RISER & 4\" EDGECAP	04N307	04N015
1	4\" BENCH/SUNDECK TO STRAIGHT STAIR TRANSITION RISER & EDGECAP	04N301	04N302
1	4\" RISER & 4\" EDGECAP	04N008	04N015
1	5'10\" LEFT TOP STEP RISER FOR 2\"R STAIR & 5'10\" EDGECAP	04N304	04N0311
1	5'10\" RIGHT TOP STEP RISER FOR 2\"R STAIR & 5'10\" EDGECAP	04N303	04N0311
2	6\" BACK PANEL	04N002	
2	6\" RISER & 6\" EDGECAP	04N009	04N014
1	TOP STEP BRACE	04N296-2	



FILE NUMBER : 04SS162R-0610-06LB

DRAWN BY : jeide

#### NOTES FOR INSTALLER:

- SOME PERIMETER PANELS WILL REQUIRE DRILLING HOLES TO ATTACH BEAD RECEIVER



33 Wade Rd.  
Latham, NY 12110  
phn: 518-786-1200  
fax: 518-786-0954

CUSTOMER SIGNATURE REQUIRED

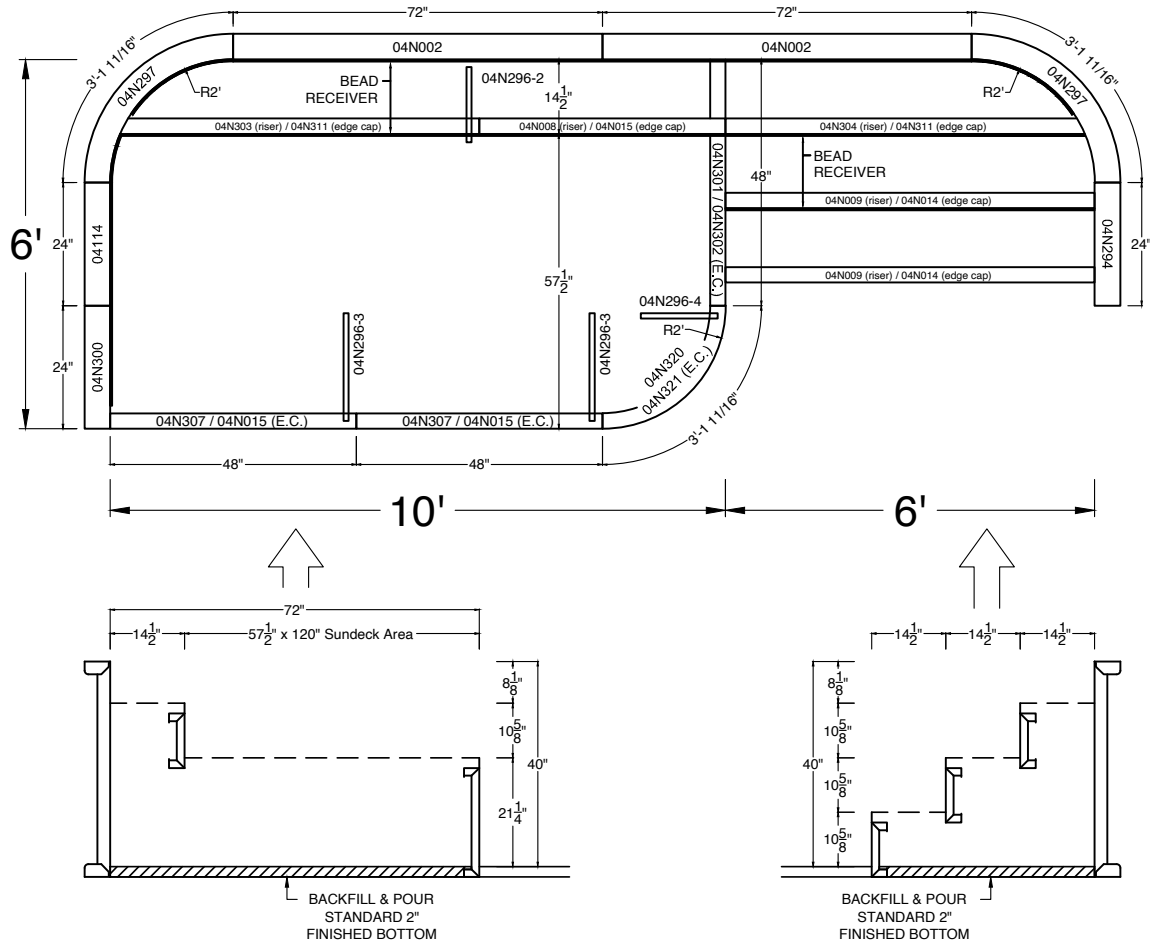
DATE

## STEEL

THIS STAIR / SUNDECK CONFORMS TO CURRENT APSP/ANSI/ICC-5 2011 & ISPS 2021 STANDARDS FOR RESIDENTIAL INGROUND SWIMMING POOLS

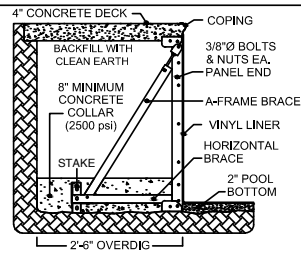
**04SS162R-0610-06RB**

**16'x2'R NEXUS SIDE BY SIDE w/ 6' STAIR & 10'x6' SUNDECK RIGHT**



**BILL OF MATERIALS - 04SS162R-0610-06RB**

QUANTITY	NAME	PART #	EDGE CAP PART#
3	75 PACK HEX BOLT AND WASHER	PAK75	
6	8" BEAD TRACK	048BRP	
1	TEK SCREW PACK - 75 PCS.	TEK75	
1	18" BENCH/SUNDECK BRACE	04N296-4	
1	2' BACK PANEL FOR MIDDLE AND BOTTOM TREAD	04N294	
1	2' BENCH/SUNDECK END PANEL	04N300	
1	2' PLAIN PANEL	04114	
2	24" BENCH/SUNDECK BRACE	04N296-3	
2	2'R BACK PANEL	04N297	
1	2'RR BENCH/SUNDECK RISER & EDGE CAP	04N320	04N321
2	4' BENCH/SUNDECK RISER & 4' EDGE CAP	04N307	04N015
1	4' BENCH/SUNDECK TO STRAIGHT STAIR TRANSITION RISER & EDGE CAP	04N301	04N302
1	4' RISER & 4' EDGE CAP	04N008	04N015
1	5'10" LEFT TOP STEP RISER FOR 2'R STAIR & 5'10" EDGE CAP	04N304	04N0311
1	5'10" RIGHT TOP STEP RISER FOR 2'R STAIR & 5'10" EDGE CAP	04N303	04N0311
2	6' BACK PANEL	04N002	
2	6' RISER & 6' EDGE CAP	04N009	04N014
1	TOP STEP BRACE	04N296-2	



FILE NUMBER : 04SS162R-0610-06RB

DRAWN BY : jeide

**NOTES FOR INSTALLER:**

- SOME PERIMETER PANELS WILL REQUIRE DRILLING HOLES TO ATTACH BEAD RECEIVER



33 Wade Rd.  
Latham, NY 12110  
phn: 518-786-1200  
fax: 518-786-0954

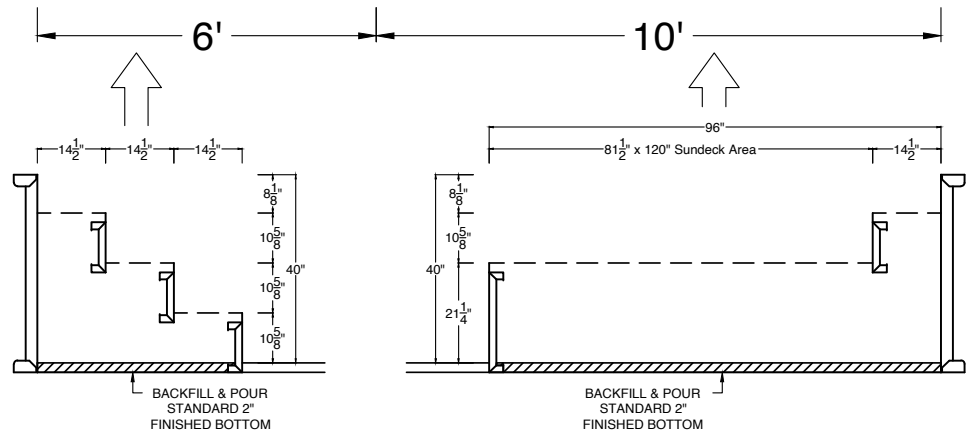
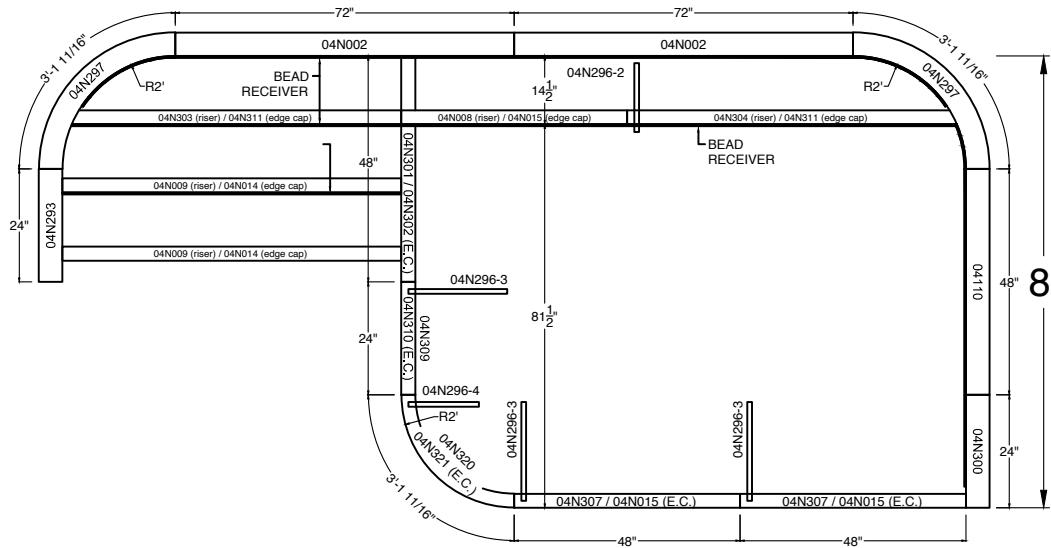
CUSTOMER SIGNATURE REQUIRED

DATE

**STEEL**

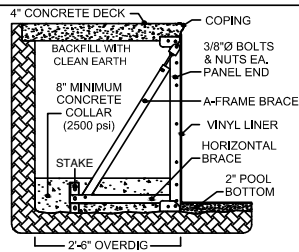
THIS STAIR / SUNDECK CONFORMS TO CURRENT APSP/ANSI/ICC-5 2011 & ISPSC 2021 STANDARDS FOR RESIDENTIAL INGROUND SWIMMING POOLS

**04SS162R-0610-08LB**  
**16'x2'R NEXUS SIDE BY SIDE w/ 6' STAIR & 10'x8' SUNDECK LEFT**



**BILL OF MATERIALS - 04SS162R-0610-08LB**

QUANTITY	NAME	PART #	EDGE CAP PART#
3	75 PACK HEX BOLT AND WASHER	PAK75	
6	8\" BEAD TRACK	048BRP	
1	TEK SCREW PACK - 75 PCS.	TEK75	
1	18\" BENCH/SUNDECK BRACE	04N296-4	
1	2\" BENCH/SUNDECK RISER & EDGE CAP	04N309	04N310
1	2\" BENCH/SUNDECK END PANEL	04N300	
1	2\" RIGHT SIDE STAIR PANEL	04N293	
3	24\" BENCH/SUNDECK BRACE	04N296-3	
2	2\"R BACK PANEL	04N297	
1	2\"RR BENCH/SUNDECK RISER & EDGE CAP	04N320	04N321
2	4\" BENCH/SUNDECK RISER & 4\" EDGE CAP	04N307	04N015
1	4\" BENCH/SUNDECK TO STRAIGHT STAIR TRANSITION RISER & EDGE CAP	04N301	04N302
1	4\" PLAIN PANEL	04110	
1	4\" RISER & 4\" EDGE CAP	04N008	04N015
1	5\"10\" LEFT TOP STEP RISER FOR 2\"R STAIR & 5\"10\" EDGE CAP	04N304	04N0311
1	5\"10\" RIGHT TOP STEP RISER FOR 2\"R STAIR & 5\"10\" EDGE CAP	04N303	04N0311
2	6\" BACK PANEL	04N002	
2	6\" RISER & 6\" EDGE CAP	04N009	04N014
1	TOP STEP BRACE	04N296-2	



FILE NUMBER : 04SS162R-0610-08LB

DRAWN BY : jeide

**NOTES FOR INSTALLER:**

- SOME PERIMETER PANELS WILL REQUIRE DRILLING HOLES TO ATTACH BEAD RECEIVER



33 Wade Rd.  
 Latham, NY 12110  
 phn: 518-786-1200  
 fax: 518-786-0954

CUSTOMER SIGNATURE REQUIRED

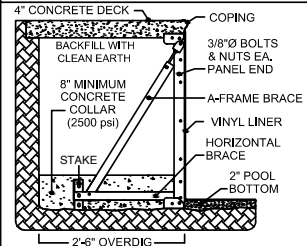
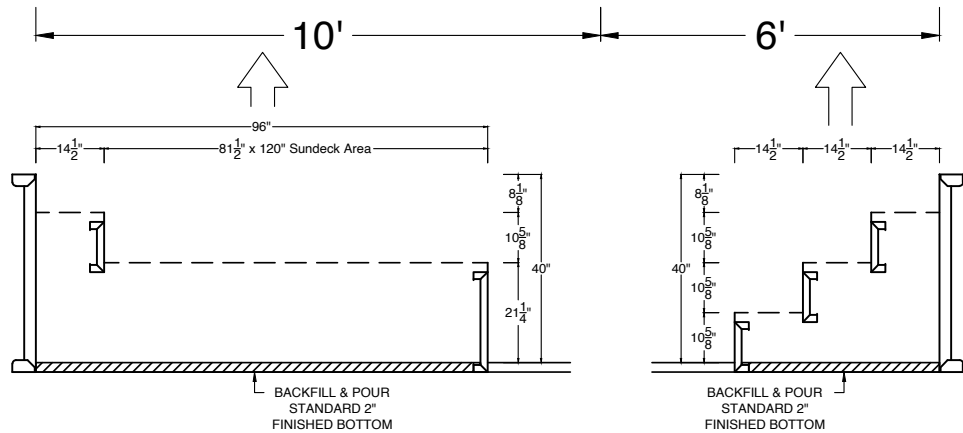
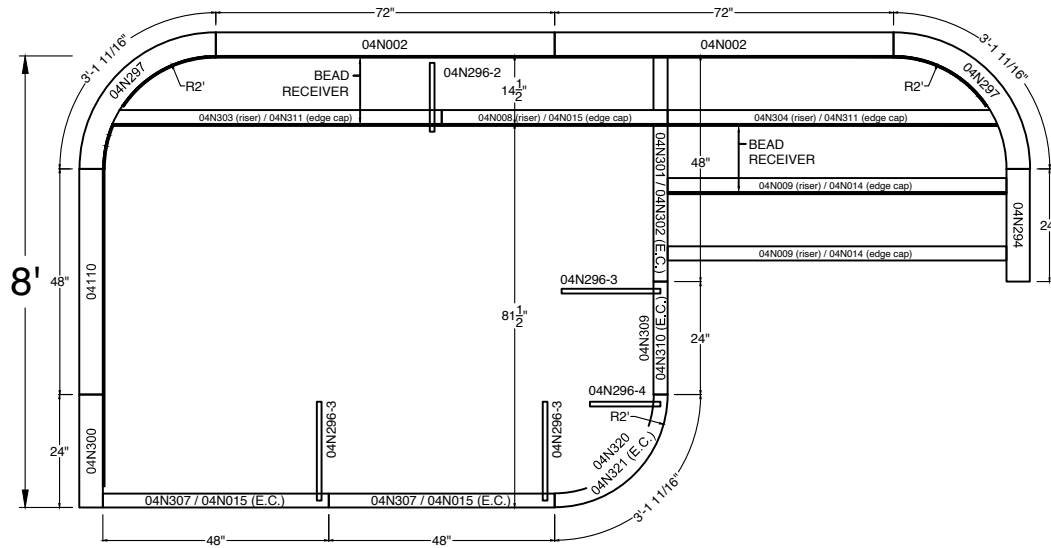
DATE

**STEEL**

THIS STAIR / SUNDECK CONFORMS TO CURRENT APSP/ANSI/ICC-5 2011 & ISPSA 2021 STANDARDS FOR RESIDENTIAL INGROUND SWIMMING POOLS

**04SS162R-0610-08RB**

**16'x2'R NEXUS SIDE BY SIDE w/ 6' STAIR & 10'x8' SUNDECK RIGHT**



**FILE NUMBER :** 04SS162R-0610-08RB  
**DRAWN BY :** jeide



33 Wade Rd.  
 Latham, NY 12110  
 phn: 518-786-1200  
 fax: 518-786-0954

**NOTES FOR INSTALLER:**

- SOME PERIMETER PANELS WILL REQUIRE DRILLING HOLES TO ATTACH BEAD RECEIVER

**BILL OF MATERIALS - 04SS162R-0610-08RB**

QUANTITY	NAME	PART #	EDGE CAP PART#
3	75 PACK HEX BOLT AND WASHER	PAK75	
6	8" BEAD TRACK	048BRP	
1	TEK SCREW PACK - 75 PCS.	TEK75	
1	18" BENCH/SUNDECK BRACE	04N296-4	
1	2' BACK PANEL FOR MIDDLE AND BOTTOM TREAD	04N294	
1	2' BENCH/SUNDECK RISER & EDGE CAP	04N309	04N310
1	2' BENCH/SUNDECK END PANEL	04N300	
3	24" BENCH/SUNDECK BRACE	04N296-3	
2	2'R BACK PANEL	04N297	
1	2'RR BENCH/SUNDECK RISER & EDGE CAP	04N320	04N321
2	4' BENCH/SUNDECK RISER & 4' EDGE CAP	04N307	04N015
1	4' BENCH/SUNDECK TO STRAIGHT STAIR TRANSITION RISER & EDGE CAP	04N301	04N302
1	4' PLAIN PANEL	04110	
1	4' RISER & 4' EDGE CAP	04N008	04N015
1	5'10" LEFT TOP STEP RISER FOR 2'R STAIR & 5'10" EDGE CAP	04N304	04N0311
1	5'10" RIGHT TOP STEP RISER FOR 2'R STAIR & 5'10" EDGE CAP	04N303	04N0311
2	6' BACK PANEL	04N002	
2	6' RISER & 6' EDGE CAP	04N009	04N014
1	TOP STEP BRACE	04N296-2	

**CUSTOMER SIGNATURE REQUIRED**

**DATE**

**STEEL**

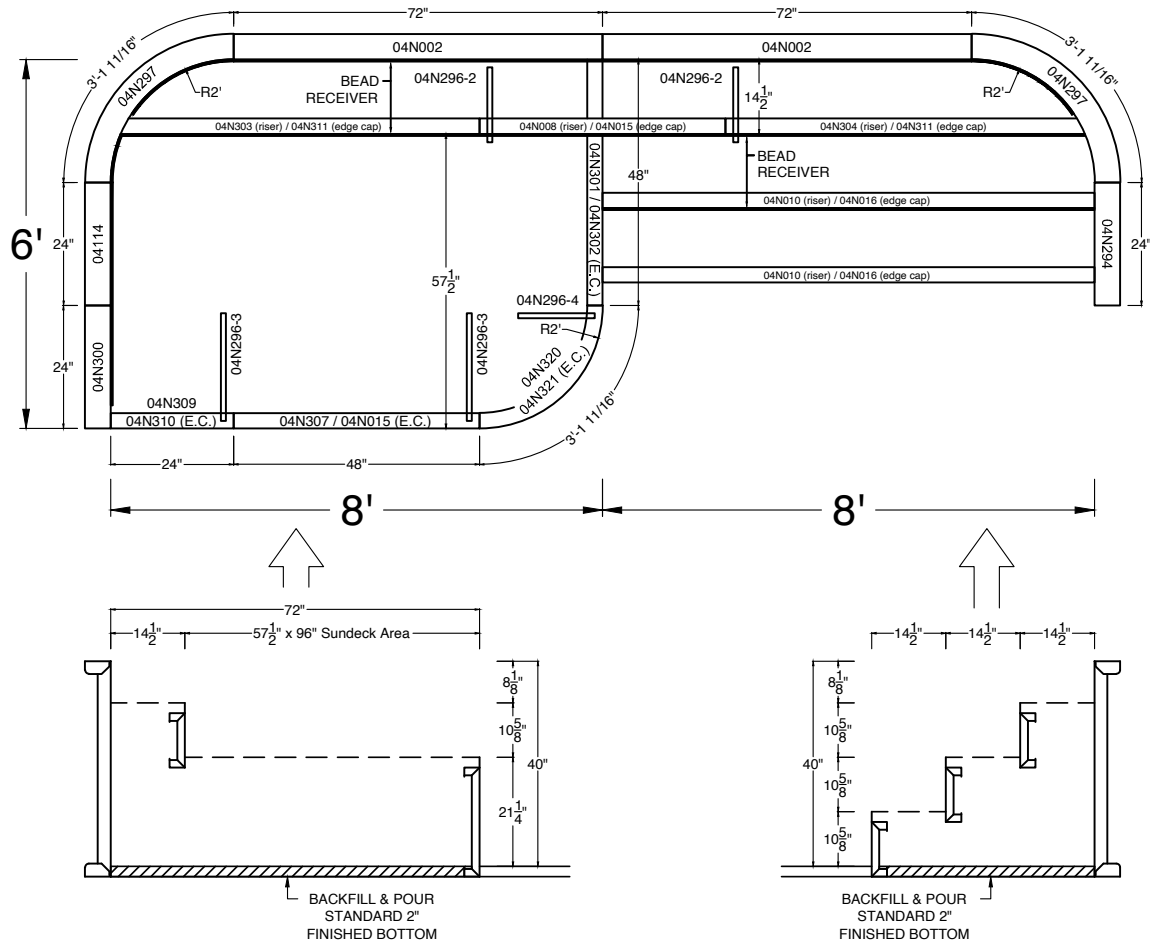
THIS STAIR / SUNDECK CONFORMS TO CURRENT APSP/ANSI/ICC-5 2011 & ISPSC 2021 STANDARDS FOR RESIDENTIAL INGROUND SWIMMING POOLS





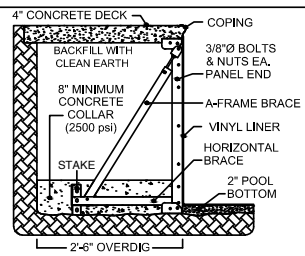
**04SS162R-0808-06RB**

**16'x2'R NEXUS SIDE BY SIDE w/ 8' STAIR & 8'x6' SUNDECK RIGHT**



**BILL OF MATERIALS - 04SS162R-0808-06RB**

QUANTITY	NAME	PART #	EDGE CAP PART#
3	75 PACK HEX BOLT AND WASHER	PAK75	
6	8" BEAD TRACK	048BRP	
1	TEK SCREW PACK - 75 PCS.	TEK75	
1	18" BENCH/SUNDECK BRACE	04N296-4	
1	2' BACK PANEL FOR MIDDLE AND BOTTOM TREAD	04N294	
1	2' BENCH/SUNDECK RISER & EDGE CAP	04N309	04N310
1	2' BENCH/SUNDECK END PANEL	04N300	
1	2' PLAIN PANEL	04114	
2	24" BENCH/SUNDECK BRACE	04N296-3	
2	2'R BACK PANEL	04N297	
1	2'RR BENCH/SUNDECK RISER & EDGE CAP	04N320	04N321
1	4' BENCH/SUNDECK RISER & 4' EDGE CAP	04N307	04N015
1	4' BENCH/SUNDECK TO STRAIGHT STAIR TRANSITION RISER & EDGE CAP	04N301	04N302
1	4' RISER & 4' EDGE CAP	04N008	04N015
1	5'10" LEFT TOP STEP RISER FOR 2'R STAIR & 5'10" EDGE CAP	04N304	04N0311
1	5'10" RIGHT TOP STEP RISER FOR 2'R STAIR & 5'10" EDGE CAP	04N303	04N0311
2	6" BACK PANEL	04N002	
2	8" RISER & 8" EDGE CAP	04N010	04N016
2	TOP STEP BRACE	04N296-2	



**FILE NUMBER :** 04SS162R-0808-06RB  
**DRAWN BY :** jeide



33 Wade Rd.  
 Latham, NY 12110  
 phn: 518-786-1200  
 fax: 518-786-0954

**CUSTOMER SIGNATURE REQUIRED**

**DATE**

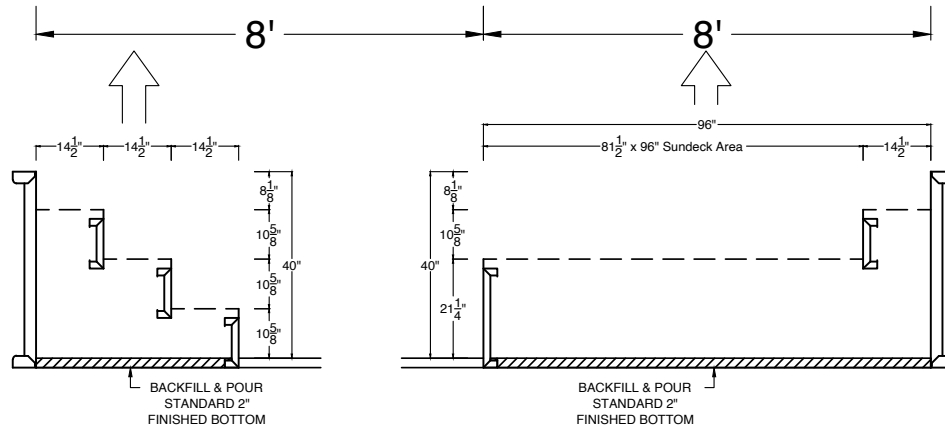
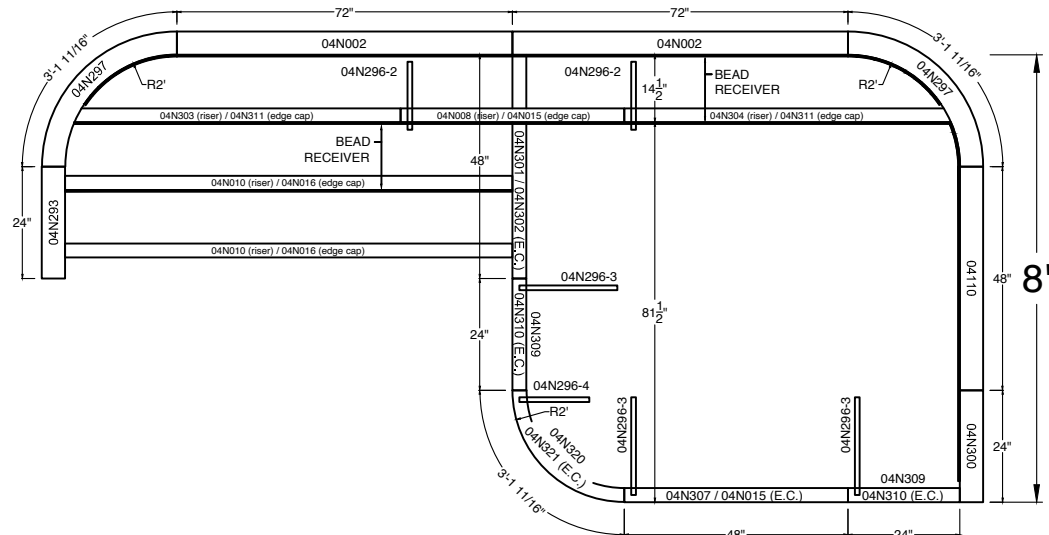
**NOTES FOR INSTALLER:**

- SOME PERIMETER PANELS WILL REQUIRE DRILLING HOLES TO ATTACH BEAD RECEIVER

**STEEL**  
 THIS STAIR / SUNDECK CONFORMS TO CURRENT APSP/ANSI/ICC-5 2011 & ISPS 2021 STANDARDS FOR RESIDENTIAL INGROUND SWIMMING POOLS

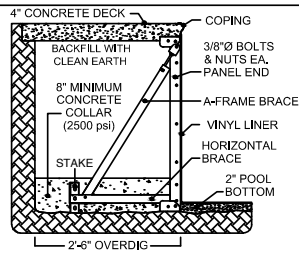
**04SS162R-0808-08LB**

**16'x2'R NEXUS SIDE BY SIDE w/ 8' STAIR & 8'x8' SUNDECK LEFT**



**BILL OF MATERIALS - 04SS162R-0808-08LB**

QUANTITY	NAME	PART #	EDGE CAP PART#
3	75 PACK HEX BOLT AND WASHER	PAK75	
6	8" BEAD TRACK	048BRP	
1	TEK SCREW PACK - 75 PCS.	TEK75	
1	18" BENCH/SUNDECK BRACE	04N296-4	
2	2' BENCH/SUNDECK RISER & EDGE CAP	04N309	04N310
1	2' BENCH/SUNDECK END PANEL	04N300	
1	2' RIGHT SIDE STAIR PANEL	04N293	
3	24" BENCH/SUNDECK BRACE	04N296-3	
2	2'R BACK PANEL	04N297	
1	2'RR BENCH/SUNDECK RISER & EDGE CAP	04N320	04N321
1	4' BENCH/SUNDECK RISER & 4' EDGE CAP	04N307	04N015
1	4' BENCH/SUNDECK TO STRAIGHT STAIR TRANSITION RISER & EDGE CAP	04N301	04N302
1	4' PLAIN PANEL	04110	
1	4' RISER & 4' EDGE CAP	04N008	04N015
1	5'10" LEFT TOP STEP RISER FOR 2'R STAIR & 5'10" EDGE CAP	04N304	04N0311
1	5'10" RIGHT TOP STEP RISER FOR 2'R STAIR & 5'10" EDGE CAP	04N303	04N0311
2	6' BACK PANEL	04N002	
2	8' RISER & 8' EDGE CAP	04N010	04N016
2	TOP STEP BRACE	04N296-2	



FILE NUMBER : 04SS162R-0808-08LB

DRAWN BY : jeide

**NOTES FOR INSTALLER:**

- SOME PERIMETER PANELS WILL REQUIRE DRILLING HOLES TO ATTACH BEAD RECEIVER



33 Wade Rd.  
Latham, NY 12110  
phn: 518-786-1200  
fax: 518-786-0954

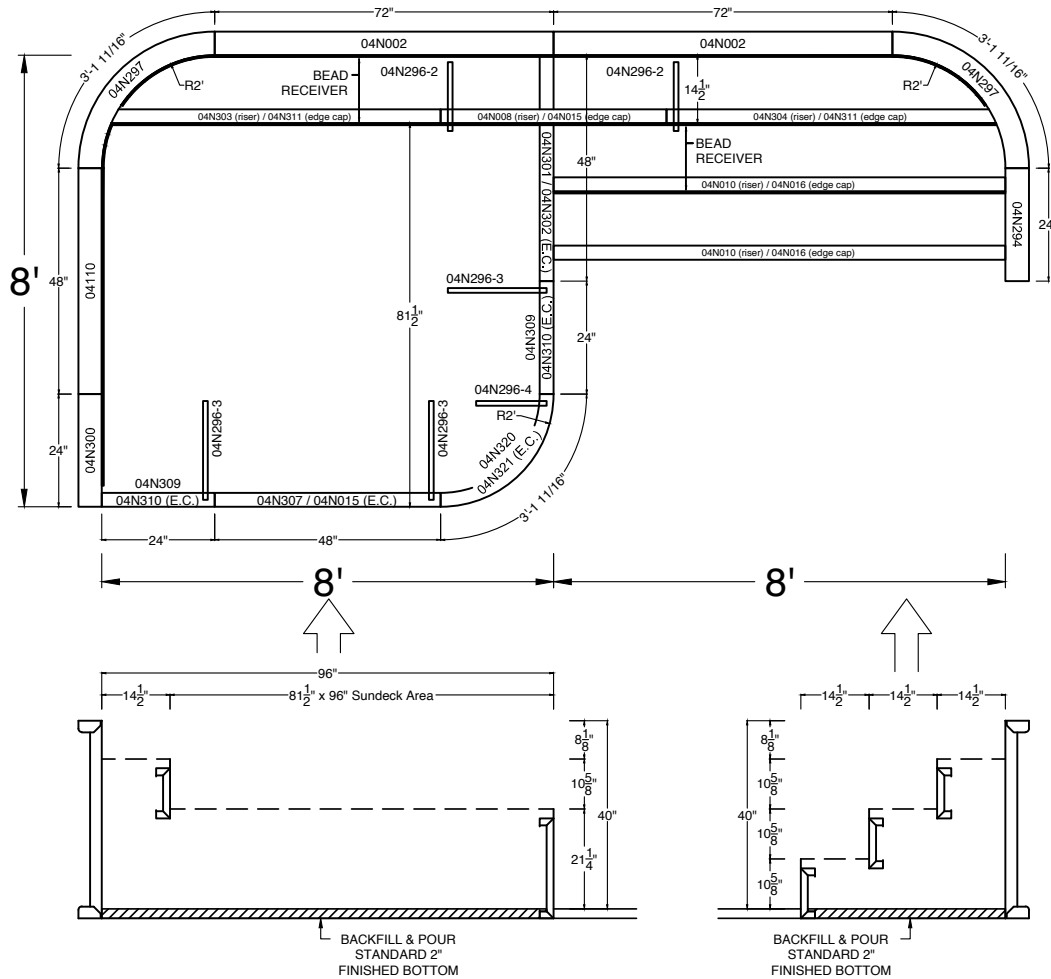
CUSTOMER SIGNATURE REQUIRED

DATE

**STEEL**

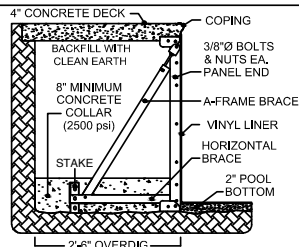
THIS STAIR / SUNDECK CONFORMS TO CURRENT APSP/ANSI/ICC-5 2011 & ISPSC 2021 STANDARDS FOR RESIDENTIAL INGROUND SWIMMING POOLS

**04SS162R-0808-08RB**  
**16'x2'R NEXUS SIDE BY SIDE w/ 8' STAIR & 8'x8' SUNDECK RIGHT**



**BILL OF MATERIALS - 04SS162R-0808-08RB**

QUANTITY	NAME	PART #	EDGE CAP PART#
3	75 PACK HEX BOLT AND WASHER	PAK75	
6	8" BEAD TRACK	048BRP	
1	TEK SCREW PACK - 75 PCS.	TEK75	
1	18" BENCH/SUNDECK BRACE	04N296-4	
1	2' BACK PANEL FOR MIDDLE AND BOTTOM TREAD	04N294	
2	2' BENCH/SUNDECK RISER & EDGE CAP	04N309	04N310
1	2' BENCH/SUNDECK END PANEL	04N300	
3	24" BENCH/SUNDECK BRACE	04N296-3	
2	2'R BACK PANEL	04N297	
1	2'RR BENCH/SUNDECK RISER & EDGE CAP	04N320	04N321
1	4' BENCH/SUNDECK RISER & 4' EDGE CAP	04N307	04N015
1	4' BENCH/SUNDECK TO STRAIGHT STAIR TRANSITION RISER & EDGE CAP	04N301	04N302
1	4' PLAIN PANEL	04110	
1	4' RISER & 4' EDGE CAP	04N008	04N015
1	5'10" LEFT TOP STEP RISER FOR 2'R STAIR & 5'10" EDGE CAP	04N304	04N0311
1	5'10" RIGHT TOP STEP RISER FOR 2'R STAIR & 5'10" EDGE CAP	04N303	04N0311
2	6" BACK PANEL	04N002	
2	8" RISER & 8" EDGE CAP	04N010	04N016
2	TOP STEP BRACE	04N296-2	



**FILE NUMBER :** 04SS162R-0808-08RB

**DRAWN BY :** jeide

**NOTES FOR INSTALLER:**

- SOME PERIMETER PANELS WILL REQUIRE DRILLING HOLES TO ATTACH BEAD RECEIVER



33 Wade Rd.  
 Latham, NY 12110  
 phn: 518-786-1200  
 fax: 518-786-0954

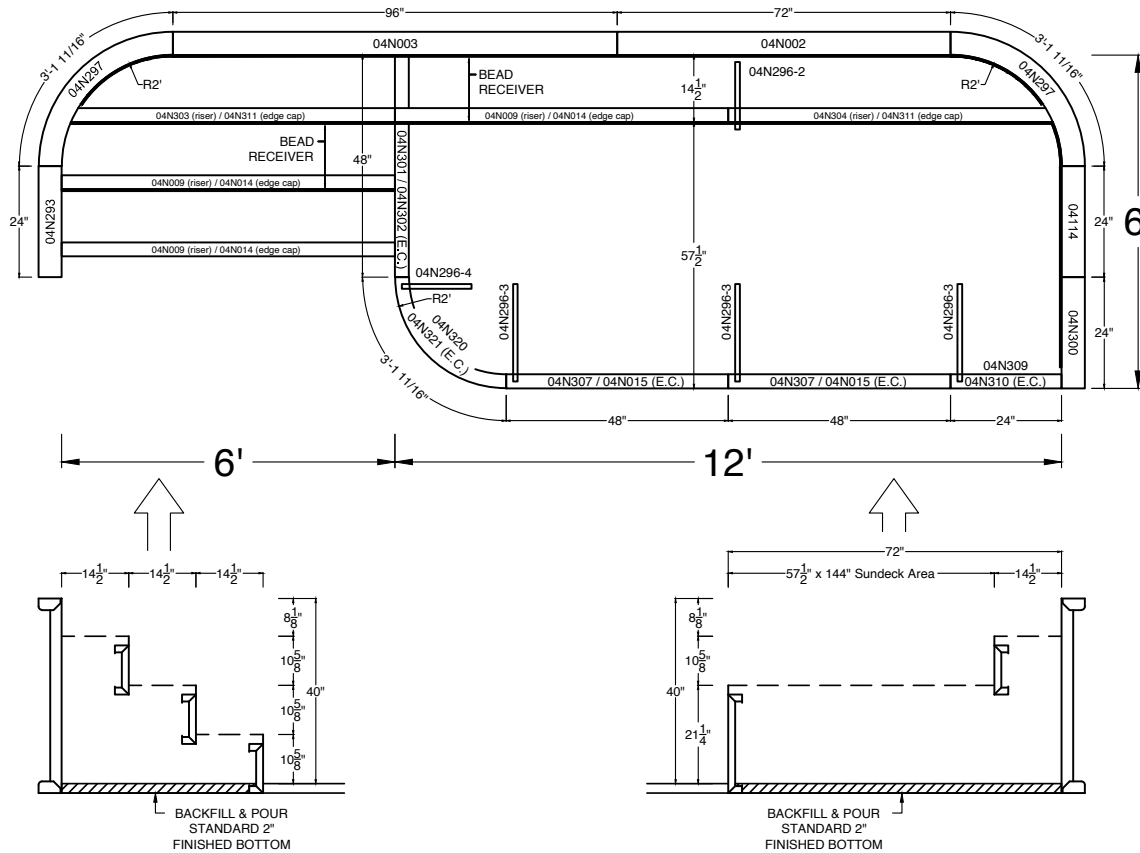
**CUSTOMER SIGNATURE REQUIRED**

**DATE**

**STEEL**

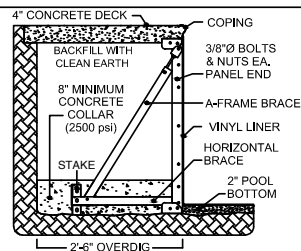
THIS STAIR / SUNDECK CONFORMS TO CURRENT APSP/ANSI/ICC-5 2011 & ISPS 2021 STANDARDS FOR RESIDENTIAL INGROUND SWIMMING POOLS

**04SS182R-0612-06LB**  
 18'x2'R NEXUS SIDE BY SIDE w/ 6' STAIR & 12'x6' SUNDECK LEFT



**BILL OF MATERIALS - 04SS182R-0612-06LB**

QUANTITY	NAME	PART #	EDGE CAP PART#
3	75 PACK HEX BOLT AND WASHER	PAK75	
6	8" BEAD TRACK	048BRP	
1	TEK SCREW PACK - 75 PCS.	TEK75	
1	18" BENCH/SUNDECK BRACE	04N296-4	
1	2' BENCH/SUNDECK RISER & EDGE CAP	04N309	04N310
1	2' BENCH/SUNDECK END PANEL	04N300	
1	2' PLAIN PANEL	04114	
1	2' RIGHT SIDE STAIR PANEL	04N293	
3	24" BENCH/SUNDECK BRACE	04N296-3	
2	2'R BACK PANEL	04N297	
1	2'RR BENCH/SUNDECK RISER & EDGE CAP	04N320	04N321
2	4' BENCH/SUNDECK RISER & 4' EDGE CAP	04N307	04N015
1	4' BENCH/SUNDECK TO STRAIGHT STAIR TRANSITION RISER & EDGE CAP	04N301	04N302
1	5'10" LEFT TOP STEP RISER FOR 2'R STAIR & 5'10" EDGE CAP	04N304	04N0311
1	5'10" RIGHT TOP STEP RISER FOR 2'R STAIR & 5'10" EDGE CAP	04N303	04N0311
1	6' BACK PANEL	04N002	
3	6' RISER & 6' EDGE CAP	04N009	04N014
1	8' BACK PANEL	04N003	
1	TOP STEP BRACE	04N296-2	



FILE NUMBER : 04SS182R-0612-06LB

DRAWN BY : jeide

**NOTES FOR INSTALLER:**

- SOME PERIMETER PANELS WILL REQUIRE DRILLING HOLES TO ATTACH BEAD RECEIVER



33 Wade Rd.  
 Latham, NY 12110  
 phn: 518-786-1200  
 fax: 518-786-0954

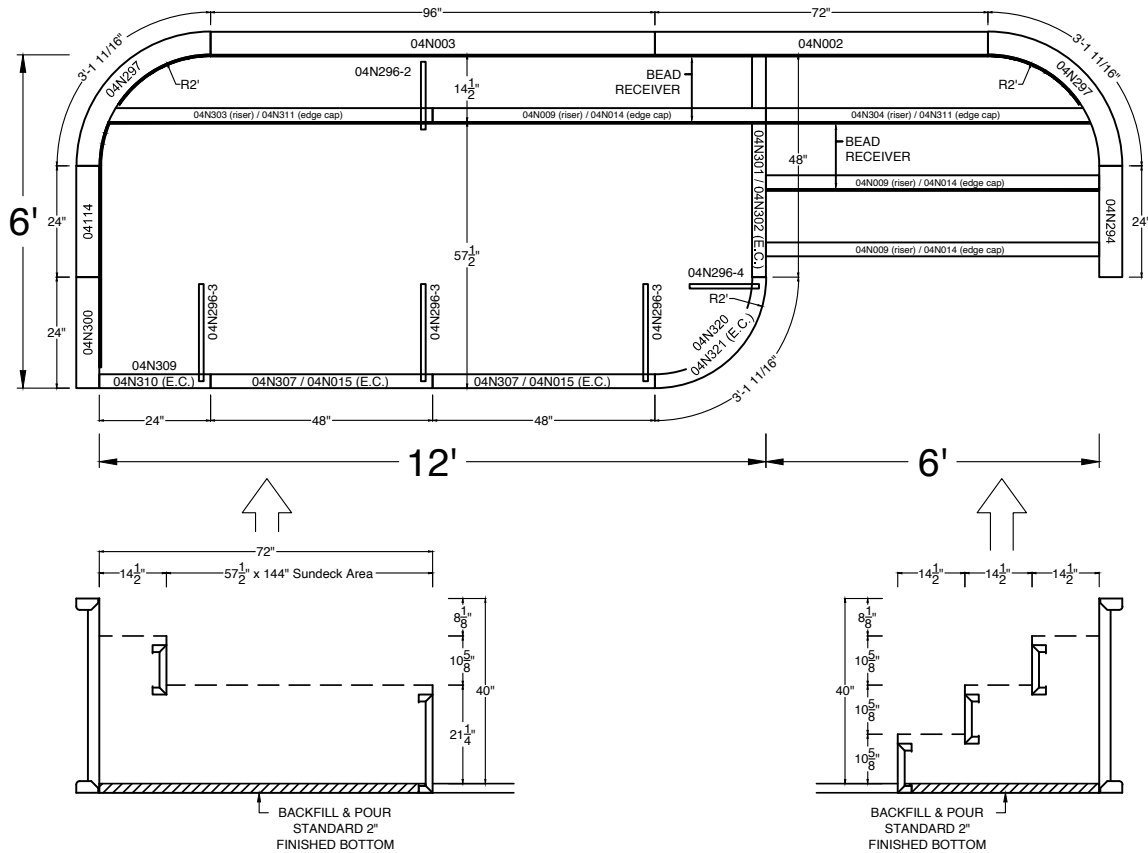
CUSTOMER SIGNATURE REQUIRED

DATE

**STEEL**

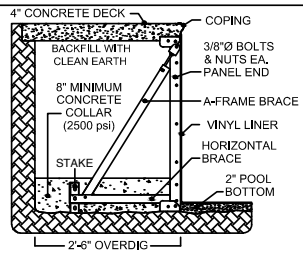
THIS STAIR / SUNDECK CONFORMS TO CURRENT APSP/ANSI/ICC-5 2011 & ISPS 2021 STANDARDS FOR RESIDENTIAL INGROUND SWIMMING POOLS

**04SS182R-0612-06RB**  
**18'x2'R NEXUS SIDE BY SIDE w/ 6' STAIR & 12'x6' SUNDECK RIGHT**



**BILL OF MATERIALS - 04SS182R-0612-06RB**

QUANTITY	NAME	PART #	EDGE CAP PART#
3	75 PACK HEX BOLT AND WASHER	PAK75	
6	8" BEAD TRACK	048BRP	
1	TEK SCREW PACK - 75 PCS.	TEK75	
1	18" BENCH/SUNDECK BRACE	04N296-4	
1	2' LEFT SIDE STAIR PANEL	04N294	
1	2' BENCH/SUNDECK RISER & EDGE CAP	04N309	04N310
1	2' BENCH/SUNDECK END PANEL	04N300	
1	2' PLAIN PANEL	04114	
3	24" BENCH/SUNDECK BRACE	04N296-3	
2	2'R BACK PANEL	04N297	
1	2'RR BENCH/SUNDECK RISER & EDGE CAP	04N320	04N321
2	4' BENCH/SUNDECK RISER & 4' EDGE CAP	04N307	04N015
1	4' BENCH/SUNDECK TO STRAIGHT STAIR TRANSITION RISER & EDGE CAP	04N301	04N302
1	5'10" LEFT TOP STEP RISER FOR 2'R STAIR & 5'10" EDGE CAP	04N304	04N0311
1	5'10" RIGHT TOP STEP RISER FOR 2'R STAIR & 5'10" EDGE CAP	04N303	04N0311
1	6' BACK PANEL	04N002	
3	6' RISER & 6' EDGE CAP	04N009	04N014
1	8' BACK PANEL	04N003	
1	TOP STEP BRACE	04N296-2	



**FILE NUMBER :** 04SS182R-0612-06RB  
**DRAWN BY :** jeide



33 Wade Rd.  
 Latham, NY 12110  
 phn: 518-786-1200  
 fax: 518-786-0954

**CUSTOMER SIGNATURE REQUIRED**

**DATE**

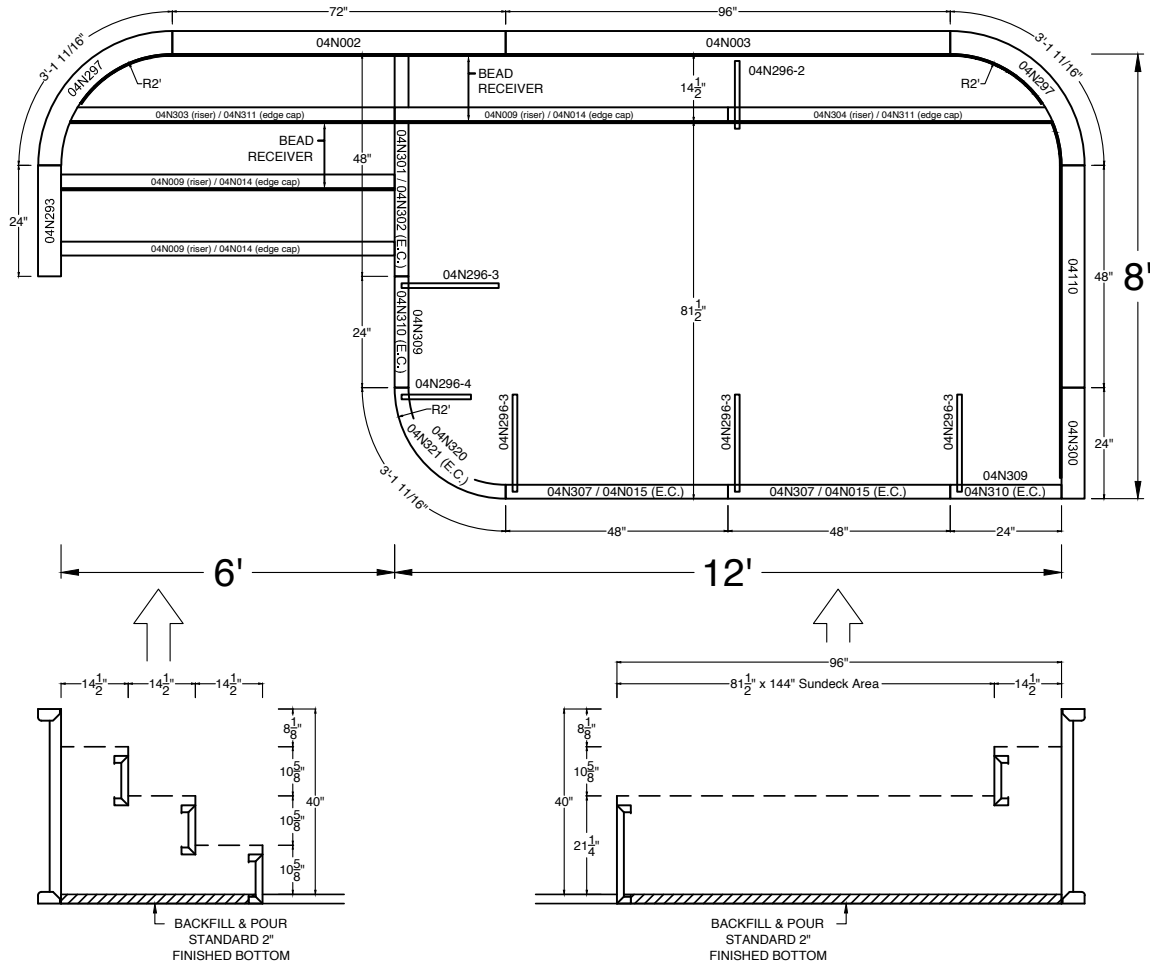
**NOTES FOR INSTALLER:**

- SOME PERIMETER PANELS WILL REQUIRE DRILLING HOLES TO ATTACH BEAD RECEIVER

**STEEL**  
 THIS STAIR / SUNDECK CONFORMS TO CURRENT APSP/ANSI/ICC-5 2011 & ISPSC 2021 STANDARDS FOR RESIDENTIAL INGROUND SWIMMING POOLS

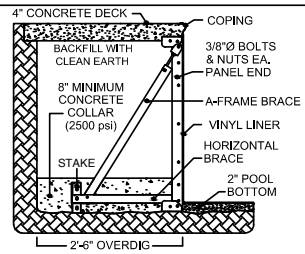
**04SS182R-0612-08LB**

**18'x2'R NEXUS SIDE BY SIDE w/ 6' STAIR & 12'x8' SUNDECK LEFT**



**BILL OF MATERIALS - 04SS182R-0612-08LB**

QUANTITY	NAME	PART #	EDGE CAP PART#
3	75 PACK HEX BOLT AND WASHER	PAK75	
7	8" BEAD TRACK	048BRP	
1	TEK SCREW PACK - 75 PCS.	TEK75	
1	18" BENCH/SUNDECK BRACE	04N296-4	
2	2' BENCH/SUNDECK RISER & EDGE CAP	04N309	04N310
1	2' BENCH/SUNDECK END PANEL	04N300	
1	2' RIGHT SIDE STAIR PANEL	04N293	
4	24" BENCH/SUNDECK BRACE	04N296-3	
2	2'R BACK PANEL	04N297	
1	2'RR BENCH/SUNDECK RISER & EDGE CAP	04N320	04N321
2	4' BENCH/SUNDECK RISER & 4' EDGE CAP	04N307	04N015
1	4' BENCH/SUNDECK TO STRAIGHT STAIR TRANSITION RISER & EDGE CAP	04N301	04N302
1	4' PLAIN PANEL	04110	
1	5'10" LEFT TOP STEP RISER FOR 2'R STAIR & 5'10" EDGE CAP	04N304	04N0311
1	5'10" RIGHT TOP STEP RISER FOR 2'R STAIR & 5'10" EDGE CAP	04N303	04N0311
1	6" BACK PANEL	04N002	
3	6" RISER & 6" EDGE CAP	04N009	04N014
1	8" BACK PANEL	04N003	
1	TOP STEP BRACE	04N296-2	



FILE NUMBER : 04SS182R-0612-08LB

DRAWN BY : jeide

**NOTES FOR INSTALLER:**

- SOME PERIMETER PANELS WILL REQUIRE DRILLING HOLES TO ATTACH BEAD RECEIVER



33 Wade Rd.  
Latham, NY 12110  
phn: 518-786-1200  
fax: 518-786-0954

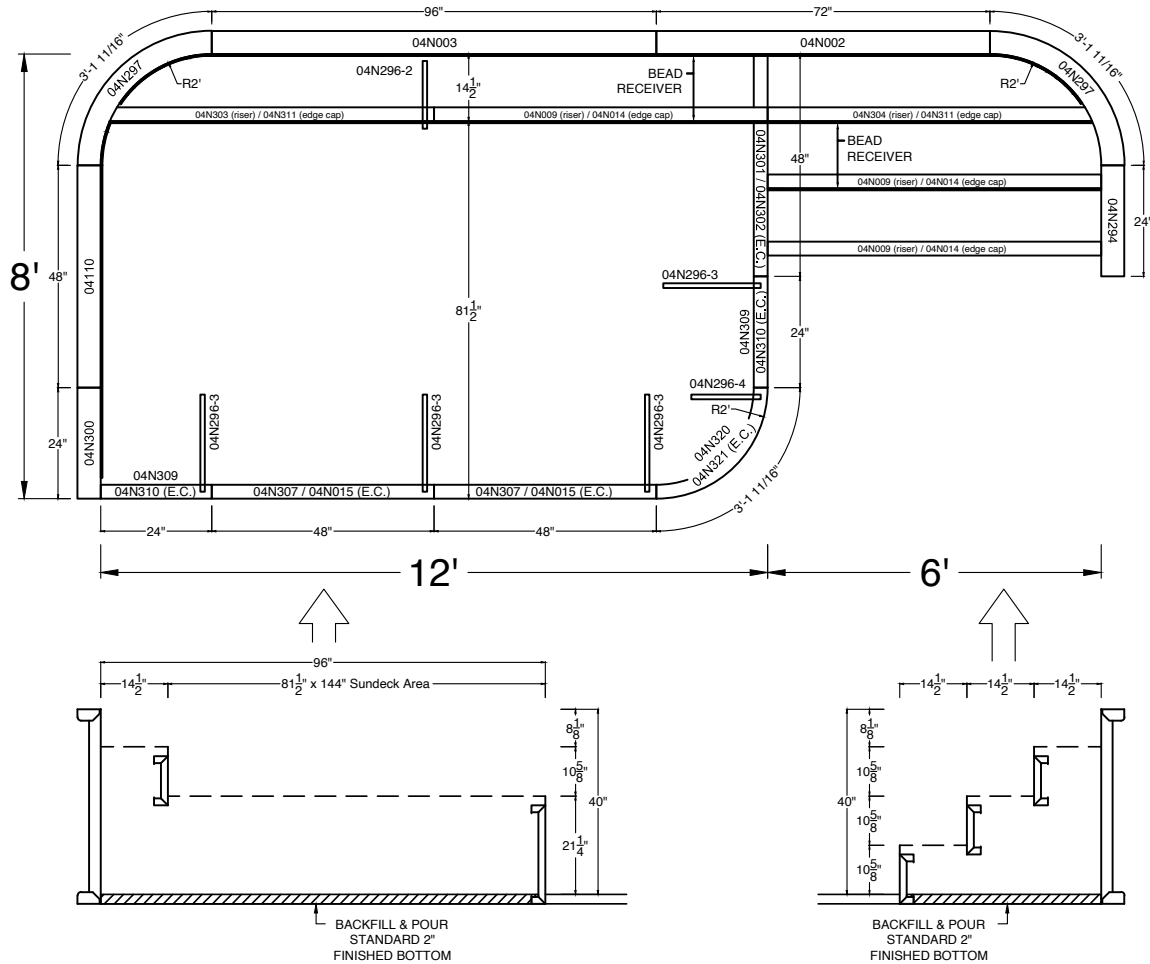
CUSTOMER SIGNATURE REQUIRED

DATE

**STEEL**

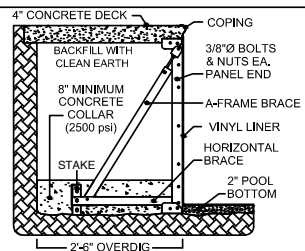
THIS STAIR / SUNDECK CONFORMS TO CURRENT APSP/ANSI/ICC-5 2011 & ISPS 2021 STANDARDS FOR RESIDENTIAL INGROUND SWIMMING POOLS

**04SS182R-0612-08RB**  
**18'x2'R NEXUS SIDE BY SIDE w/ 6' STAIR & 12'x8' SUNDECK RIGHT**



**BILL OF MATERIALS - 04SS182R-0612-08RB**

QUANTITY	NAME	PART #	EDGE CAP PART#
3	75 PACK HEX BOLT AND WASHER	PAK75	
7	8" BEAD TRACK	048BRP	
1	TEK SCREW PACK - 75 PCS.	TEK75	
1	18" BENCH/SUNDECK BRACE	04N296-4	
1	2' LEFT SIDE STAIR PANEL	04N294	
2	2' BENCH/SUNDECK RISER & EDGE CAP	04N309	04N310
1	2' BENCH/SUNDECK END PANEL	04N300	
4	24" BENCH/SUNDECK BRACE	04N296-3	
2	2'R BACK PANEL	04N297	
1	2'RR BENCH/SUNDECK RISER & EDGE CAP	04N320	04N321
2	4' BENCH/SUNDECK RISER & 4' EDGE CAP	04N307	04N015
1	4' BENCH/SUNDECK TO STRAIGHT STAIR TRANSITION RISER & EDGE CAP	04N301	04N302
1	4' PLAIN PANEL	04110	
1	5'10" LEFT TOP STEP RISER FOR 2'R STAIR & 5'10" EDGE CAP	04N304	04N0311
1	5'10" RIGHT TOP STEP RISER FOR 2'R STAIR & 5'10" EDGE CAP	04N303	04N0311
1	6' BACK PANEL	04N002	
3	6' RISER & 6' EDGE CAP	04N009	04N014
1	8' BACK PANEL	04N003	
1	TOP STEP BRACE	04N296-2	



**FILE NUMBER :** 04SS182R-0612-08RB  
**DRAWN BY :** jeide



33 Wade Rd.  
 Latham, NY 12110  
 phn: 518-786-1200  
 fax: 518-786-0954

**CUSTOMER SIGNATURE REQUIRED** \_\_\_\_\_  
 \_\_\_\_\_

**DATE** \_\_\_\_\_

**NOTES FOR INSTALLER:**

- SOME PERIMETER PANELS WILL REQUIRE DRILLING HOLES TO ATTACH BEAD RECEIVER

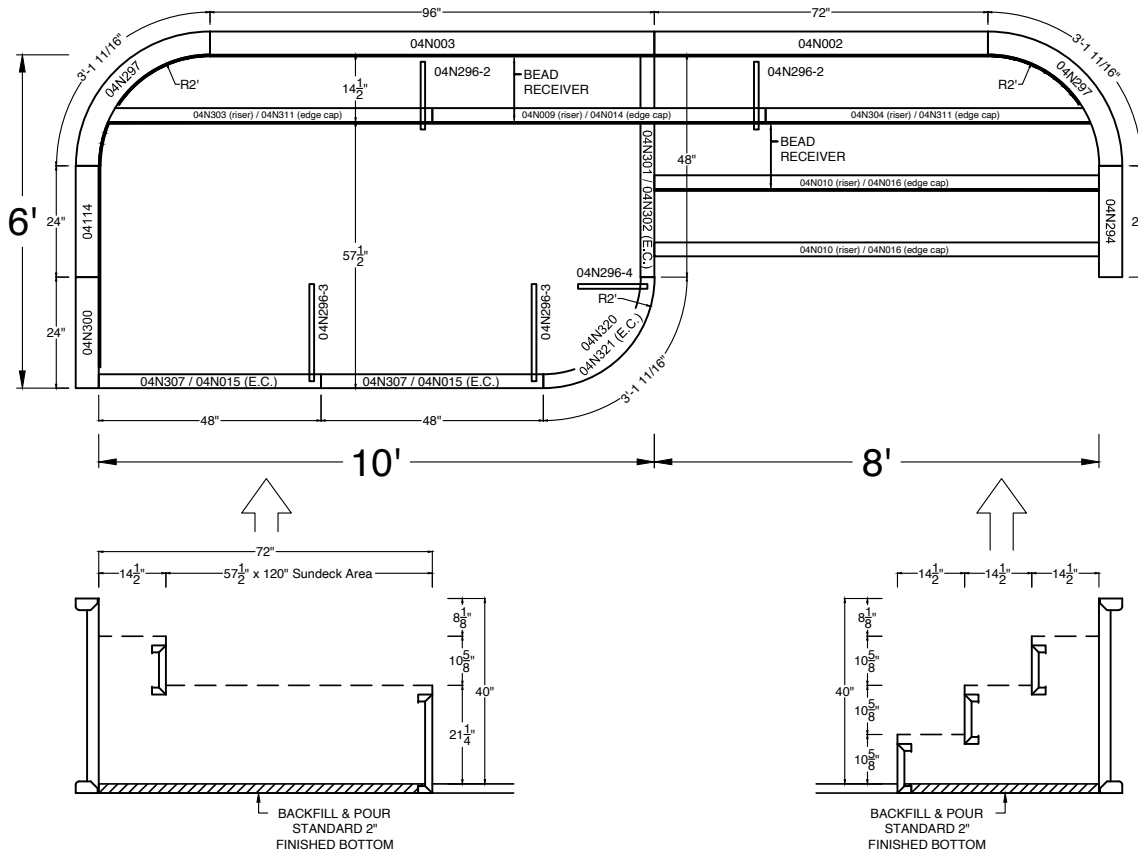
**STEEL**

THIS STAIR / SUNDECK CONFORMS TO CURRENT APSP/ANSI/ICC-5 2011 & ISPSC 2021 STANDARDS FOR RESIDENTIAL INGROUND SWIMMING POOLS



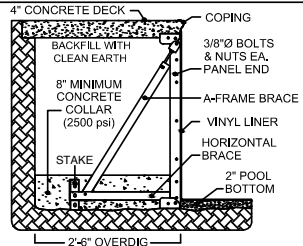


**04SS182R-0810-06RB**  
**18'x2'R NEXUS SIDE BY SIDE w/ 8' STAIR & 10'x6' SUNDECK RIGHT**



**BILL OF MATERIALS - 04SS182R-0810-06RB**

QUANTITY	NAME	PART #	EDGE CAP PART#
3	75 PACK HEX BOLT AND WASHER	PAK75	
7	8" BEAD TRACK	048BRP	
1	TEK SCREW PACK - 75 PCS.	TEK75	
1	18" BENCH/SUNDECK BRACE	04N296-4	
1	2" BENCH/SUNDECK END PANEL	04N300	
1	2' LEFT SIDE STAIR PANEL	04N294	
1	2' PLAIN PANEL	04114	
2	24" BENCH/SUNDECK BRACE	04N296-3	
2	2'R BACK PANEL	04N297	
1	2'RR BENCH/SUNDECK RISER & EDGE CAP	04N320	04N321
2	4' BENCH/SUNDECK RISER & 4' EDGE CAP	04N307	04N015
1	4' BENCH/SUNDECK TO STRAIGHT STAIR TRANSITION RISER & EDGE CAP	04N301	04N302
1	5'10" LEFT TOP STEP RISER FOR 2'R STAIR & 5'10" EDGE CAP	04N304	04N0311
1	5'10" RIGHT TOP STEP RISER FOR 2'R STAIR & 5'10" EDGE CAP	04N303	04N0311
1	6' BACK PANEL	04N002	
1	6' RISER & 6' EDGE CAP	04N009	04N014
1	8' BACK PANEL	04N003	
2	8' RISER & 8' EDGE CAP	04N010	04N016
2	TOP STEP BRACE	04N296-2	



**FILE NUMBER :** 04SS182R-0810-06RB  
**DRAWN BY :** jeide



33 Wade Rd.  
 Latham, NY 12110  
 phn: 518-786-1200  
 fax: 518-786-0954

**CUSTOMER SIGNATURE REQUIRED**

**DATE**

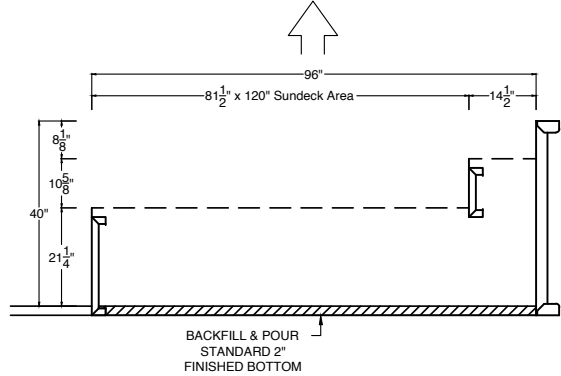
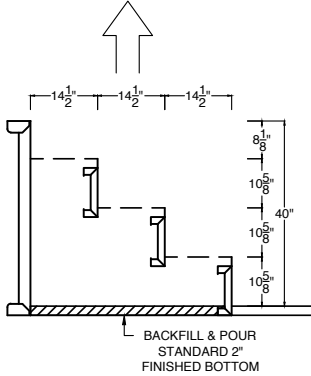
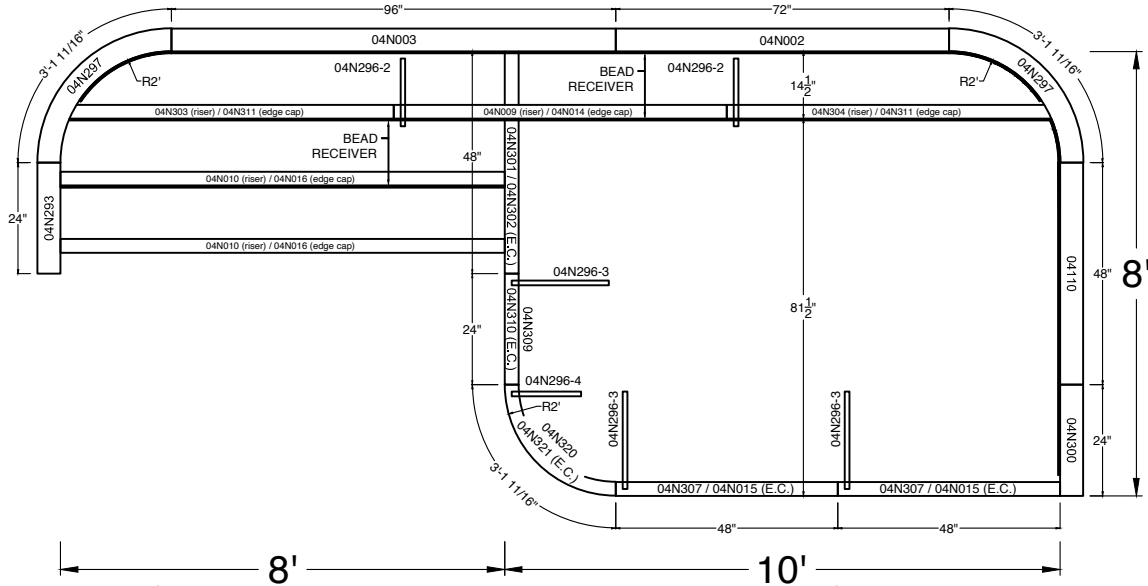
**NOTES FOR INSTALLER:**

- SOME PERIMETER PANELS WILL REQUIRE DRILLING HOLES TO ATTACH BEAD RECEIVER

**STEEL**  
 THIS STAIR / SUNDECK CONFORMS TO CURRENT **APSP/ANSI/ICC-5 2011** & **ISPS 2021** STANDARDS FOR RESIDENTIAL INGROUND SWIMMING POOLS

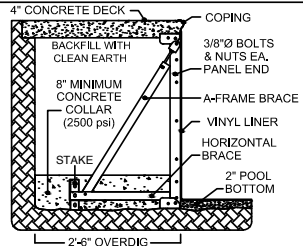
**04SS182R-0810-08LB**

**18'x2'R NEXUS SIDE BY SIDE w/ 8' STAIR & 10'x8' SUNDECK LEFT**



**BILL OF MATERIALS - 04SS182R-0810-08LB**

QUANTITY	NAME	PART #	EDGE CAP PART#
3	75 PACK HEX BOLT AND WASHER	PAK75	
7	8" BEAD TRACK	048BRP	
1	TEK SCREW PACK - 75 PCS.	TEK75	
1	18" BENCH/SUNDECK BRACE	04N296-4	
1	2' BENCH/SUNDECK RISER & EDGE CAP	04N309	04N310
1	2' BENCH/SUNDECK END PANEL	04N300	
1	2' RIGHT SIDE STAIR PANEL	04N293	
3	24" BENCH/SUNDECK BRACE	04N296-3	
2	2'R BACK PANEL	04N297	
1	2'RR BENCH/SUNDECK RISER & EDGE CAP	04N320	04N321
2	4' BENCH/SUNDECK RISER & 4' EDGE CAP	04N307	04N015
1	4' BENCH/SUNDECK TO STRAIGHT STAIR TRANSITION RISER & EDGE CAP	04N301	04N302
1	4' PLAIN PANEL	04110	
1	5'10" LEFT TOP STEP RISER FOR 2'R STAIR & 5'10" EDGE CAP	04N304	04N0311
1	5'10" RIGHT TOP STEP RISER FOR 2'R STAIR & 5'10" EDGE CAP	04N303	04N0311
1	6' BACK PANEL	04N002	
1	6' RISER & 6' EDGE CAP	04N009	04N014
1	8' BACK PANEL	04N003	
2	8' RISER & 8' EDGE CAP	04N010	04N016
2	TOP STEP BRACE	04N296-2	



**FILE NUMBER :** 04SS182R-0810-08LB  
**DRAWN BY :** jeide



33 Wade Rd.  
 Latham, NY 12110  
 phn: 518-786-1200  
 fax: 518-786-0954

**CUSTOMER SIGNATURE REQUIRED**

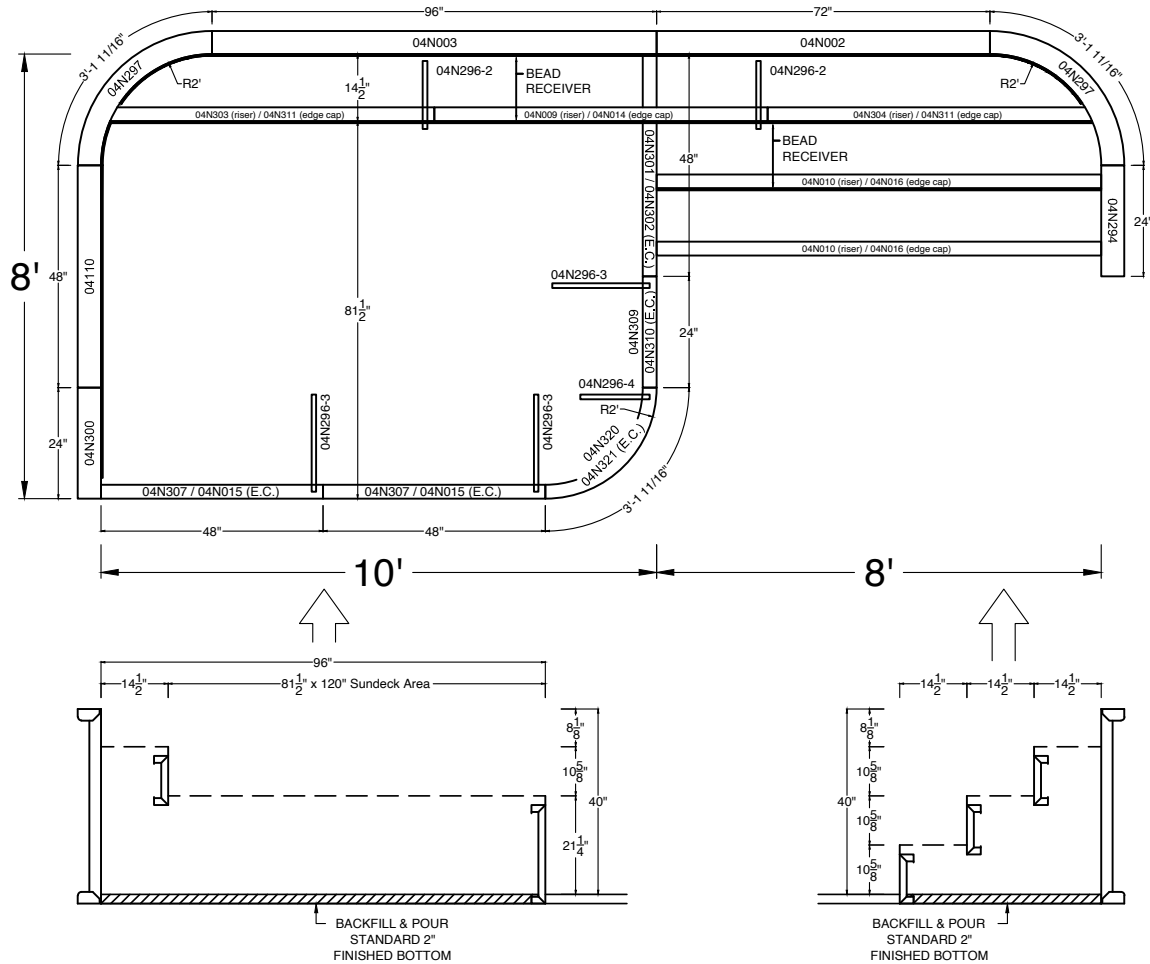
**DATE**

**NOTES FOR INSTALLER:**

- SOME PERIMETER PANELS WILL REQUIRE DRILLING HOLES TO ATTACH BEAD RECEIVER

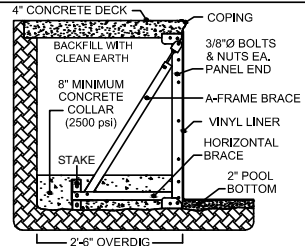
**STEEL**  
 THIS STAIR / SUNDECK CONFORMS TO CURRENT APSP/ANSI/ICC-5 2011 & ISPS 2021 STANDARDS FOR RESIDENTIAL INGROUND SWIMMING POOLS

**04SS182R-0810-08RB**  
**18'x2'R NEXUS SIDE BY SIDE w/ 8' STAIR & 10'x8' SUNDECK RIGHT**



**BILL OF MATERIALS - 04SS182R-0810-08RB**

QUANTITY	NAME	PART #	EDGE CAP PART#
3	75 PACK HEX BOLT AND WASHER	PAK75	
7	8" BEAD TRACK	048BRP	
1	TEK SCREW PACK - 75 PCS.	TEK75	
1	18" BENCH/SUNDECK BRACE	04N296-4	
1	2' BENCH/SUNDECK RISER & EDGE CAP	04N309	04N310
1	2' BENCH/SUNDECK END PANEL	04N300	
1	2' LEFT SIDE STAIR PANEL	04N294	
3	24" BENCH/SUNDECK BRACE	04N296-3	
2	2'R BACK PANEL	04N297	
1	2'RR BENCH/SUNDECK RISER & EDGE CAP	04N320	04N321
2	4' BENCH/SUNDECK RISER & 4' EDGE CAP	04N307	04N015
1	4' BENCH/SUNDECK TO STRAIGHT STAIR TRANSITION RISER & EDGE CAP	04N301	04N302
1	4' PLAIN PANEL	04110	
1	5'10" LEFT TOP STEP RISER FOR 2'R STAIR & 5'10" EDGE CAP	04N304	04N0311
1	5'10" RIGHT TOP STEP RISER FOR 2'R STAIR & 5'10" EDGE CAP	04N303	04N0311
1	6' BACK PANEL	04N002	
1	6' RISER & 6' EDGE CAP	04N009	04N014
1	8' BACK PANEL	04N003	
2	8' RISER & 8' EDGE CAP	04N010	04N016
2	TOP STEP BRACE	04N296-2	



**FILE NUMBER :** 04SS182R-0810-08RB  
**DRAWN BY :** jeide



33 Wade Rd.  
 Latham, NY 12110  
 phn: 518-786-1200  
 fax: 518-786-0954

**CUSTOMER SIGNATURE REQUIRED**

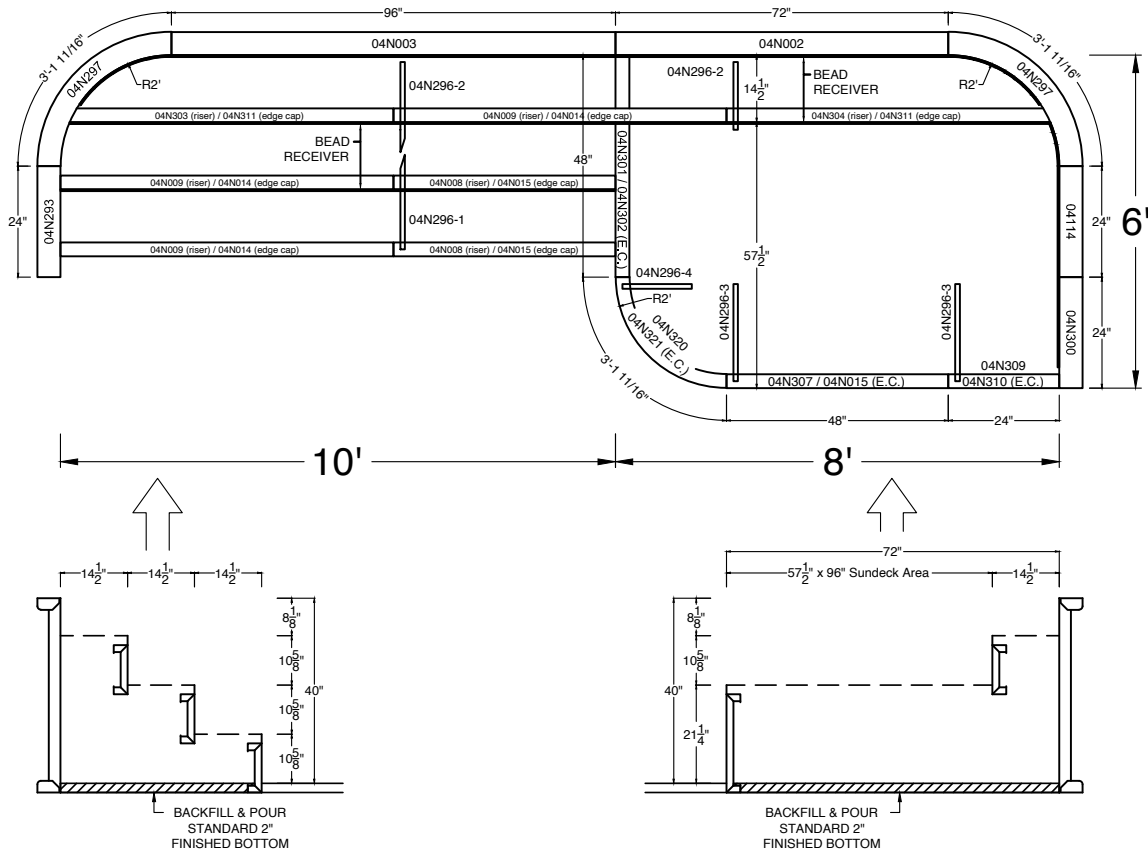
**DATE**

**NOTES FOR INSTALLER:**

- SOME PERIMETER PANELS WILL REQUIRE DRILLING HOLES TO ATTACH BEAD RECEIVER

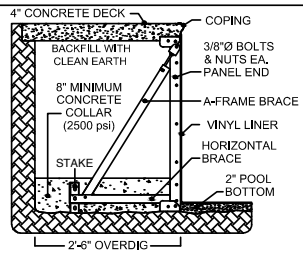
**STEEL**  
 THIS STAIR / SUNDECK CONFORMS TO CURRENT APSP/ANSI/ICC-5 2011 & ISPSC 2021 STANDARDS FOR RESIDENTIAL INGROUND SWIMMING POOLS

**04SS182R-1008-06LB**  
 18'x2'R NEXUS SIDE BY SIDE w/ 10' STAIR & 8'x6' SUNDECK LEFT



**BILL OF MATERIALS - 04SS182R-1008-06LB**

QUANTITY	NAME	PART #	EDGE CAP PART#
3	75 PACK HEX BOLT AND WASHER	PAK75	
7	8" BEAD TRACK	048BRP	
1	TEK SCREW PACK - 75 PCS.	TEK75	
1	18" BENCH/SUNDECK BRACE	04N296-4	
1	2' BENCH/SUNDECK RISER & EDGE CAP	04N309	04N310
1	2' BENCH/SUNDECK END PANEL	04N300	
1	2' PLAIN PANEL	04114	
1	2' RIGHT SIDE STAIR PANEL	04N293	
2	24" BENCH/SUNDECK BRACE	04N296-3	
2	2'R BACK PANEL	04N297	
1	2'RR BENCH/SUNDECK RISER & EDGE CAP	04N320	04N321
1	4' BENCH/SUNDECK RISER & 4' EDGE CAP	04N307	04N015
1	4' BENCH/SUNDECK TO STRAIGHT STAIR TRANSITION RISER & EDGE CAP	04N301	04N302
2	4' RISER & 4' EDGE CAP	04N008	04N015
1	5'10" LEFT TOP STEP RISER FOR 2'R STAIR & 5'10" EDGE CAP	04N304	04N0311
1	5'10" RIGHT TOP STEP RISER FOR 2'R STAIR & 5'10" EDGE CAP	04N303	04N0311
1	6' BACK PANEL	04N002	
3	6' RISER & 6' EDGE CAP	04N009	04N014
1	8' BACK PANEL	04N003	
1	BOTTOM STEP/SUNDECK BRACE	04N296-1	
2	TOP STEP BRACE	04N296-2	



FILE NUMBER : 04SS182R-1008-06LB

DRAWN BY : jeide

**NOTES FOR INSTALLER:**

- SOME PERIMETER PANELS WILL REQUIRE DRILLING HOLES TO ATTACH BEAD RECEIVER



33 Wade Rd.  
 Latham, NY 12110  
 phn: 518-786-1200  
 fax: 518-786-0954

CUSTOMER SIGNATURE REQUIRED

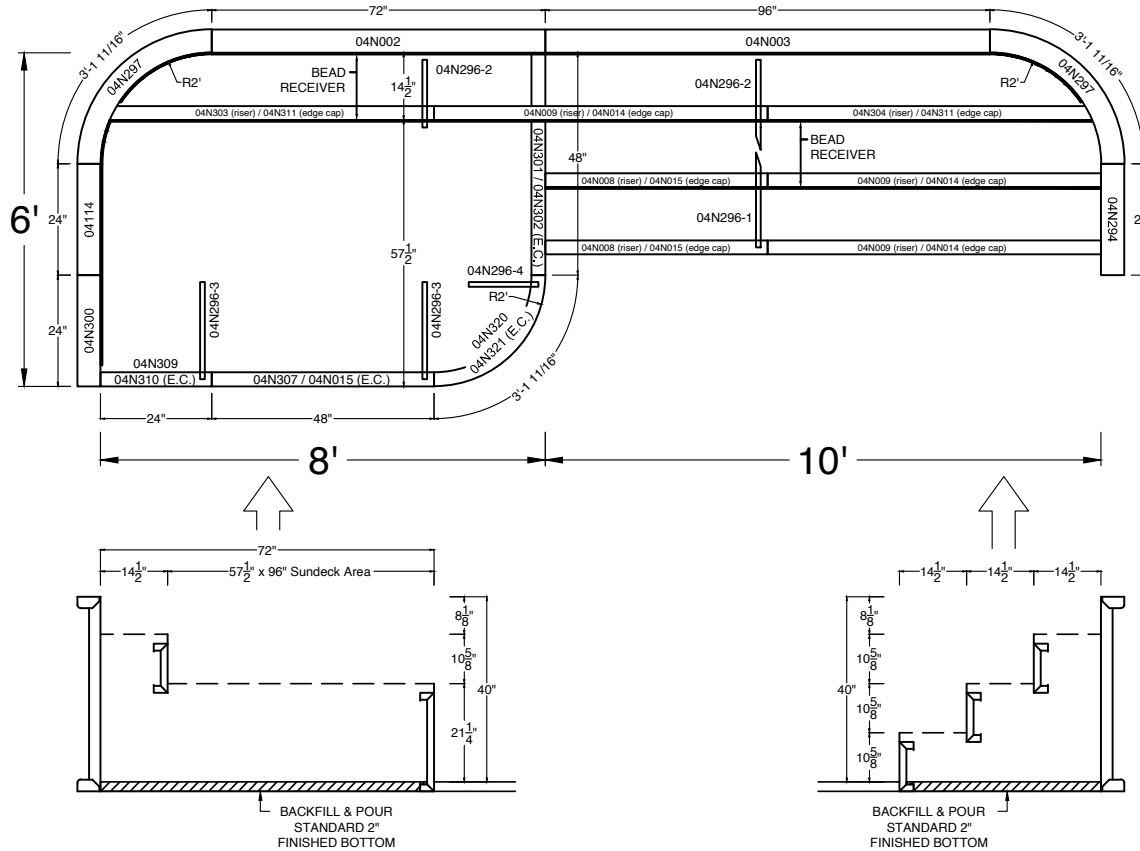
DATE

**STEEL**

THIS STAIR / SUNDECK CONFORMS TO CURRENT APSP/ANSI/ICC-5 2011 & ISPS 2021 STANDARDS FOR RESIDENTIAL INGROUND SWIMMING POOLS

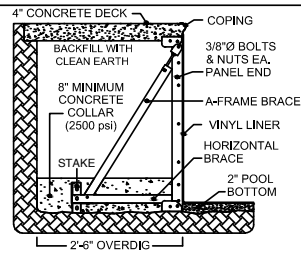
**04SS182R-1008-06RB**

**18'x2'R NEXUS SIDE BY SIDE w/ 10' STAIR & 8'x6' SUNDECK RIGHT**



**BILL OF MATERIALS - 04SS182R-1008-06RB**

QUANTITY	NAME	PART #	EDGE CAP PART#
3	75 PACK HEX BOLT AND WASHER	PAK75	
7	8" BEAD TRACK	048BRP	
1	TEK SCREW PACK - 75 PCS.	TEK75	
1	18" BENCH/SUNDECK BRACE	04N296-4	
1	2' LEFT SIDE STAIR PANEL	04N294	
1	2' BENCH/SUNDECK RISER & EDGE CAP	04N309	04N310
1	2' BENCH/SUNDECK END PANEL	04N300	
1	2' PLAIN PANEL	04114	
2	24" BENCH/SUNDECK BRACE	04N296-3	
2	2'R BACK PANEL	04N297	
1	2'RR BENCH/SUNDECK RISER & EDGE CAP	04N320	04N321
1	4' BENCH/SUNDECK RISER & 4' EDGE CAP	04N307	04N015
1	4' BENCH/SUNDECK TO STRAIGHT STAIR TRANSITION RISER & EDGE CAP	04N301	04N302
2	4' RISER & 4' EDGE CAP	04N008	04N015
1	5'10" LEFT TOP STEP RISER FOR 2'R STAIR & 5'10" EDGE CAP	04N304	04N0311
1	5'10" RIGHT TOP STEP RISER FOR 2'R STAIR & 5'10" EDGE CAP	04N303	04N0311
1	6" BACK PANEL	04N002	
3	6" RISER & 6" EDGE CAP	04N009	04N014
1	8" BACK PANEL	04N003	
1	BOTTOM STEP/SUNDECK BRACE	04N296-1	
2	TOP STEP BRACE	04N296-2	



**FILE NUMBER :** 04SS182R-1008-06RB

**DRAWN BY :** jeide

**NOTES FOR INSTALLER:**

- SOME PERIMETER PANELS WILL REQUIRE DRILLING HOLES TO ATTACH BEAD RECEIVER



33 Wade Rd.  
Latham, NY 12110  
phn: 518-786-1200  
fax: 518-786-0954

CUSTOMER SIGNATURE REQUIRED

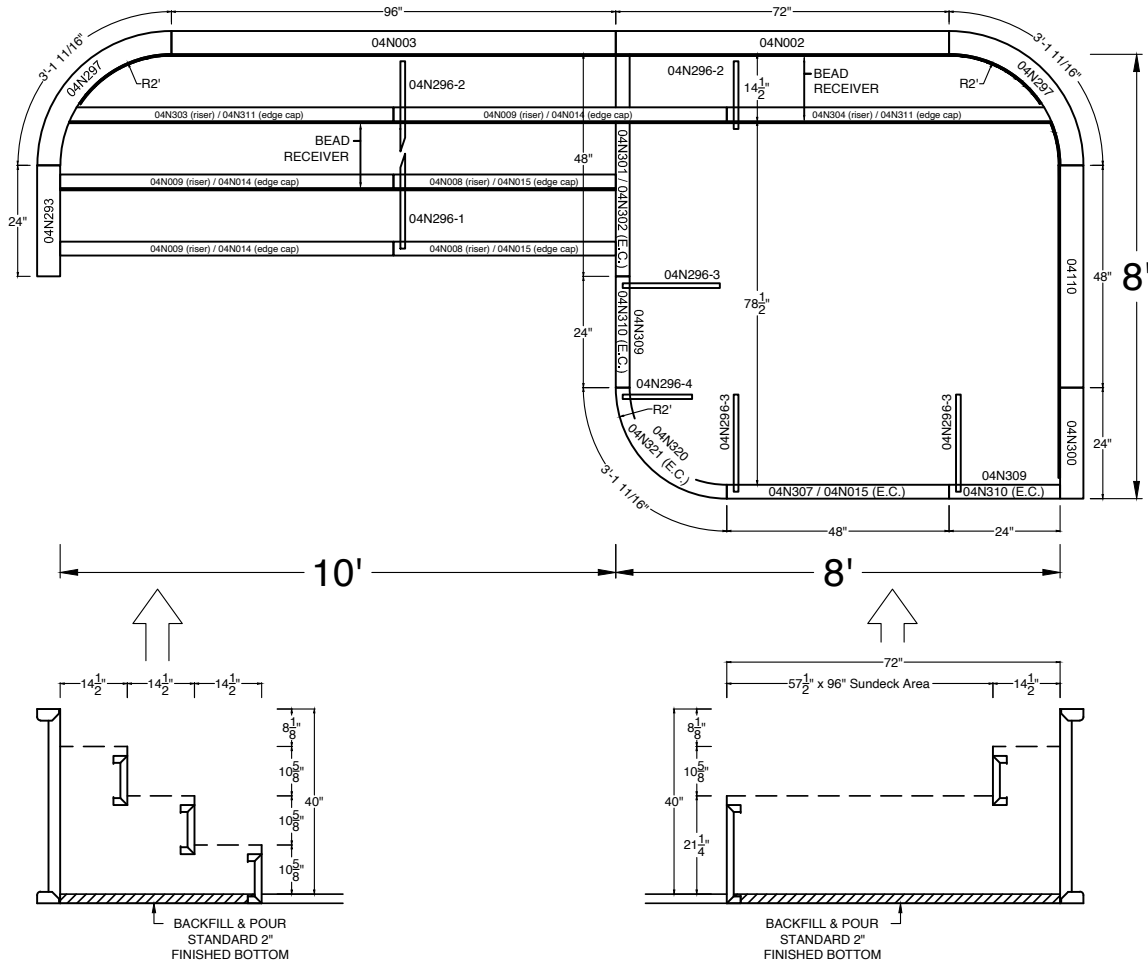
DATE

**STEEL**

THIS STAIR / SUNDECK CONFORMS TO CURRENT APSP/ANSI/ICC-5 2011 & ISPS 2021 STANDARDS FOR RESIDENTIAL INGROUND SWIMMING POOLS

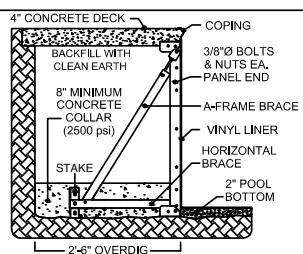
**04SS182R-1008-08LB**

**18'x2'R NEXUS SIDE BY SIDE w/ 10' STAIR & 8'x8' SUNDECK LEFT**



**BILL OF MATERIALS - 04SS182R-1008-08LB**

QUANTITY	NAME	PART #	EDGE CAP PART#
3	75 PACK HEX BOLT AND WASHER	PAK75	
7	8" BEAD TRACK	048BRP	
1	TEK SCREW PACK - 75 PCS.	TEK75	
1	18" BENCH/SUNDECK BRACE	04N296-4	
2	2' BENCH/SUNDECK RISER & EDGE CAP	04N309	04N310
1	2' BENCH/SUNDECK END PANEL	04N300	
1	2' RIGHT SIDE STAIR PANEL	04N293	
3	24" BENCH/SUNDECK BRACE	04N296-3	
2	2'R BACK PANEL	04N297	
1	2'RR BENCH/SUNDECK RISER & EDGE CAP	04N320	04N321
1	4' BENCH/SUNDECK RISER & 4' EDGE CAP	04N307	04N015
1	4' BENCH/SUNDECK TO STRAIGHT STAIR TRANSITION RISER & EDGE CAP	04N301	04N302
1	4' PLAIN PANEL	04110	
2	4' RISER & 4' EDGE CAP	04N008	04N015
1	5'10" LEFT TOP STEP RISER FOR 2'R STAIR & 5'10" EDGE CAP	04N304	04N0311
1	5'10" RIGHT TOP STEP RISER FOR 2'R STAIR & 5'10" EDGE CAP	04N303	04N0311
1	6' BACK PANEL	04N002	
3	6' RISER & 6' EDGE CAP	04N009	04N014
1	8' BACK PANEL	04N003	
1	BOTTOM STEP/SUNDECK BRACE	04N296-1	
2	TOP STEP BRACE	04N296-2	



FILE NUMBER : 04SS182R-1008-08LB

DRAWN BY : jeide



33 Wade Rd.  
Latham, NY 12110  
phn: 518-786-1200  
fax: 518-786-0954

**NOTES FOR INSTALLER:**

- SOME PERIMETER PANELS WILL REQUIRE DRILLING HOLES TO ATTACH BEAD RECEIVER

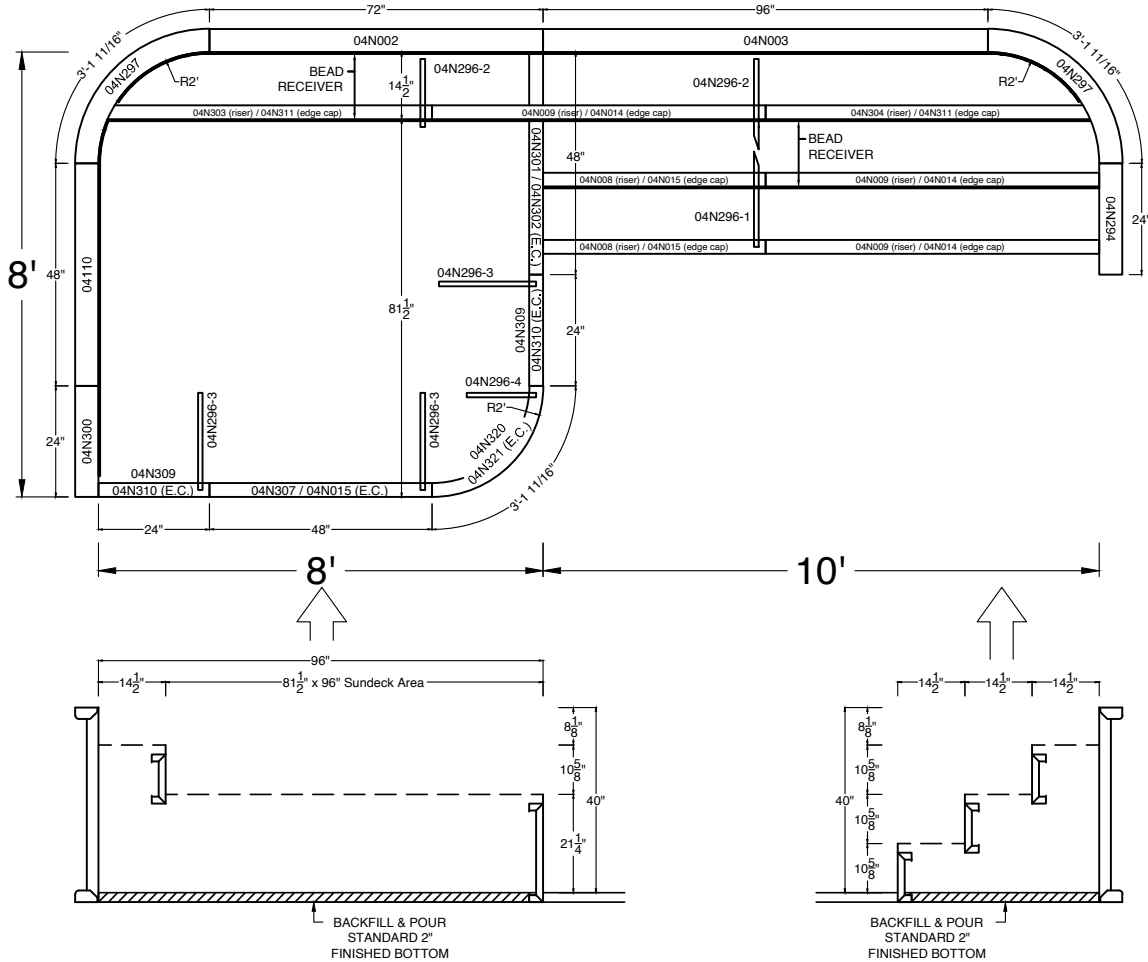
CUSTOMER SIGNATURE REQUIRED

DATE

**STEEL**

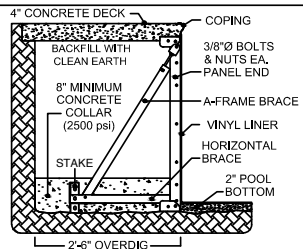
THIS STAIR / SUNDECK CONFORMS TO CURRENT APSP/ANSI/ICC-5 2011 & ISPSC 2021 STANDARDS FOR RESIDENTIAL INGROUND SWIMMING POOLS

**04SS182R-1008-08RB**  
**18'x2'R NEXUS SIDE BY SIDE w/ 10' STAIR & 8'x8' SUNDECK RIGHT**



**BILL OF MATERIALS - 04SS182R-1008-08RB**

QUANTITY	NAME	PART #	EDGE CAP PART#
3	75 PACK HEX BOLT AND WASHER	PAK75	
7	8" BEAD TRACK	048BRP	
1	TEK SCREW PACK - 75 PCS.	TEK75	
1	18" BENCH/SUNDECK BRACE	04N296-4	
2	2' BENCH/SUNDECK RISER & EDGE CAP	04N309	04N310
1	2' BENCH/SUNDECK END PANEL	04N300	
1	2' LEFT SIDE STAIR PANEL	04N294	
3	24" BENCH/SUNDECK BRACE	04N296-3	
2	2'R BACK PANEL	04N297	
1	2'RR BENCH/SUNDECK RISER & EDGE CAP	04N320	04N321
1	4' BENCH/SUNDECK RISER & 4' EDGE CAP	04N307	04N015
1	4' BENCH/SUNDECK TO STRAIGHT STAIR TRANSITION RISER & EDGE CAP	04N301	04N302
1	4' PLAIN PANEL	04110	
2	4' RISER & 4' EDGE CAP	04N008	04N015
1	5'10" LEFT TOP STEP RISER FOR 2'R STAIR & 5'10" EDGE CAP	04N304	04N0311
1	5'10" RIGHT TOP STEP RISER FOR 2'R STAIR & 5'10" EDGE CAP	04N303	04N0311
1	6' BACK PANEL	04N002	
3	6' RISER & 6' EDGE CAP	04N009	04N014
1	8' BACK PANEL	04N003	
1	BOTTOM STEP/SUNDECK BRACE	04N296-1	
2	TOP STEP BRACE	04N296-2	



**FILE NUMBER :** 04SS182R-1008-08RB  
**DRAWN BY :** jeide



33 Wade Rd.  
 Latham, NY 12110  
 phn: 518-786-1200  
 fax: 518-786-0954

**CUSTOMER SIGNATURE REQUIRED**

**DATE**

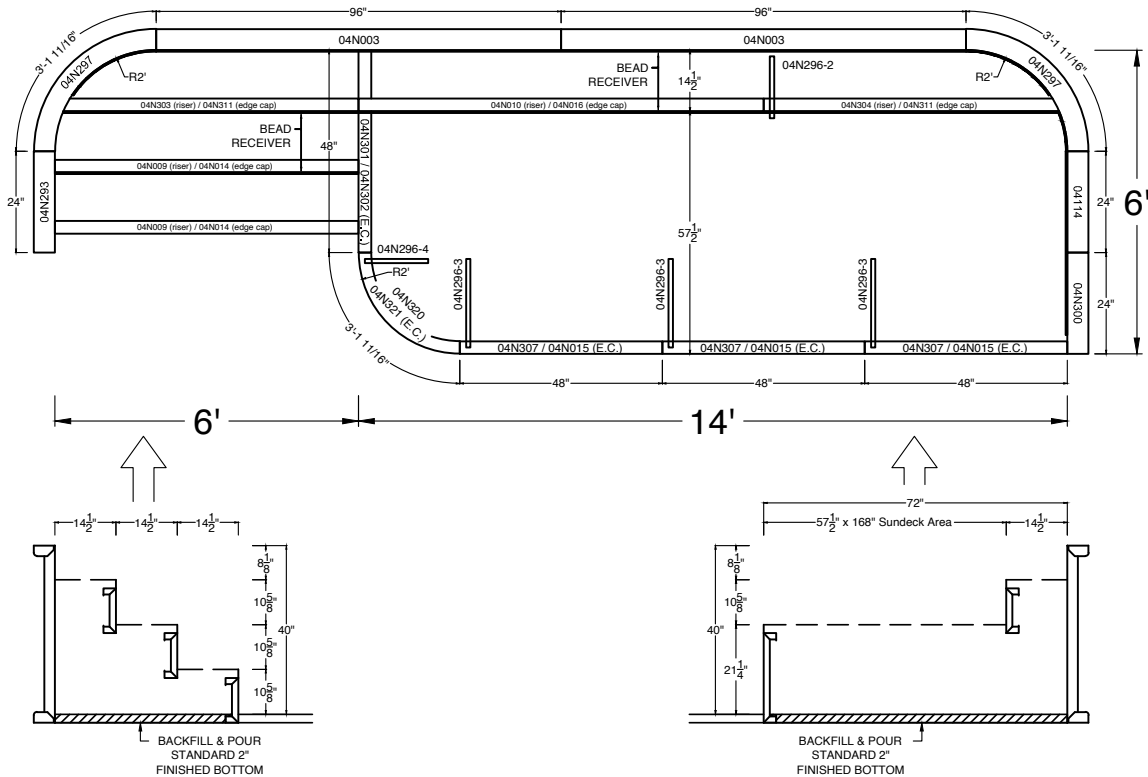
**NOTES FOR INSTALLER:**

- SOME PERIMETER PANELS WILL REQUIRE DRILLING HOLES TO ATTACH BEAD RECEIVER

**STEEL**  
 THIS STAIR / SUNDECK CONFORMS TO CURRENT APSP/ANSI/ICC-5 2011 & ISPSC 2021 STANDARDS FOR RESIDENTIAL INGROUND SWIMMING POOLS

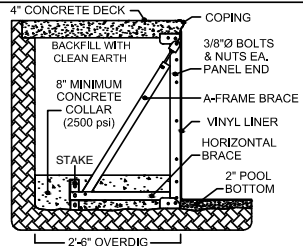


**04SS202R-0614-06LB**  
**20'x2'R NEXUS SIDE BY SIDE w/ 6' STAIR & 14'x6' SUNDECK LEFT**



**BILL OF MATERIALS - 04SS202R-0614-06LB**

QUANTITY	NAME	PART #	EDGE CAP PART#
3	75 PACK HEX BOLT AND WASHER	PAK75	
7	8" BEAD TRACK	048BRP	
1	TEK SCREW PACK - 75 PCS.	TEK75	
1	18" BENCH/SUNDECK BRACE	04N296-4	
1	2' BENCH/SUNDECK END PANEL	04N300	
1	2' PLAIN PANEL	04114	
1	2' RIGHT SIDE STAIR PANEL	04N293	
3	24" BENCH/SUNDECK BRACE	04N296-3	
2	2'R BACK PANEL	04N297	
1	2'RR BENCH/SUNDECK RISER & EDGE CAP	04N320	04N321
3	4' BENCH/SUNDECK RISER & 4' EDGE CAP	04N307	04N015
1	4' BENCH/SUNDECK TO STRAIGHT STAIR TRANSITION RISER & EDGE CAP	04N301	04N302
1	5'10" LEFT TOP STEP RISER FOR 2'R STAIR & 5'10" EDGE CAP	04N304	04N0311
1	5'10" RIGHT TOP STEP RISER FOR 2'R STAIR & 5'10" EDGE CAP	04N303	04N0311
2	6' RISER & 6' EDGE CAP	04N009	04N014
2	8' BACK PANEL	04N003	
1	8' RISER & 8' EDGE CAP	04N010	04N016
1	TOP STEP BRACE	04N296-2	



**FILE NUMBER :** 04SS202R-0614-06LB  
**DRAWN BY :** jeide



33 Wade Rd.  
 Latham, NY 12110  
 phn: 518-786-1200  
 fax: 518-786-0954

**CUSTOMER SIGNATURE REQUIRED**

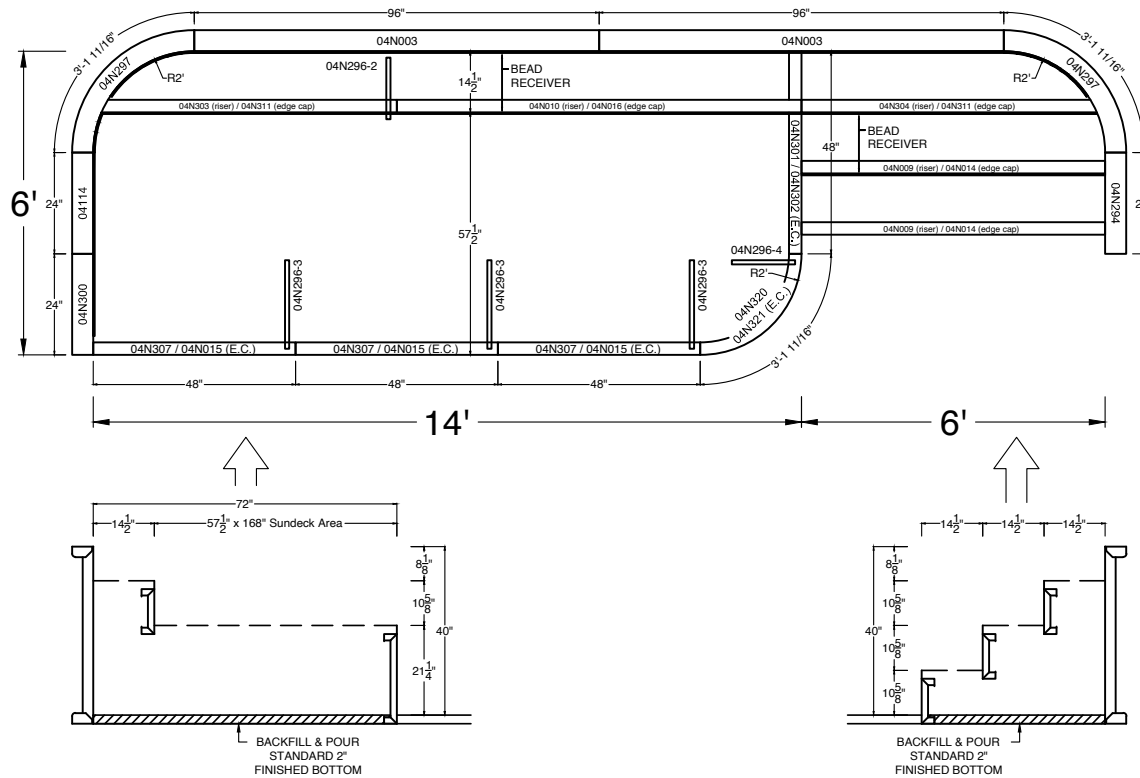
**DATE**

**NOTES FOR INSTALLER:**

- SOME PERIMETER PANELS WILL REQUIRE DRILLING HOLES TO ATTACH BEAD RECEIVER

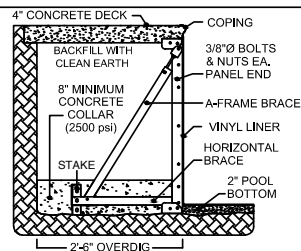
**STEEL**  
 THIS STAIR / SUNDECK CONFORMS TO CURRENT APSP/ANSI/ICC-5 2011 & ISPS 2021 STANDARDS FOR RESIDENTIAL INGROUND SWIMMING POOLS

**04SS202R-0614-06RB**  
**20'x2'R NEXUS SIDE BY SIDE w/ 6' STAIR & 14'x6' SUNDECK RIGHT**



**BILL OF MATERIALS - 04SS202R-0614-06RB**

QUANTITY	NAME	PART #	EDGE CAP PART#
3	75 PACK HEX BOLT AND WASHER	PAK75	
7	8" BEAD TRACK	048BRP	
1	TEK SCREW PACK - 75 PCS.	TEK75	
1	18" BENCH/SUNDECK BRACE	04N296-4	
1	2" BENCH/SUNDECK END PANEL	04N300	
1	2' LEFT SIDE STAIR PANEL	04N294	
1	2' PLAIN PANEL	04114	
3	24" BENCH/SUNDECK BRACE	04N296-3	
2	2'R BACK PANEL	04N297	
1	2'RR BENCH/SUNDECK RISER & EDGE CAP	04N320	04N321
3	4' BENCH/SUNDECK TO STRAIGHT STAIR TRANSITION RISER & EDGE CAP	04N307	04N015
1	4' BENCH/SUNDECK TO STRAIGHT STAIR TRANSITION RISER & EDGE CAP	04N301	04N302
1	5'10" LEFT TOP STEP RISER FOR 2'R STAIR & 5'10" EDGE CAP	04N304	04N0311
1	5'10" RIGHT TOP STEP RISER FOR 2'R STAIR & 5'10" EDGE CAP	04N303	04N0311
2	6' RISER & 6' EDGE CAP	04N009	04N014
2	8' BACK PANEL	04N003	
1	8' RISER & 8' EDGE CAP	04N010	04N016
1	TOP STEP BRACE	04N296-2	



FILE NUMBER : 04SS202R-0614-06RB

DRAWN BY : jeide



33 Wade Rd.  
 Latham, NY 12110  
 phn: 518-786-1200  
 fax: 518-786-0954

CUSTOMER SIGNATURE REQUIRED

DATE

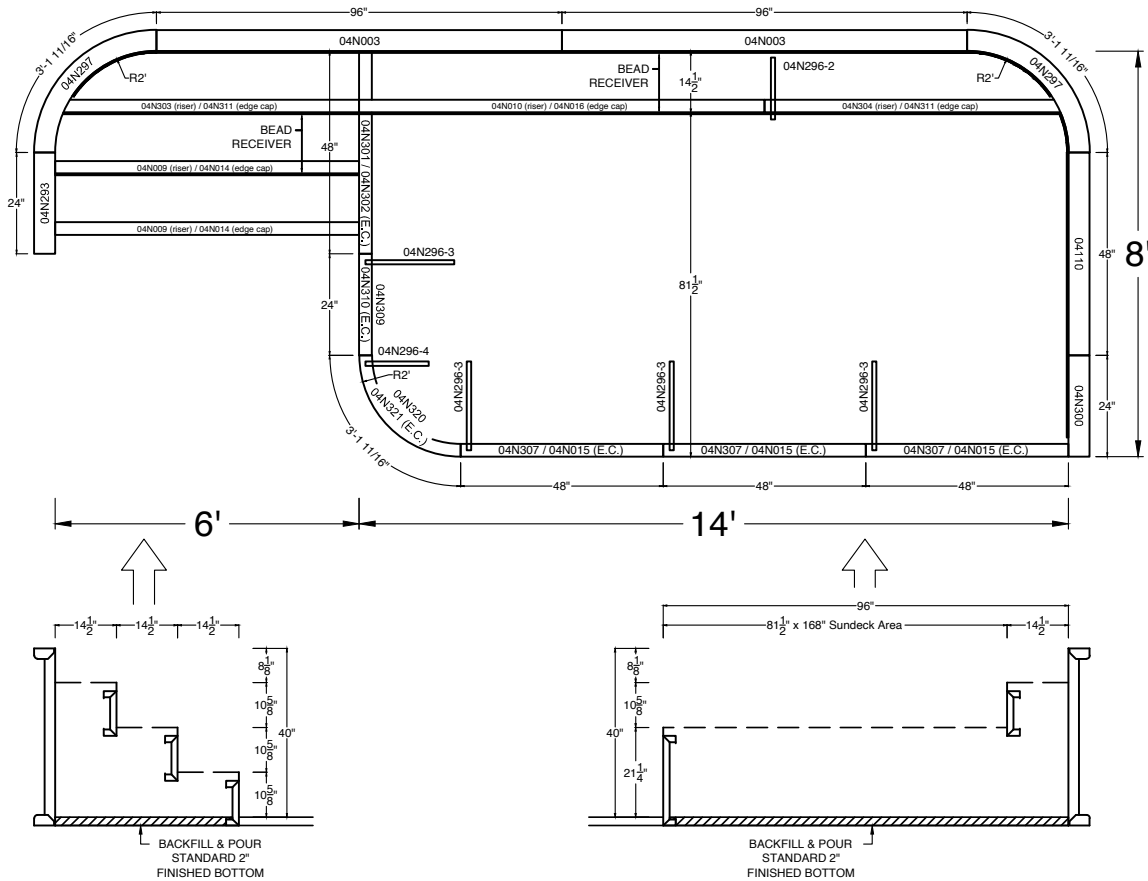
**NOTES FOR INSTALLER:**

- SOME PERIMETER PANELS WILL REQUIRE DRILLING HOLES TO ATTACH BEAD RECEIVER

**STEEL**

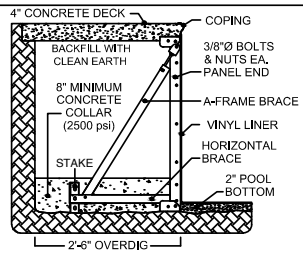
THIS STAIR / SUNDECK CONFORMS TO CURRENT APSP/ANSI/ICC-5 2011 & ISPPSC 2021 STANDARDS FOR RESIDENTIAL INGROUND SWIMMING POOLS

**04SS202R-0614-08LB**  
 20'x2'R NEXUS SIDE BY SIDE w/ 6' STAIR & 14'x8' SUNDECK LEFT



**BILL OF MATERIALS - 04SS202R-0614-08LB**

QUANTITY	NAME	PART #	EDGE CAP PART#
3	75 PACK HEX BOLT AND WASHER	PAK75	
7	8" BEAD TRACK	048BRP	
1	TEK SCREW PACK - 75 PCS.	TEK75	
1	18" BENCH/SUNDECK BRACE	04N296-4	
1	2' BENCH/SUNDECK RISER & EDGE CAP	04N309	04N310
1	2' BENCH/SUNDECK END PANEL	04N300	
1	2' RIGHT SIDE STAIR PANEL	04N293	
4	24" BENCH/SUNDECK BRACE	04N296-3	
2	2'R BACK PANEL	04N297	
1	2'RR BENCH/SUNDECK RISER & EDGE CAP	04N320	04N321
3	4' BENCH/SUNDECK RISER & 4' EDGE CAP	04N307	04N015
1	4' BENCH/SUNDECK TO STRAIGHT STAIR TRANSITION RISER & EDGE CAP	04N301	04N302
1	4' PLAIN PANEL	04110	
1	5'10" LEFT TOP STEP RISER FOR 2'R STAIR & 5'10" EDGE CAP	04N304	04N0311
1	5'10" RIGHT TOP STEP RISER FOR 2'R STAIR & 5'10" EDGE CAP	04N303	04N0311
2	6' RISER & 6' EDGE CAP	04N009	04N014
2	8' BACK PANEL	04N003	
1	8' RISER & 8' EDGE CAP	04N010	04N016
1	TOP STEP BRACE	04N296-2	



FILE NUMBER : 04SS202R-0614-08LB

DRAWN BY : jeide

**NOTES FOR INSTALLER:**

- SOME PERIMETER PANELS WILL REQUIRE DRILLING HOLES TO ATTACH BEAD RECEIVER



33 Wade Rd.  
 Latham, NY 12110  
 phn: 518-786-1200  
 fax: 518-786-0954

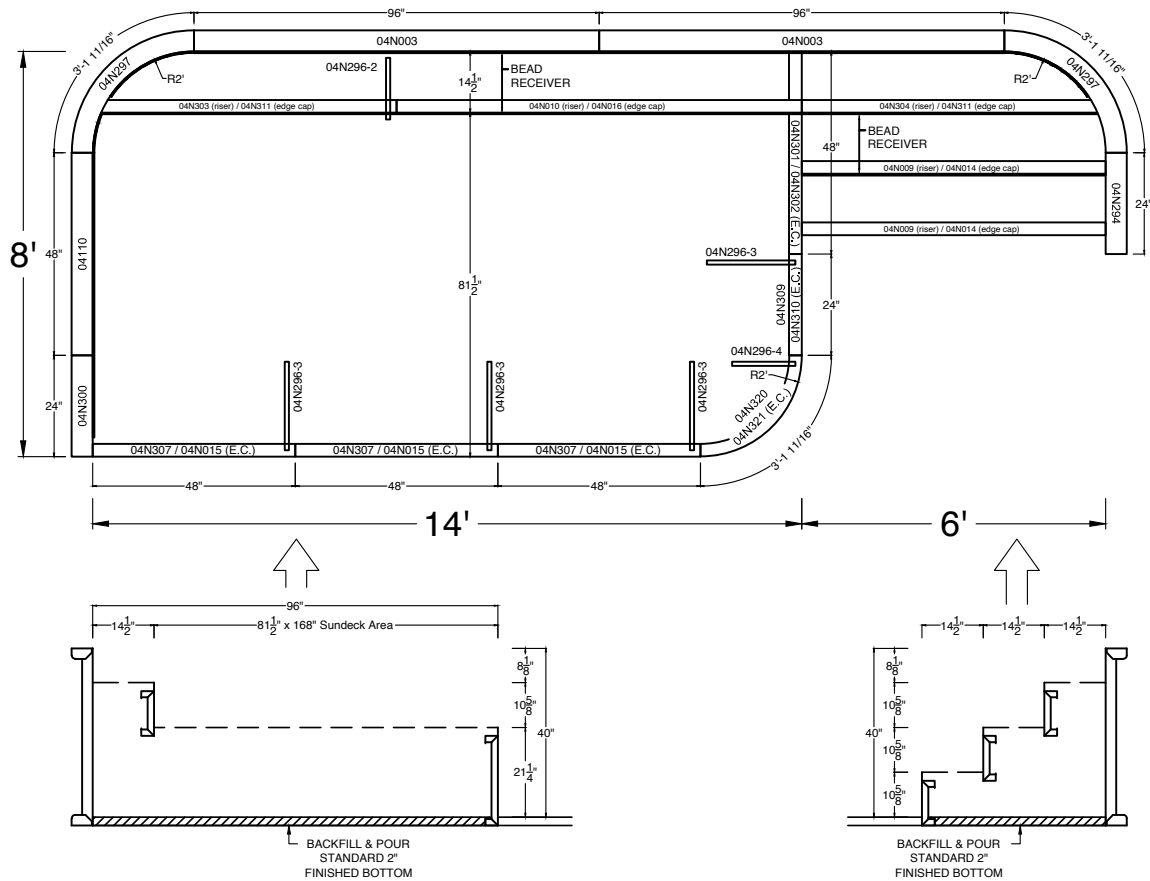
CUSTOMER SIGNATURE REQUIRED

DATE

**STEEL**

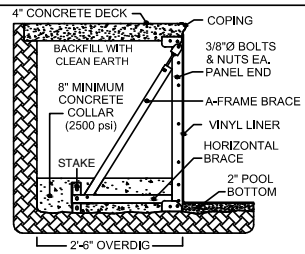
THIS STAIR / SUNDECK CONFORMS TO CURRENT APSP/ANSI/ICC-5 2011 & ISPSA 2021 STANDARDS FOR RESIDENTIAL INGROUND SWIMMING POOLS

**04SS202R-0614-08RB**  
**20'x2'R NEXUS SIDE BY SIDE w/ 6' STAIR & 14'x8' SUNDECK RIGHT**



**BILL OF MATERIALS - 04SS202R-0614-08RB**

QUANTITY	NAME	PART #	EDGE CAP PART#
3	75 PACK HEX BOLT AND WASHER	PAK75	
7	8" BEAD TRACK	048BRP	
1	TEK SCREW PACK - 75 PCS.	TEK75	
1	18" BENCH/SUNDECK BRACE	04N296-4	
1	2' BENCH/SUNDECK RISER & EDGE CAP	04N309	04N310
1	2' BENCH/SUNDECK END PANEL	04N300	
1	2' LEFT SIDE STAIR PANEL	04N294	
4	24" BENCH/SUNDECK BRACE	04N296-3	
2	2'R BACK PANEL	04N297	
1	2'RR BENCH/SUNDECK RISER & EDGE CAP	04N320	04N321
3	4' BENCH/SUNDECK RISER & 4' EDGE CAP	04N307	04N015
1	4' BENCH/SUNDECK TO STRAIGHT STAIR TRANSITION RISER & EDGE CAP	04N301	04N302
1	4' PLAIN PANEL	04110	
1	5'10" LEFT TOP STEP RISER FOR 2'R STAIR & 5'10" EDGE CAP	04N304	04N0311
1	5'10" RIGHT TOP STEP RISER FOR 2'R STAIR & 5'10" EDGE CAP	04N303	04N0311
2	6' RISER & 6' EDGE CAP	04N009	04N014
2	8' BACK PANEL	04N003	
1	8' RISER & 8' EDGE CAP	04N010	04N016
1	TOP STEP BRACE	04N296-2	



**FILE NUMBER :** 04SS202R-0614-08RB  
**DRAWN BY :** jeide



33 Wade Rd.  
 Latham, NY 12110  
 phn: 518-786-1200  
 fax: 518-786-0954

**CUSTOMER SIGNATURE REQUIRED** \_\_\_\_\_

**DATE** \_\_\_\_\_

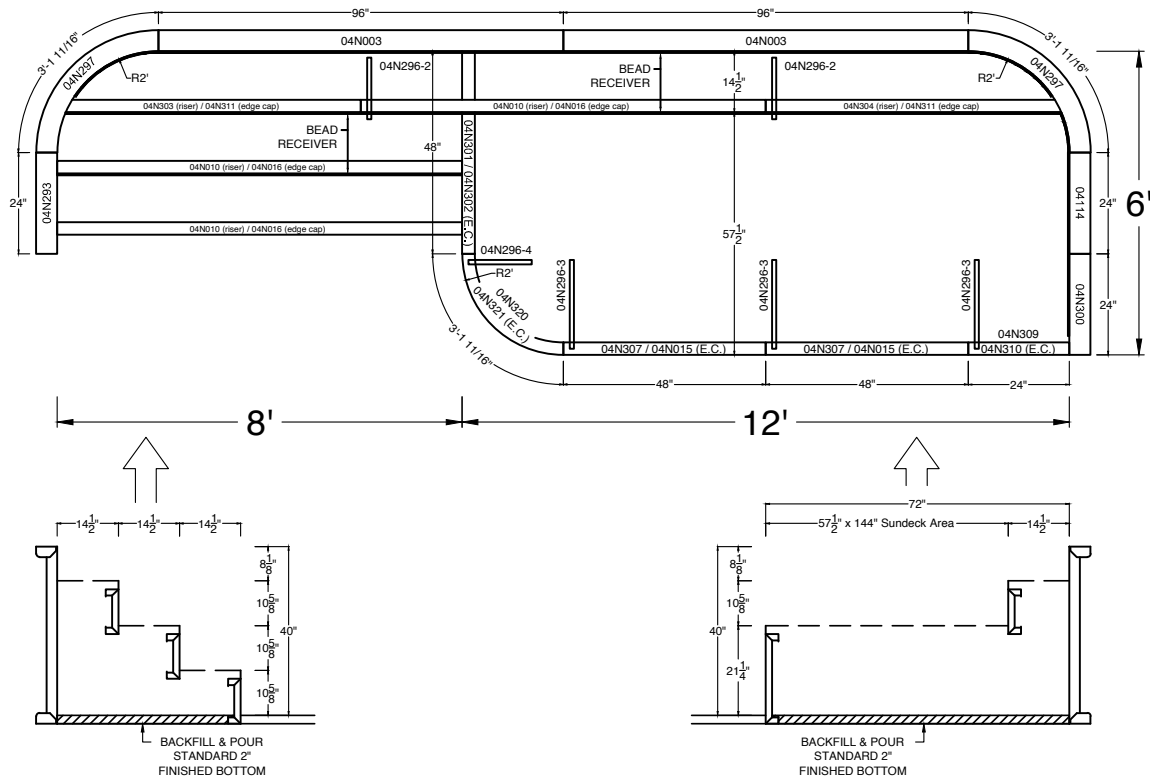
**NOTES FOR INSTALLER:**

- SOME PERIMETER PANELS WILL REQUIRE DRILLING HOLES TO ATTACH BEAD RECEIVER

**STEEL**

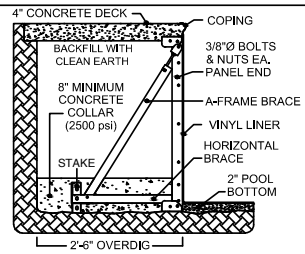
THIS STAIR / SUNDECK CONFORMS TO CURRENT APSP/ANSI/ICC-5 2011 & ISPS 2021 STANDARDS FOR RESIDENTIAL INGROUND SWIMMING POOLS

**04SS202R-0812-06LB**  
 20'x2'R NEXUS SIDE BY SIDE w/ 8' STAIR & 12'x6' SUNDECK LEFT



**BILL OF MATERIALS - 04SS202R-0812-06LB**

QUANTITY	NAME	PART #	EDGE CAP PART#
3	75 PACK HEX BOLT AND WASHER	PAK75	
7	8" BEAD TRACK	048BRP	
1	TEK SCREW PACK - 75 PCS.	TEK75	
1	18" BENCH/SUNDECK BRACE	04N296-4	
1	2' BENCH/SUNDECK RISER & EDGE CAP	04N309	04N310
1	2' BENCH/SUNDECK END PANEL	04N300	
1	2' PLAIN PANEL	04114	
1	2' RIGHT SIDE STAIR PANEL	04N293	
3	24" BENCH/SUNDECK BRACE	04N296-3	
2	2'R BACK PANEL	04N297	
1	2'RR BENCH/SUNDECK RISER & EDGE CAP	04N320	04N321
2	4' BENCH/SUNDECK RISER & 4' EDGE CAP	04N307	04N015
1	4' BENCH/SUNDECK TO STRAIGHT STAIR TRANSITION RISER & EDGE CAP	04N301	04N302
1	5'10" LEFT TOP STEP RISER FOR 2'R STAIR & 5'10" EDGE CAP	04N304	04N0311
1	5'10" RIGHT TOP STEP RISER FOR 2'R STAIR & 5'10" EDGE CAP	04N303	04N0311
2	8' BACK PANEL	04N003	
3	8' RISER & 8' EDGE CAP	04N010	04N016
2	TOP STEP BRACE	04N296-2	



FILE NUMBER : 04SS202R-0812-06LB

DRAWN BY : jeide

**NOTES FOR INSTALLER:**

- SOME PERIMETER PANELS WILL REQUIRE DRILLING HOLES TO ATTACH BEAD RECEIVER



33 Wade Rd.  
 Latham, NY 12110  
 phn: 518-786-1200  
 fax: 518-786-0954

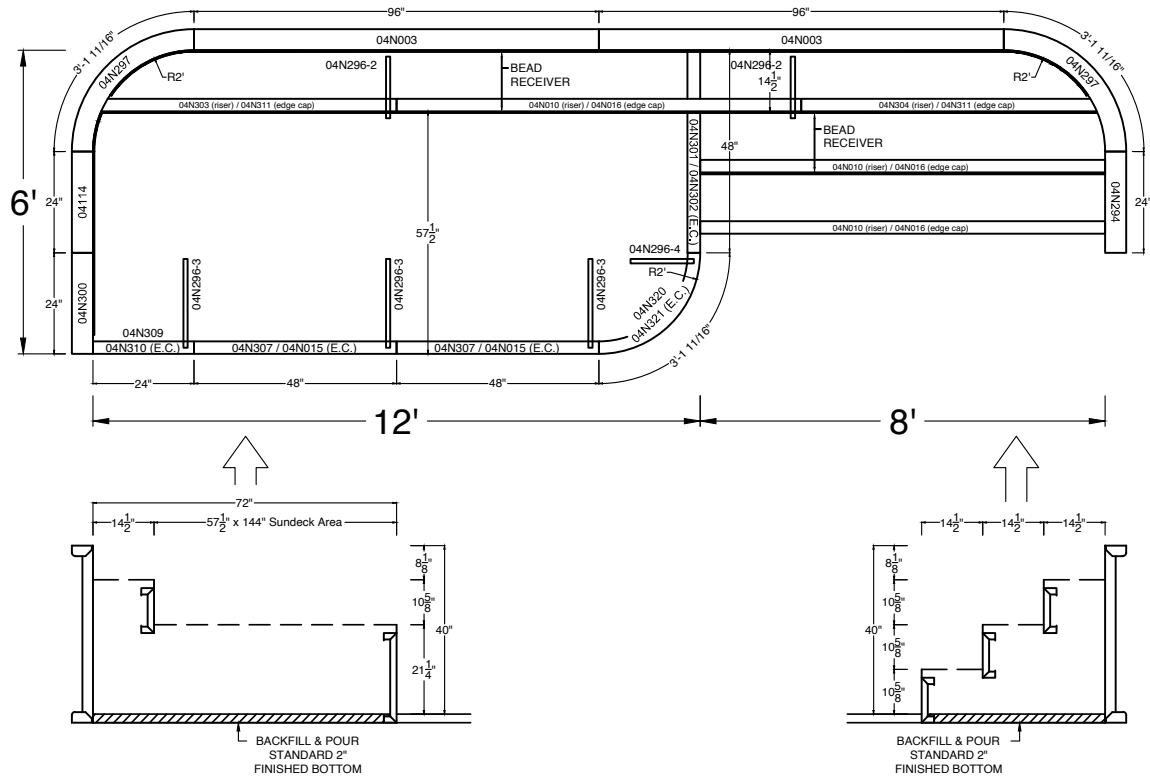
CUSTOMER SIGNATURE REQUIRED

DATE

**STEEL**

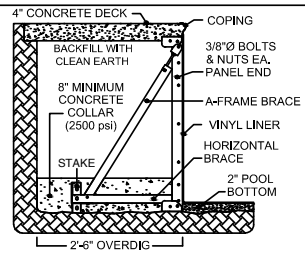
THIS STAIR / SUNDECK CONFORMS TO CURRENT APSP/ANSI/ICC-5 2011 & ISPSC 2021 STANDARDS FOR RESIDENTIAL INGROUND SWIMMING POOLS

**04SS202R-0812-06RB**  
 20'x2'R NEXUS SIDE BY SIDE w/ 8' STAIR & 12'x6' SUNDECK RIGHT



**BILL OF MATERIALS - 04SS202R-0812-06RB**

QUANTITY	NAME	PART #	EDGE CAP PART#
3	75 PACK HEX BOLT AND WASHER	PAK75	
7	8" BEAD TRACK	048BRP	
1	TEK SCREW PACK - 75 PCS.	TEK75	
1	18" BENCH/SUNDECK BRACE	04N296-4	
1	2' LEFT SIDE STAIR PANEL	04N294	
1	2' BENCH/SUNDECK RISER & EDGE CAP	04N309	04N310
1	2' BENCH/SUNDECK END PANEL	04N300	
1	2' PLAIN PANEL	04114	
3	24" BENCH/SUNDECK BRACE	04N296-3	
2	2'R BACK PANEL	04N297	
1	2'RR BENCH/SUNDECK RISER & EDGE CAP	04N320	04N321
2	4' BENCH/SUNDECK RISER & 4' EDGE CAP	04N307	04N015
1	4' BENCH/SUNDECK TO STRAIGHT STAIR TRANSITION RISER & EDGE CAP	04N301	04N302
1	5'10" LEFT TOP STEP RISER FOR 2'R STAIR & 5'10" EDGE CAP	04N304	04N0311
1	5'10" RIGHT TOP STEP RISER FOR 2'R STAIR & 5'10" EDGE CAP	04N303	04N0311
2	8" BACK PANEL	04N003	
3	8" RISER & 8" EDGE CAP	04N010	04N016
2	TOP STEP BRACE	04N296-2	



**FILE NUMBER :** 04SS202R-0812-06RB

**DRAWN BY :** jeide

**NOTES FOR INSTALLER:**

- SOME PERIMETER PANELS WILL REQUIRE DRILLING HOLES TO ATTACH BEAD RECEIVER



33 Wade Rd.  
 Latham, NY 12110  
 phn: 518-786-1200  
 fax: 518-786-0954

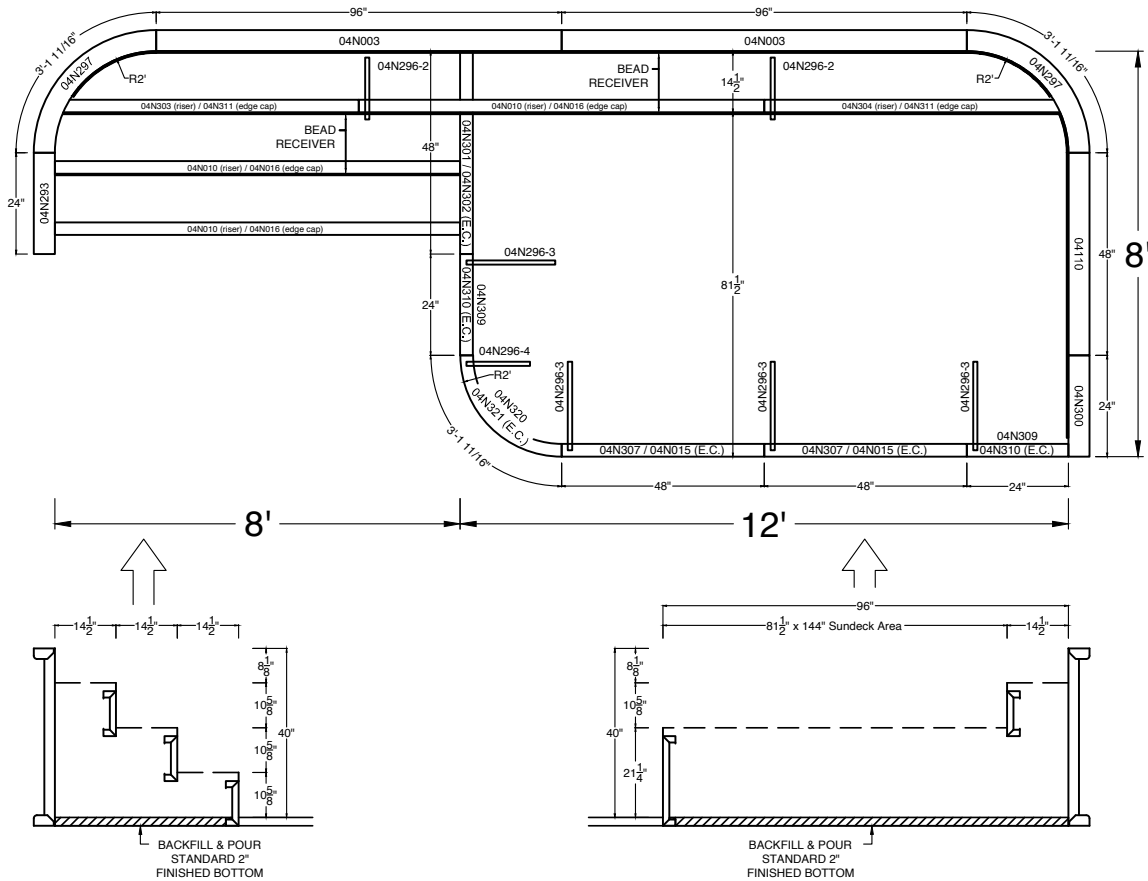
**CUSTOMER SIGNATURE REQUIRED**

**DATE**

**STEEL**

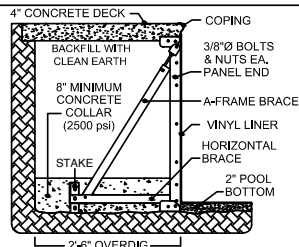
THIS STAIR / SUNDECK CONFORMS TO CURRENT APSP/ANSI/ICC-5 2011 & ISPS 2021 STANDARDS FOR RESIDENTIAL INGROUND SWIMMING POOLS

**04SS202R-0812-08LB**  
 20'x2'R NEXUS SIDE BY SIDE w/ 8' STAIR & 12'x8' SUNDECK LEFT



**BILL OF MATERIALS - 04SS202R-0812-08LB**

QUANTITY	NAME	PART #	EDGE CAP PART#
3	75 PACK HEX BOLT AND WASHER	PAK75	
7	8" BEAD TRACK	048BRP	
1	TEK SCREW PACK - 75 PCS.	TEK75	
1	18" BENCH/SUNDECK BRACE	04N296-4	
2	2' BENCH/SUNDECK RISER & EDGE CAP	04N309	04N310
1	2' BENCH/SUNDECK END PANEL	04N300	
1	2' RIGHT SIDE STAIR PANEL	04N293	
4	24" BENCH/SUNDECK BRACE	04N296-3	
2	2'R BACK PANEL	04N297	
1	2'RR BENCH/SUNDECK RISER & EDGE CAP	04N320	04N321
2	4' BENCH/SUNDECK RISER & 4' EDGE CAP	04N307	04N015
1	4' BENCH/SUNDECK TO STRAIGHT STAIR TRANSITION RISER & EDGE CAP	04N301	04N302
1	4' PLAIN PANEL	04110	
1	5'10" LEFT TOP STEP RISER FOR 2'R STAIR & 5'10" EDGE CAP	04N304	04N0311
1	5'10" RIGHT TOP STEP RISER FOR 2'R STAIR & 5'10" EDGE CAP	04N303	04N0311
2	8" BACK PANEL	04N003	
3	8" RISER & 8" EDGE CAP	04N010	04N016
2	TOP STEP BRACE	04N296-2	



FILE NUMBER : 04SS202R-0812-08LB

DRAWN BY : jeide



33 Wade Rd.  
 Latham, NY 12110  
 phn: 518-786-1200  
 fax: 518-786-0954

CUSTOMER SIGNATURE REQUIRED

DATE

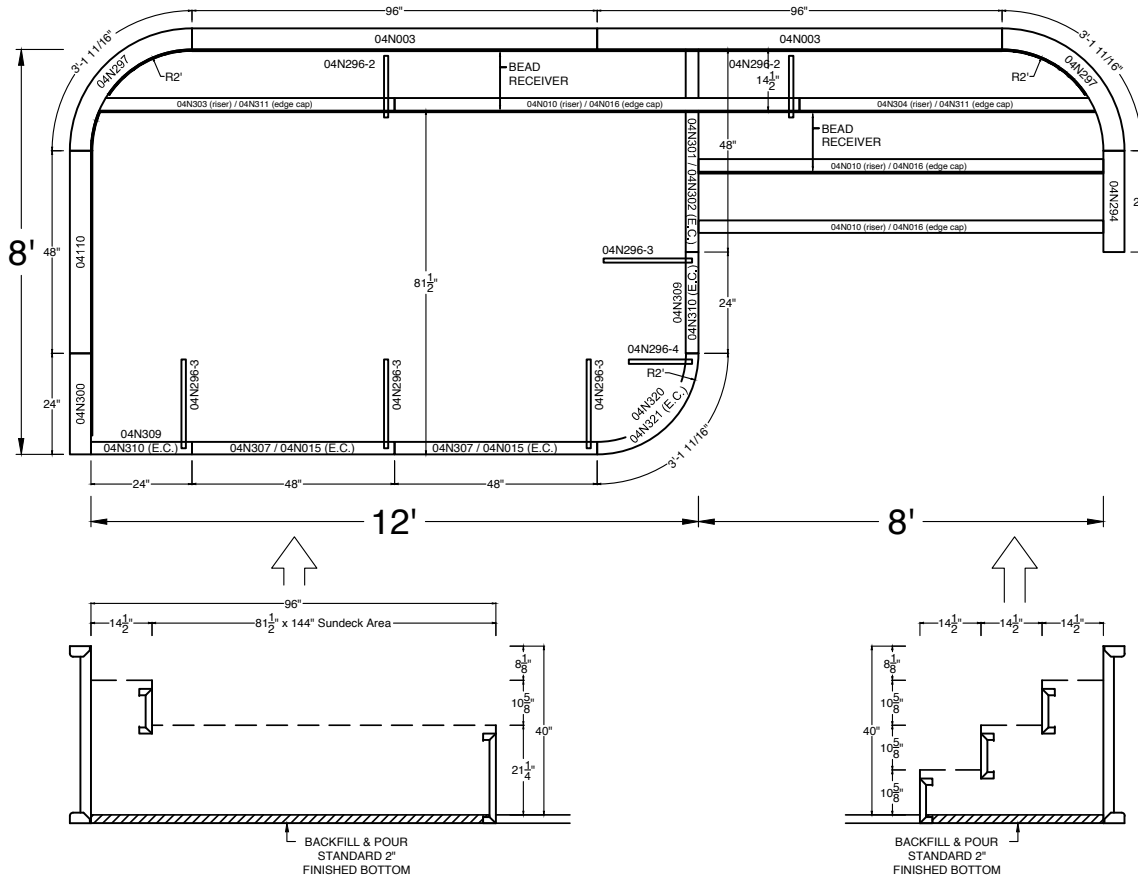
**NOTES FOR INSTALLER:**

- SOME PERIMETER PANELS WILL REQUIRE DRILLING HOLES TO ATTACH BEAD RECEIVER

**STEEL**

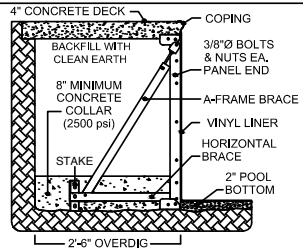
THIS STAIR / SUNDECK CONFORMS TO CURRENT APSP/ANSI/ICC-5 2011 & ISPSC 2021 STANDARDS FOR RESIDENTIAL INGROUND SWIMMING POOLS

**04SS202R-0812-08RB**  
**20'x2'R NEXUS SIDE BY SIDE w/ 8' STAIR & 12'x8' SUNDECK RIGHT**



**BILL OF MATERIALS - 04SS202R-0812-08RB**

QUANTITY	NAME	PART #	EDGECAP PART#
3	75 PACK HEX BOLT AND WASHER	PAK75	
7	8" BEAD TRACK	048BRP	
1	TEK SCREW PACK - 75 PCS.	TEK75	
1	18" BENCH/SUNDECK BRACE	04N296-4	
1	2' LEFT SIDE STAIR PANEL	04N294	
2	2' BENCH/SUNDECK RISER & EDGE CAP	04N309	04N310
1	2' BENCH/SUNDECK END PANEL	04N300	
4	24" BENCH/SUNDECK BRACE	04N296-3	
2	2'R BACK PANEL	04N297	
1	2'RR BENCH/SUNDECK RISER & EDGE CAP	04N320	04N321
2	4' BENCH/SUNDECK RISER & 4' EDGE CAP	04N307	04N015
1	4' BENCH/SUNDECK TO STRAIGHT STAIR TRANSITION RISER & EDGE CAP	04N301	04N302
1	4' PLAIN PANEL	04N110	
1	5'10" LEFT TOP STEP RISER FOR 2'R STAIR & 5'10" EDGE CAP	04N304	04N0311
1	5'10" RIGHT TOP STEP RISER FOR 2'R STAIR & 5'10" EDGE CAP	04N303	04N0311
2	8" BACK PANEL	04N003	
3	8" RISER & 8" EDGE CAP	04N010	04N016
2	TOP STEP BRACE	04N296-2	



FILE NUMBER : 04SS202R-0812-08RB

DRAWN BY : jeide

**NOTES FOR INSTALLER:**

- SOME PERIMETER PANELS WILL REQUIRE DRILLING HOLES TO ATTACH BEAD RECEIVER



33 Wade Rd.  
 Latham, NY 12110  
 phn: 518-786-1200  
 fax: 518-786-0954

CUSTOMER SIGNATURE REQUIRED

DATE

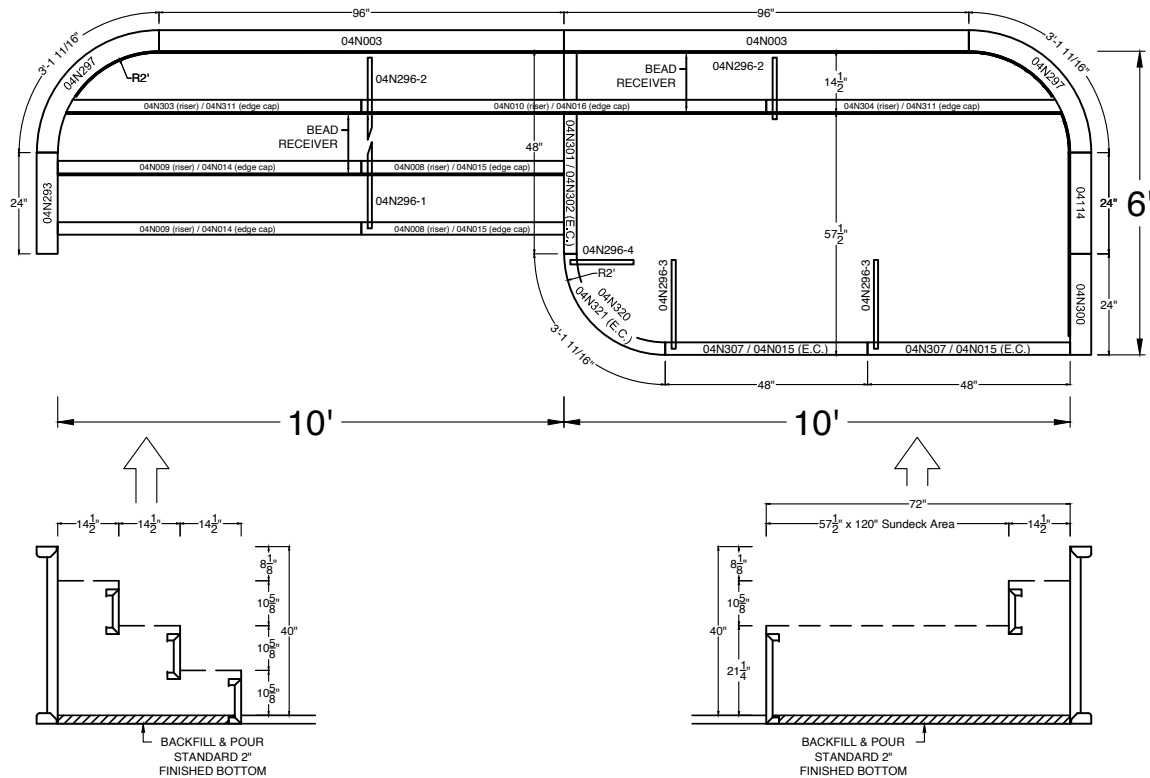
**STEEL**

THIS STAIR / SUNDECK CONFORMS TO CURRENT APSP/ANSI/ICC-5 2011 & ISFPC 2021 STANDARDS FOR RESIDENTIAL INGROUND SWIMMING POOLS



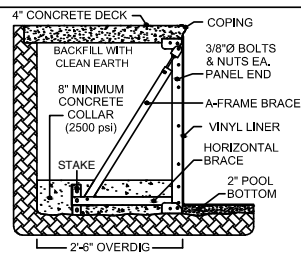
**04SS202R-1010-06LB**

**20'x2'R NEXUS SIDE BY SIDE w/ 10' STAIR & 10'x6' SUNDECK LEFT**



**BILL OF MATERIALS - 04SS202R-1010-06LB**

QUANTITY	NAME	PART #	EDGECAP PART#
3	75 PACK HEX BOLT AND WASHER	PAK75	
7	8" BEAD TRACK	048BRP	
1	TEK SCREW PACK - 75 PCS.	TEK75	
1	18" BENCH/SUNDECK BRACE	04N296-4	
1	2' BENCH/SUNDECK END PANEL	04N300	
1	2' PLAIN PANEL	04114	
1	2' RIGHT SIDE STAIR PANEL	04N293	
2	24" BENCH/SUNDECK BRACE	04N296-3	
2	2'R BACK PANEL	04N297	
1	2'RR BENCH/SUNDECK RISER & EDGE CAP	04N320	04N321
2	4' BENCH/SUNDECK RISER & 4' EDGE CAP	04N307	04N015
1	4' BENCH/SUNDECK TO STRAIGHT STAIR TRANSITION RISER & EDGE CAP	04N301	04N302
2	4' RISER & 4' EDGE CAP	04N008	04N015
1	5'10" LEFT TOP STEP RISER FOR 2'R STAIR & 5'10" EDGE CAP	04N304	04N0311
1	5'10" RIGHT TOP STEP RISER FOR 2'R STAIR & 5'10" EDGE CAP	04N303	04N0311
2	6' RISER & 6' EDGE CAP	04N009	04N014
2	8" BACK PANEL	04N003	
1	8" RISER & 8" EDGE CAP	04N010	04N016
1	BOTTOM STEP/SUNDECK BRACE	04N296-1	
2	TOP STEP BRACE	04N296-2	



FILE NUMBER : 04SS202R-1010-06LB

DRAWN BY : jeide

**NOTES FOR INSTALLER:**

- SOME PERIMETER PANELS WILL REQUIRE DRILLING HOLES TO ATTACH BEAD RECEIVER



33 Wade Rd.  
Latham, NY 12110  
phn: 518-786-1200  
fax: 518-786-0954

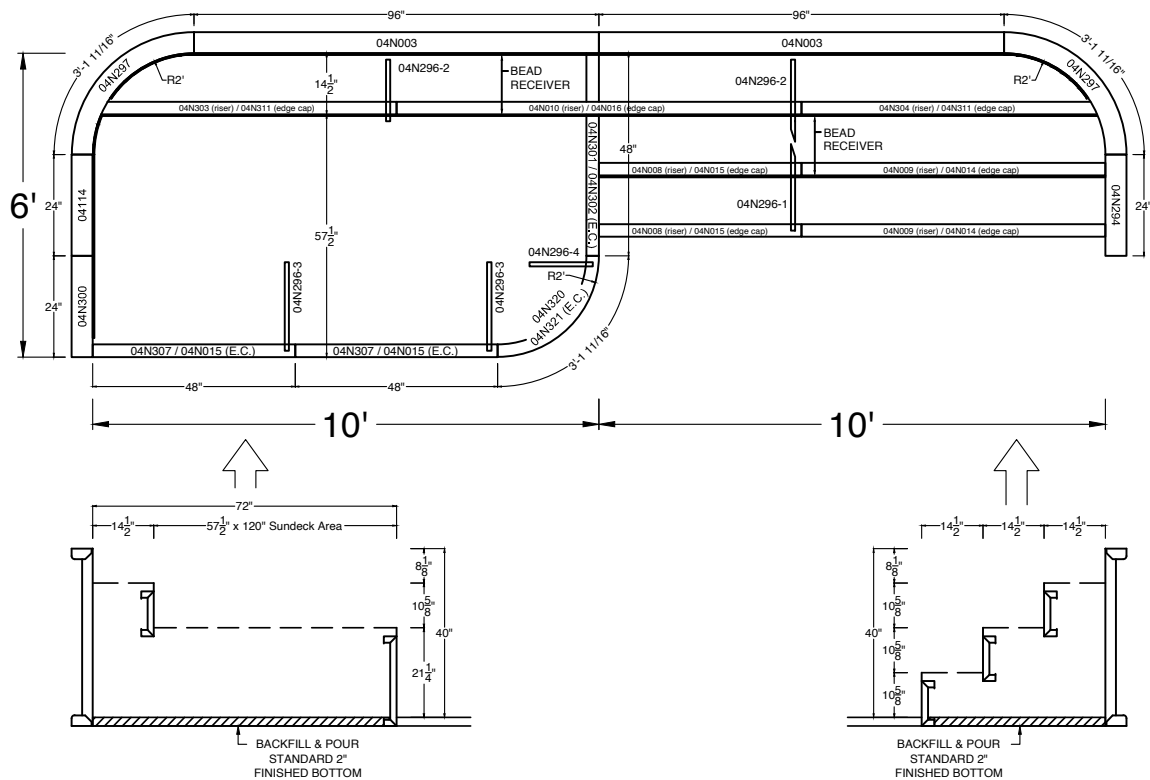
CUSTOMER SIGNATURE REQUIRED

DATE

**STEEL**

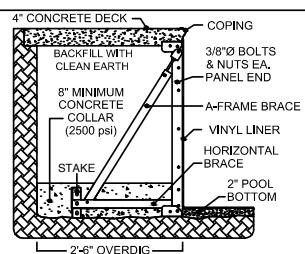
THIS STAIR / SUNDECK CONFORMS TO CURRENT APSP/ANSI/ICC-5 2011 & ISPSC 2021 STANDARDS FOR RESIDENTIAL INGROUND SWIMMING POOLS

**04SS202R-1010-06RB**  
**20'x2'R NEXUS SIDE BY SIDE w/ 10' STAIR & 10'x6' SUNDECK RIGHT**



**BILL OF MATERIALS - 04SS202R-1010-06RB**

QUANTITY	NAME	PART #	EDGE CAP PART #
3	75 PACK HEX BOLT AND WASHER	PAK75	
7	8" BEAD TRACK	048BRP	
1	TEK SCREW PACK - 75 PCS.	TEK75	
1	18" BENCH/SUNDECK BRACE	04N296-4	
1	2" BENCH/SUNDECK END PANEL	04N300	
1	2' LEFT SIDE STAIR PANEL	04N294	
1	2' PLAIN PANEL	04114	
2	24" BENCH/SUNDECK BRACE	04N296-3	
2	2'R BACK PANEL	04N297	
1	2'RR BENCH/SUNDECK RISER & EDGE CAP	04N320	04N321
2	4' BENCH/SUNDECK RISER & 4' EDGE CAP	04N307	04N015
1	4' BENCH/SUNDECK TO STRAIGHT STAIR TRANSITION RISER & EDGE CAP	04N301	04N302
2	4' RISER & 4' EDGE CAP	04N008	04N015
1	5'10" LEFT TOP STEP RISER FOR 2'R STAIR & 5'10" EDGE CAP	04N304	04N0311
1	5'10" RIGHT TOP STEP RISER FOR 2'R STAIR & 5'10" EDGE CAP	04N303	04N0311
2	6' RISER & 6' EDGE CAP	04N009	04N014
2	8" BACK PANEL	04N003	
1	8" RISER & 8" EDGE CAP	04N010	04N016
1	BOTTOM STEP/SUNDECK BRACE	04N296-1	
2	TOP STEP BRACE	04N296-2	



**FILE NUMBER :** 04SS202R-1010-06RB  
**DRAWN BY :** jeide



33 Wade Rd.  
 Latham, NY 12110  
 phn: 518-786-1200  
 fax: 518-786-0954

**CUSTOMER SIGNATURE REQUIRED** \_\_\_\_\_  
**DATE** \_\_\_\_\_

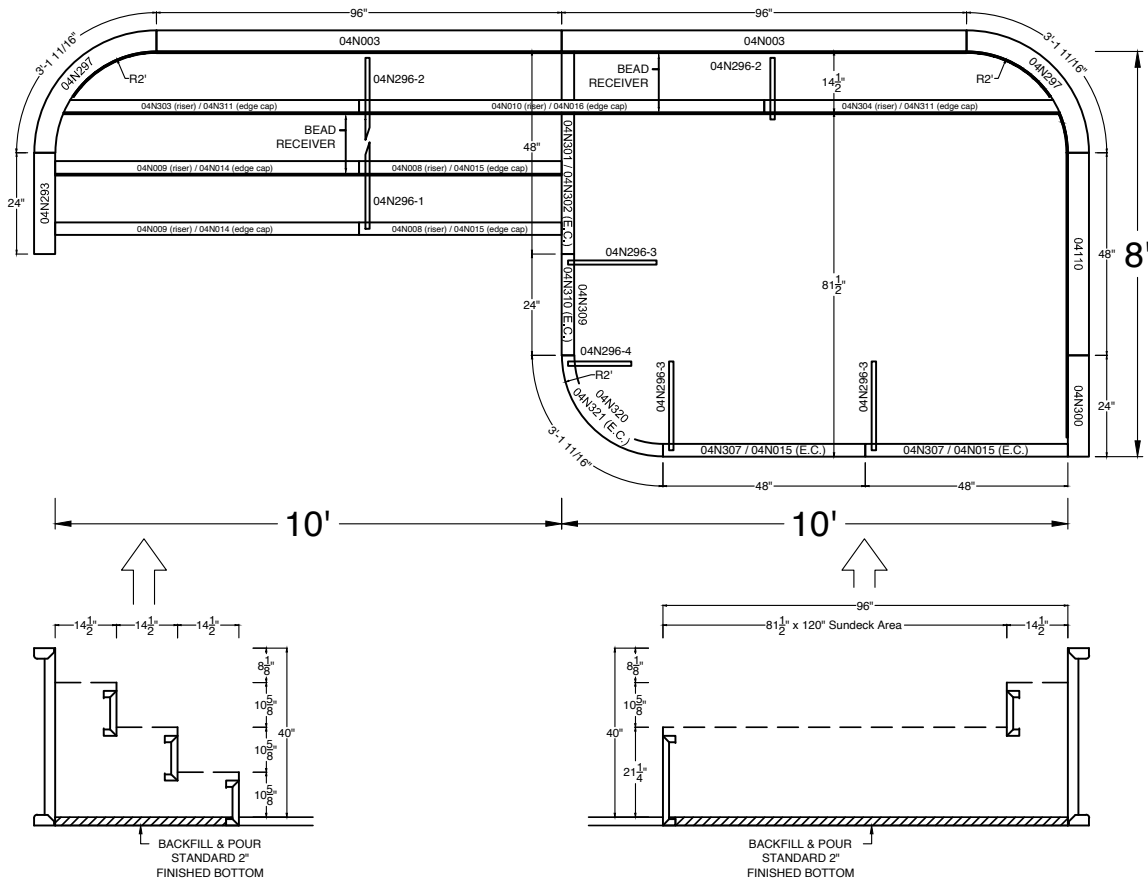
**NOTES FOR INSTALLER:**

- SOME PERIMETER PANELS WILL REQUIRE DRILLING HOLES TO ATTACH BEAD RECEIVER

**STEEL**

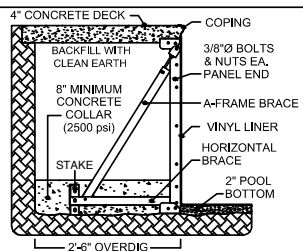
THIS STAIR / SUNDECK CONFORMS TO CURRENT APSP/ANSI/ICC-5 2011 & ISPSC 2021 STANDARDS FOR RESIDENTIAL INGROUND SWIMMING POOLS

**04SS202R-1010-08LB**  
 20'x2'R NEXUS SIDE BY SIDE w/ 10' STAIR & 10'x8' SUNDECK LEFT



**BILL OF MATERIALS - 04SS202R-1010-08LB**

QUANTITY	NAME	PART #	EDGE CAP PART#
4	75 PACK HEX BOLT AND WASHER	PAK75	
8	8" BEAD TRACK	048BRP	
1	TEK SCREW PACK - 75 PCS.	TEK75	
1	18" BENCH/SUNDECK BRACE	04N296-4	
1	2' BENCH/SUNDECK RISER & EDGE CAP	04N309	04N310
1	2' BENCH/SUNDECK END PANEL	04N300	
1	2' RIGHT SIDE STAIR PANEL	04N293	
3	24" BENCH/SUNDECK BRACE	04N296-3	
2	2'R BACK PANEL	04N297	
1	2'RR BENCH/SUNDECK RISER & EDGE CAP	04N320	04N321
2	4' BENCH/SUNDECK RISER & 4' EDGE CAP	04N307	04N015
1	4' BENCH/SUNDECK TO STRAIGHT STAIR TRANSITION RISER & EDGE CAP	04N301	04N302
1	4' PLAIN PANEL	04110	
2	4' RISER & 4' EDGE CAP	04N008	04N015
1	5'10" LEFT TOP STEP RISER FOR 2'R STAIR & 5'10" EDGE CAP	04N304	04N0311
1	5'10" RIGHT TOP STEP RISER FOR 2'R STAIR & 5'10" EDGE CAP	04N303	04N0311
2	6' RISER & 6' EDGE CAP	04N009	04N014
2	8" BACK PANEL	04N003	
1	8" RISER & 8" EDGE CAP	04N010	04N016
1	BOTTOM STEP/SUNDECK BRACE	04N296-1	
2	TOP STEP BRACE	04N296-2	



FILE NUMBER : 04SS202R-1010-08LB

DRAWN BY : jeide

**NOTES FOR INSTALLER:**

- SOME PERIMETER PANELS WILL REQUIRE DRILLING HOLES TO ATTACH BEAD RECEIVER



33 Wade Rd.  
 Latham, NY 12110  
 phn: 518-786-1200  
 fax: 518-786-0954

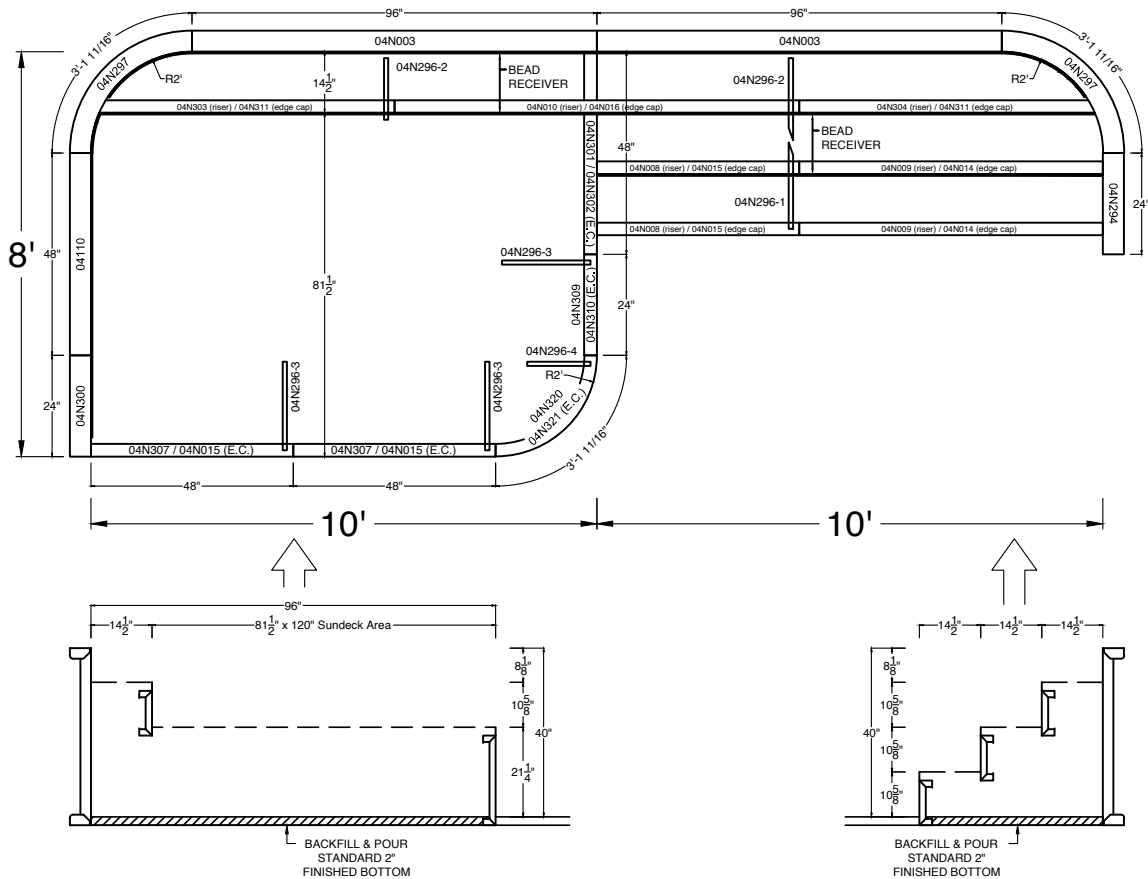
CUSTOMER SIGNATURE REQUIRED

DATE

**STEEL**

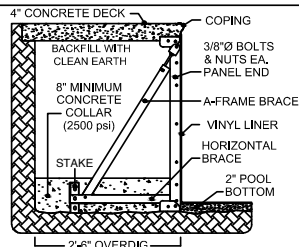
THIS STAIR / SUNDECK CONFORMS TO CURRENT APSP/ANSI/ICC-5 2011 & ISPS 2021 STANDARDS FOR RESIDENTIAL INGROUND SWIMMING POOLS

**04SS202R-1010-08RB**  
 20'x2'R NEXUS SIDE BY SIDE w/ 10' STAIR & 10'x8' SUNDECK RIGHT



**BILL OF MATERIALS - 04SS202R-1010-08RB**

QUANTITY	NAME	PART #	EDGE CAP PART#
4	75 PACK HEX BOLT AND WASHER	PAK75	
8	8" BEAD TRACK	048BRP	
1	TEK SCREW PACK - 75 PCS.	TEK75	
1	18" BENCH/SUNDECK BRACE	04N296-4	
1	2' BENCH/SUNDECK RISER & EDGE CAP	04N309	04N310
1	2' BENCH/SUNDECK END PANEL	04N300	
1	2' LEFT SIDE STAIR PANEL	04N294	
3	24" BENCH/SUNDECK BRACE	04N296-3	
2	2'R BACK PANEL	04N297	
1	2'RR BENCH/SUNDECK RISER & EDGE CAP	04N320	04N321
2	4' BENCH/SUNDECK RISER & 4' EDGE CAP	04N307	04N015
1	4' BENCH/SUNDECK TO STRAIGHT STAIR TRANSITION RISER & EDGE CAP	04N301	04N302
1	4' PLAIN PANEL	04110	
2	4' RISER & 4' EDGE CAP	04N008	04N015
1	5'10" LEFT TOP STEP RISER FOR 2'R STAIR & 5'10" EDGE CAP	04N304	04N0311
1	5'10" RIGHT TOP STEP RISER FOR 2'R STAIR & 5'10" EDGE CAP	04N303	04N0311
2	6' RISER & 6' EDGE CAP	04N009	04N014
2	8" BACK PANEL	04N003	
1	8" RISER & 8" EDGE CAP	04N010	04N016
1	BOTTOM STEP/SUNDECK BRACE	04N296-1	
2	TOP STEP BRACE	04N296-2	



FILE NUMBER : 04SS202R-1010-08RB

DRAWN BY : jeide

**NOTES FOR INSTALLER:**

- SOME PERIMETER PANELS WILL REQUIRE DRILLING HOLES TO ATTACH BEAD RECEIVER



33 Wade Rd.  
 Latham, NY 12110  
 phn: 518-786-1200  
 fax: 518-786-0954

CUSTOMER SIGNATURE REQUIRED

DATE

**STEEL**

THIS STAIR / SUNDECK CONFORMS TO CURRENT APSP/ANSI/ICC-5 2011 & ISPSC 2021 STANDARDS FOR RESIDENTIAL INGROUND SWIMMING POOLS

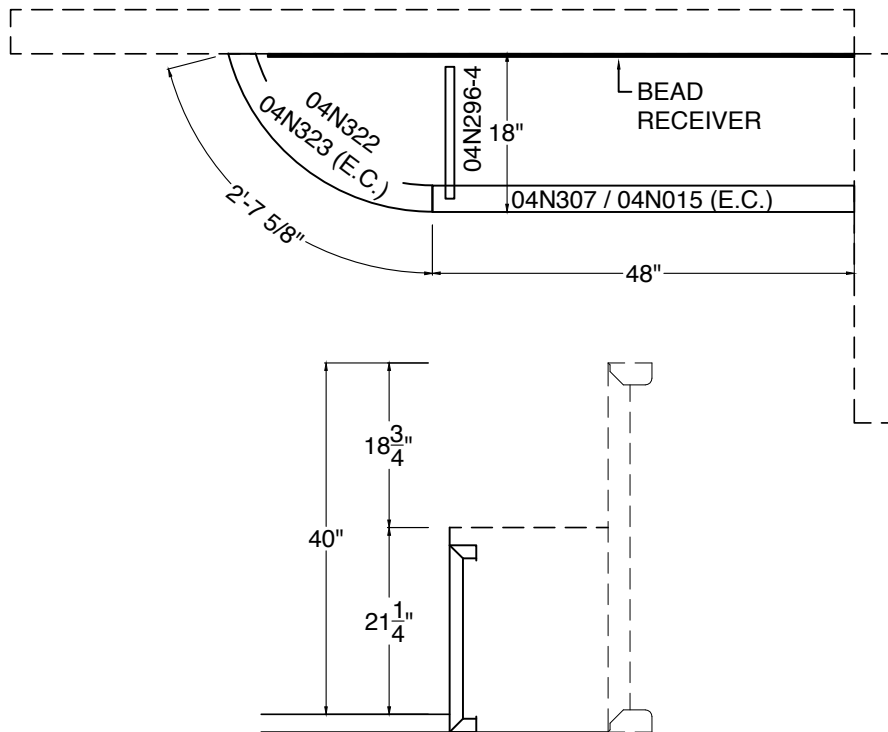
# Benches



# 04VB18CB-06B

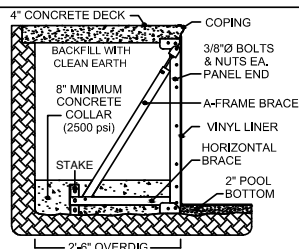
## 6'x18" NEXUS MODULAR BENCH SECTIONS FOR INTERIOR CORNERS

(PARTS CAN BE USED FOR LEFT OR RIGHT, LEFT VERSION SHOWN)



### BILL OF MATERIALS - 04VB18CB-06B

QUANTITY	NAME	PART #	EDGE CAP PART#
1	75 PACK HEX BOLT AND WASHER	PAK75	
1	8" BEAD TRACK	048BRP	
1	TEK SCREW PACK - 75 PCS.	TEK75	
1	18" BENCH/SUNDECK BRACE	04N296-4	
1	2"RR x 37.6875" BENCH END CAP & EDGE CAP	04N322	04N323
1	4' BENCH/SUNDECK RISER & 4' EDGE CAP	04N307	04N015



FILE NUMBER : 04VB18CB-06B

DRAWN BY : jeide



33 Wade Rd.  
Latham, NY 12110  
phn: 518-786-1200  
fax: 518-786-0954

CUSTOMER SIGNATURE REQUIRED

DATE

#### NOTES FOR INSTALLER:

- PERIMETER PANELS WILL REQUIRE DRILLING HOLES TO ATTACH BRACES, RISERS, AND BEAD RECEIVER

### STEEL

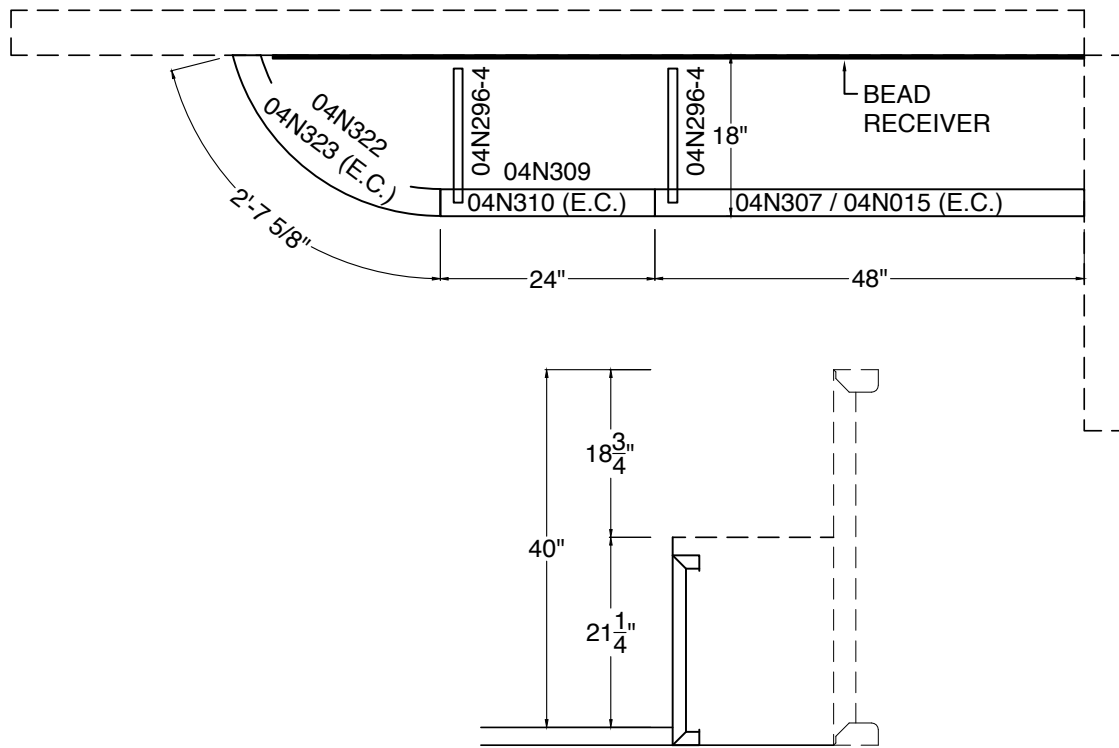
CONFORMS TO CURRENT  
**APSP/ANSI/ICC-5 2011** &  
**ISPSA 2021** STANDARDS FOR  
RESIDENTIAL INGROUND  
SWIMMING POOLS



# 04VB18CB-08B

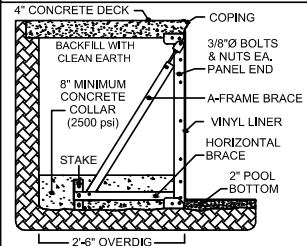
## 8'x18" NEXUS MODULAR BENCH SECTIONS FOR INTERIOR CORNERS

(PARTS CAN BE USED FOR LEFT OR RIGHT, LEFT VERSION SHOWN)



### BILL OF MATERIALS - 04VB18CB-08B

QUANTITY	NAME	PART #	EDGECAP PART#
1	75 PACK HEX BOLT AND WASHER	PAK75	
1	8" BEAD TRACK	048BRP	
1	TEK SCREW PACK - 75 PCS.	TEK75	
2	18" BENCH/SUNDECK BRACE	04N296-4	
1	2' BENCH/SUNDECK RISER & EDGE CAP	04N309	04N310
1	2'RR x 37.6875" BENCH END CAP & EDGE CAP	04N322	04N323
1	4' BENCH/SUNDECK RISER & 4' EDGE CAP	04N307	04N015



**FILE NUMBER :** 04VB18CB-08B  
**DRAWN BY :** jeide



33 Wade Rd.  
 Latham, NY 12110  
 phn: 518-786-1200  
 fax: 518-786-0954

**CUSTOMER SIGNATURE REQUIRED** \_\_\_\_\_ **DATE** \_\_\_\_\_

**NOTES FOR INSTALLER:**

- PERIMETER PANELS WILL REQUIRE DRILLING HOLES TO ATTACH BRACES, RISERS, AND BEAD RECEIVER

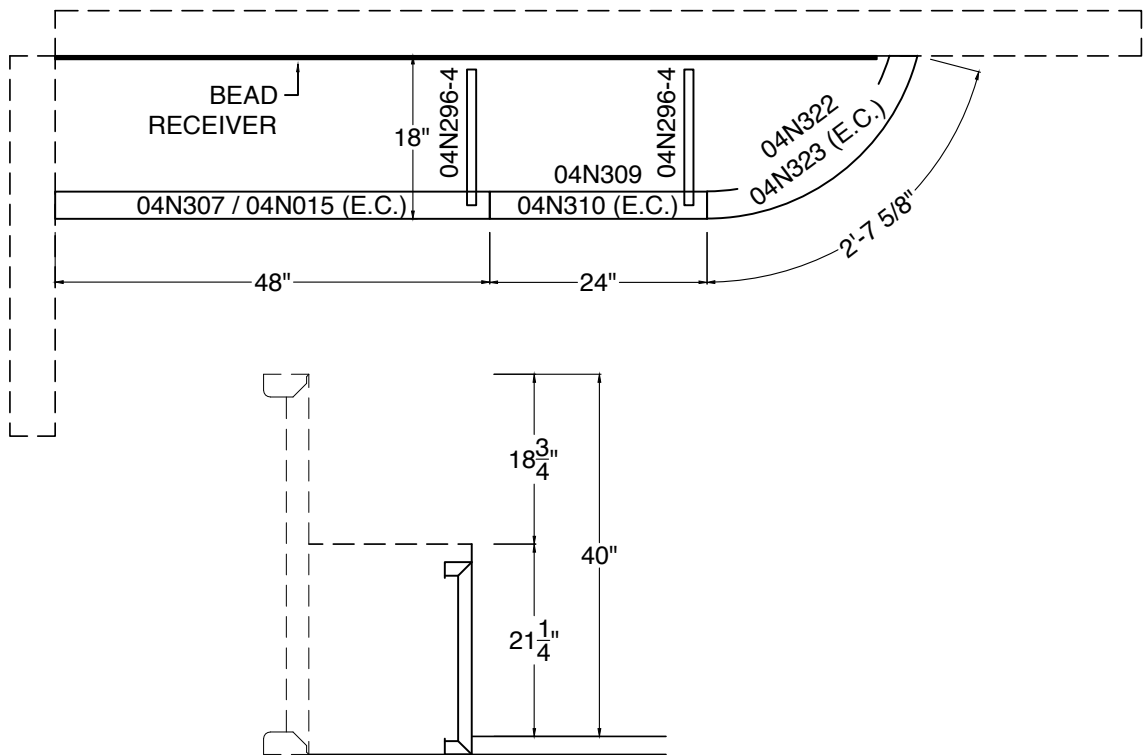
**STEEL**  
 CONFORMS TO CURRENT **APSP/ANSI/ICC-5 2011** & **ISPS 2021** STANDARDS FOR RESIDENTIAL INGROUND SWIMMING POOLS



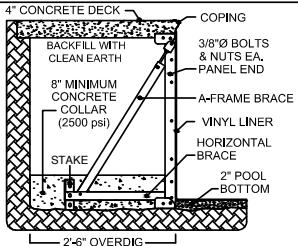
# 04VB18CB-08B

## 8'x18" NEXUS MODULAR BENCH SECTIONS FOR INTERIOR CORNERS

(PARTS CAN BE USED FOR LEFT OR RIGHT, RIGHT VERSION SHOWN)



BILL OF MATERIALS - 04VB18CB-08B			
QUANTITY	NAME	PART #	EDGE CAP PART#
1	75 PACK HEX BOLT AND WASHER	PAK75	
1	8" BEAD TRACK	048BRP	
1	TEK SCREW PACK - 75 PCS.	TEK75	
2	18" BENCH/SUNDECK BRACE	04N296-4	
1	2' BENCH/SUNDECK RISER & EDGE CAP	04N309	04N310
1	2'RR x 37.6875" BENCH END CAP & EDGE CAP	04N322	04N323
1	4' BENCH/SUNDECK RISER & 4' EDGE CAP	04N307	04N015



FILE NUMBER : 04VB18CB-08B  
 DRAWN BY : jeide



33 Wade Rd.  
 Latham, NY 12110  
 phn: 518-786-1200  
 fax: 518-786-0954

CUSTOMER SIGNATURE REQUIRED	DATE
-----------------------------	------

**NOTES FOR INSTALLER:**

- PERIMETER PANELS WILL REQUIRE DRILLING HOLES TO ATTACH BRACES, RISERS, AND BEAD RECEIVER

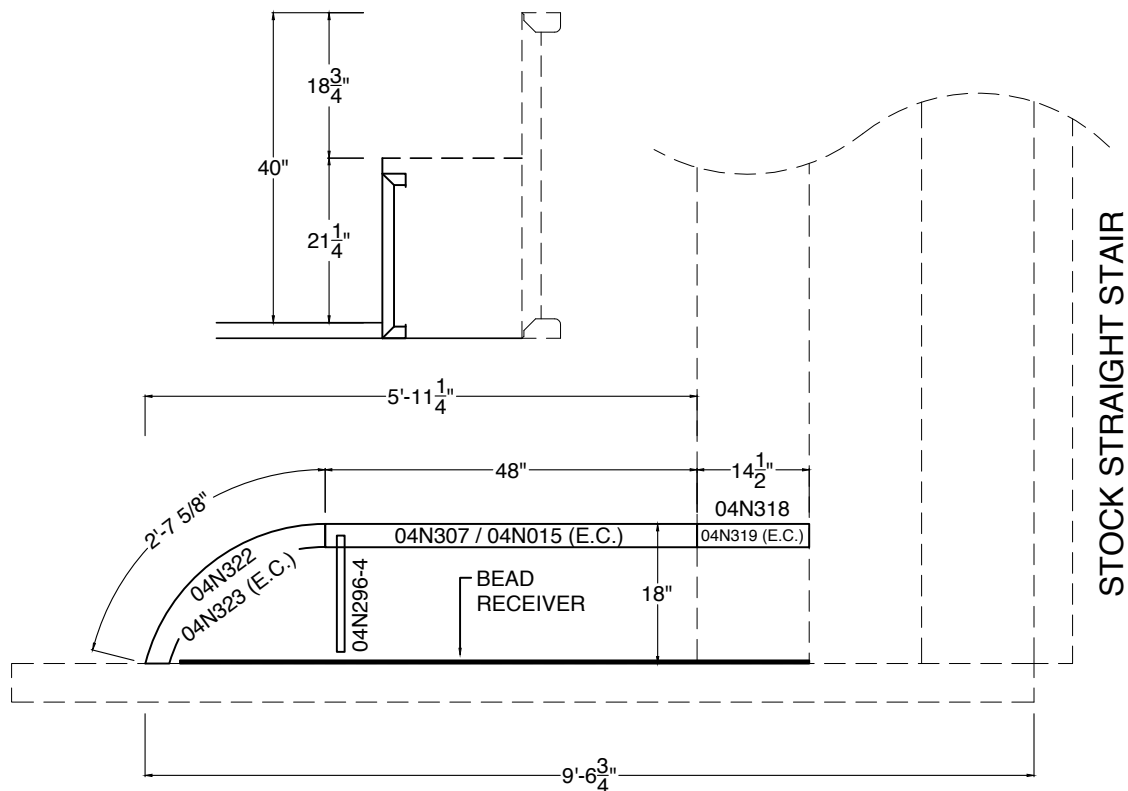
**STEEL**

CONFORMS TO CURRENT APSP/ANSI/ICC-5 2011 & ISPSC 2021 STANDARDS FOR RESIDENTIAL INGROUND SWIMMING POOLS

# 04VB18SS-06B

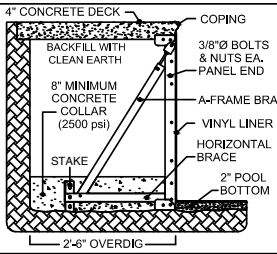
## 6'x18" NEXUS MODULAR BENCH SECTIONS FOR STOCK STRAIGHT STAIR

(PARTS CAN BE USED FOR LEFT OR RIGHT, LEFT VERSION SHOWN)



### BILL OF MATERIALS - 04VB18SS-06B

QUANTITY	NAME	PART #	EDGECAP PART#
1	75 PACK HEX BOLT AND WASHER	PAK75	
1	8' BEAD TRACK	048BRP	
1	TEK SCREW PACK - 75 PCS.	TEK75	
1	14.5" TRANSITION STEP-TO-BENCH RISER FOR STRAIGHT STAIRS	04N318	04N319
1	18" BENCH/SUNDECK BRACE	04N296-4	
1	2"RR x 37.6875" BENCH END CAP & EDGE CAP	04N322	04N323
1	4' BENCH/SUNDECK RISER & 4' EDGE CAP	04N307	04N015



FILE NUMBER : 04VB18SS-06B



33 Wade Rd.  
Latham, NY 12110  
phn: 518-786-1200  
fax: 518-786-0954

DRAWN BY : jeide

CUSTOMER SIGNATURE REQUIRED \_\_\_\_\_  
DATE \_\_\_\_\_

### NOTES FOR INSTALLER:

- PERIMETER PANELS WILL REQUIRE DRILLING HOLES TO ATTACH BRACES, RISERS, AND BEAD RECEIVER

## STEEL

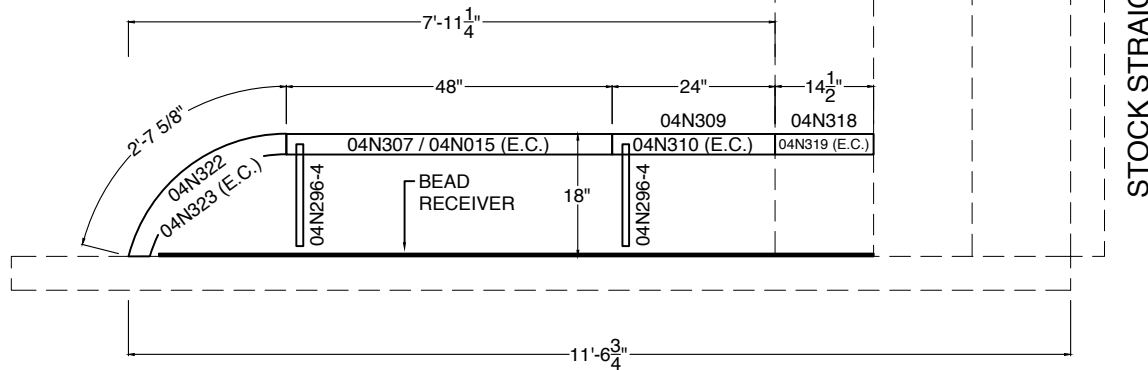
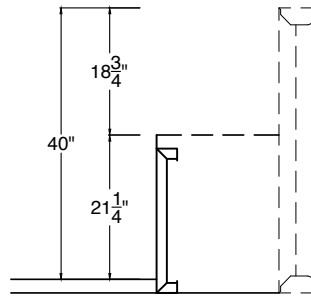
CONFORMS TO CURRENT  
APSP/ANSI/ICC-5 2011 &  
ISPS 2021 STANDARDS FOR  
RESIDENTIAL INGROUND  
SWIMMING POOLS



## 04VB18SS-08B

### 8'x18" NEXUS MODULAR BENCH SECTIONS FOR STOCK STRAIGHT STAIR

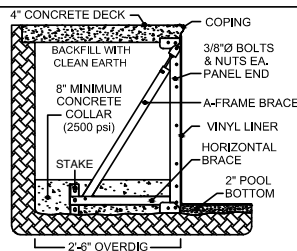
(PARTS CAN BE USED FOR LEFT OR RIGHT, LEFT VERSION SHOWN)



#### BILL OF MATERIALS - 04VB18SS-08B

QUANTITY	NAME	PART #	EDGE CAP PART#
1	75 PACK HEX BOLT AND WASHER	PAK75	
2	8' BEAD TRACK	048BRP	
1	TEK SCREW PACK - 75 PCS.	TEK75	
1	14.5" TRANSITION STEP-TO-BENCH RISER FOR STRAIGHT STAIRS	04N318	04N319
2	18" BENCH/SUNDECK BRACE	04N296-4	
1	2' BENCH/SUNDECK RISER & EDGE CAP	04N309	04N310
1	2'RR x 37.6875" BENCH END CAP & EDGE CAP	04N322	04N323
1	4' BENCH/SUNDECK RISER & 4' EDGE CAP	04N307	04N015

STOCK STRAIGHT STAIR



FILE NUMBER : 04VB18SS-08B

DRAWN BY : jeide



33 Wade Rd.  
Latham, NY 12110  
phn: 518-786-1200  
fax: 518-786-0954

CUSTOMER SIGNATURE REQUIRED

DATE

**NOTES FOR INSTALLER:**

- PERIMETER PANELS WILL REQUIRE DRILLING HOLES TO ATTACH BRACES, RISERS, AND BEAD RECEIVER

**STEEL**

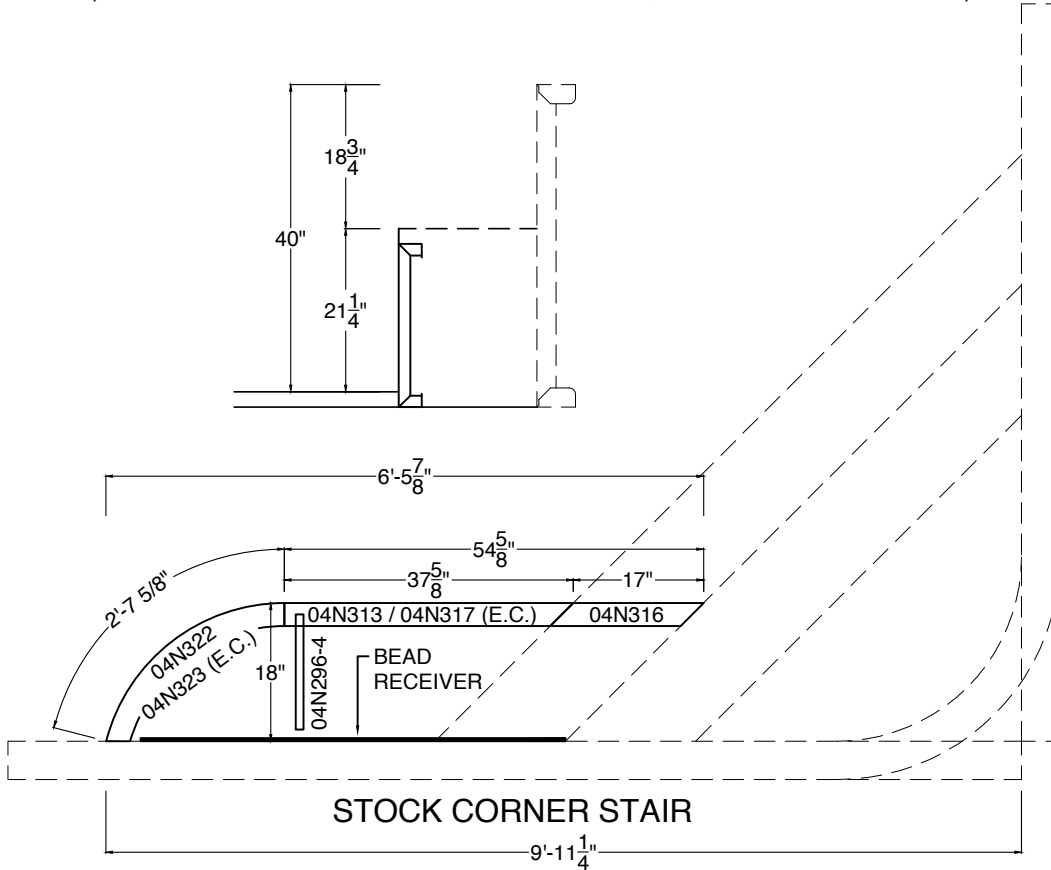
CONFORMS TO CURRENT  
APSP/ANSI/ICC-5 2011 &  
ISPS 2021 STANDARDS FOR  
RESIDENTIAL INGROUND  
SWIMMING POOLS



# 04VB18CS-06B

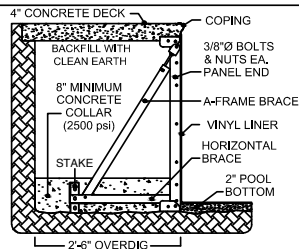
## 6'x18" NEXUS MODULAR BENCH SECTIONS FOR STOCK INSIDE CORNER STAIR

(PARTS CAN BE USED FOR LEFT OR RIGHT, LEFT VERSION SHOWN)



### BILL OF MATERIALS - 04VB18CS-06B

QUANTITY	NAME	PART #	EDGE CAP PART#
1	75 PACK HEX BOLT AND WASHER	PAK75	
1	8" BEAD TRACK	048BRP	
1	TEK SCREW PACK - 75 PCS.	TEK75	
1	18" BENCH/SUNDECK BRACE	04N296-4	
1	2"RR x 37.6875" BENCH END CAP & EDGE CAP	04N322	04N323
1	TRANSITION BENCH RISER FOR CORNER STAIRS	04N313	04N317
1	TRANSITION STEP RISER FOR CORNER STAIRS	04N316	



FILE NUMBER : 04VB18CS-06B

DRAWN BY : jeide



33 Wade Rd.  
Latham, NY 12110  
phn: 518-786-1200  
fax: 518-786-0954

CUSTOMER SIGNATURE REQUIRED

DATE

#### NOTES FOR INSTALLER:

- PERIMETER PANELS WILL REQUIRE DRILLING HOLES TO ATTACH BRACES, RISERS, AND BEAD RECEIVER

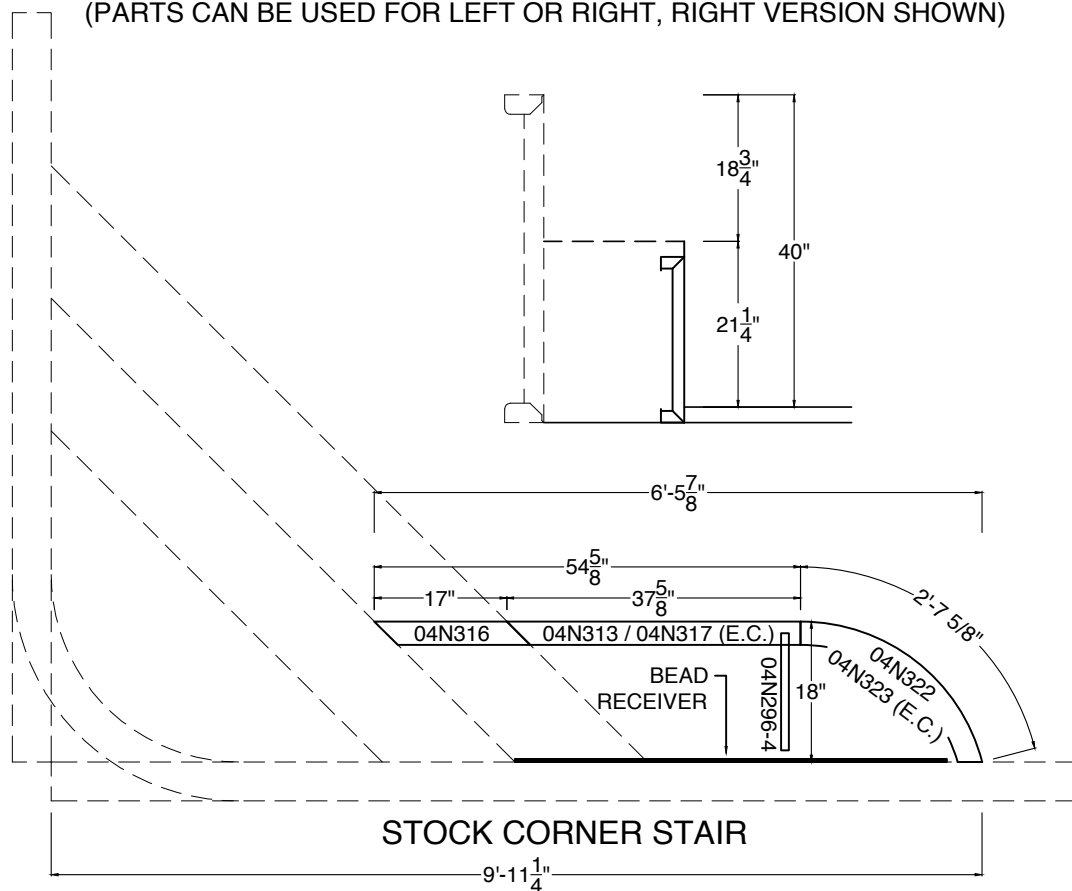
# STEEL

CONFORMS TO CURRENT  
APSP/ANSI/ICC-5 2011 &  
ISPS 2021 STANDARDS FOR  
RESIDENTIAL INGROUND  
SWIMMING POOLS

# 04VB18CS-06B

## 6'x18" NEXUS MODULAR BENCH SECTIONS FOR STOCK INSIDE CORNER STAIR

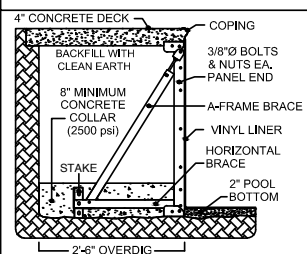
(PARTS CAN BE USED FOR LEFT OR RIGHT, RIGHT VERSION SHOWN)



### BILL OF MATERIALS - 04VB18CS-06B

QUANTITY	NAME	PART #	EDGE CAP PART#
1	75 PACK HEX BOLT AND WASHER	PAK75	
1	8" BEAD TRACK	048BRP	
1	TEK SCREW PACK - 75 PCS.	TEK75	
1	18" BENCH/SUNDECK BRACE	04N296-4	
1	2"RR x 37.6875" BENCH END CAP & EDGE CAP	04N322	04N323
1	TRANSITION BENCH RISER FOR CORNER STAIRS	04N313	04N317
1	TRANSITION STEP RISER FOR CORNER STAIRS	04N316	

### STOCK CORNER STAIR



FILE NUMBER : 04VB18CS-06B

DRAWN BY : jeide



33 Wade Rd.  
Latham, NY 12110  
phn: 518-786-1200  
fax: 518-786-0954

CUSTOMER SIGNATURE REQUIRED

DATE

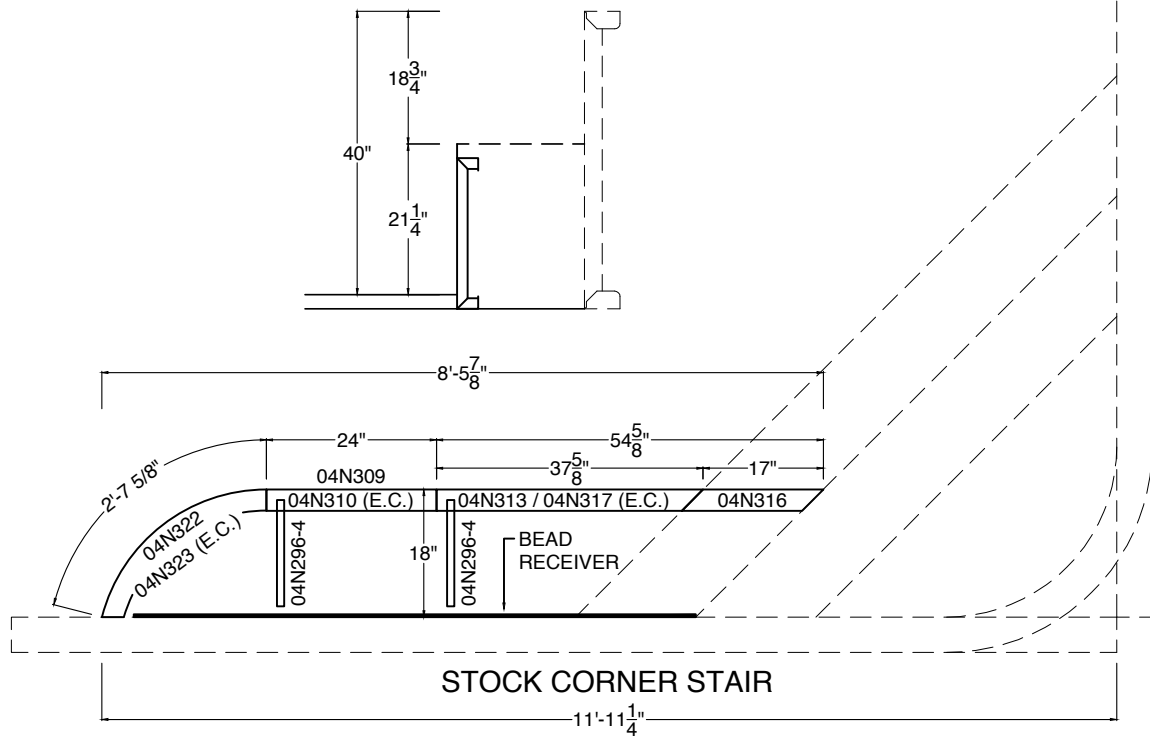
### NOTES FOR INSTALLER:

- PERIMETER PANELS WILL REQUIRE DRILLING HOLES TO ATTACH BRACES, RISERS, AND BEAD RECEIVER

## STEEL

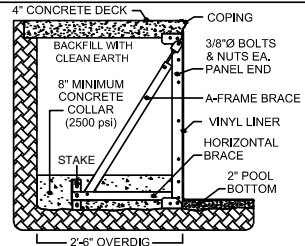
CONFORMS TO CURRENT  
APSP/ANSI/ICC-5 2011 &  
ISPSC 2021 STANDARDS FOR  
RESIDENTIAL INGROUND  
SWIMMING POOLS

**04VB18CS-08B**  
**8'x18" NEXUS MODULAR BENCH SECTIONS FOR  
 STOCK INSIDE CORNER STAIR**  
 (PARTS CAN BE USED FOR LEFT OR RIGHT, LEFT VERSION SHOWN)



**BILL OF MATERIALS - 04VB18CS-08B**

QUANTITY	NAME	PART #	EDGE CAP PART#
1	75 PACK HEX BOLT AND WASHER	PAK75	
1	8" BEAD TRACK	048BRP	
1	TEK SCREW PACK - 75 PCS.	TEK75	
2	18" BENCH/SUNDECK BRACE	04N296-4	
1	2" BENCH/SUNDECK RISER & EDGE CAP	04N309	04N310
1	2"RR x 37.6875" BENCH END CAP & EDGE CAP	04N322	04N323
1	TRANSITION BENCH RISER FOR CORNER STAIRS	04N313	04N317
1	TRANSITION STEP RISER FOR CORNER STAIRS	04N316	



**FILE NUMBER :** 04VB18CS-08B  
**DRAWN BY :** jeide



33 Wade Rd.  
 Latham, NY 12110  
 phn: 518-786-1200  
 fax: 518-786-0954

**CUSTOMER SIGNATURE REQUIRED**

**DATE**

**NOTES FOR INSTALLER:**

- PERIMETER PANELS WILL REQUIRE DRILLING HOLES TO ATTACH BRACES, RISERS, AND BEAD RECEIVER

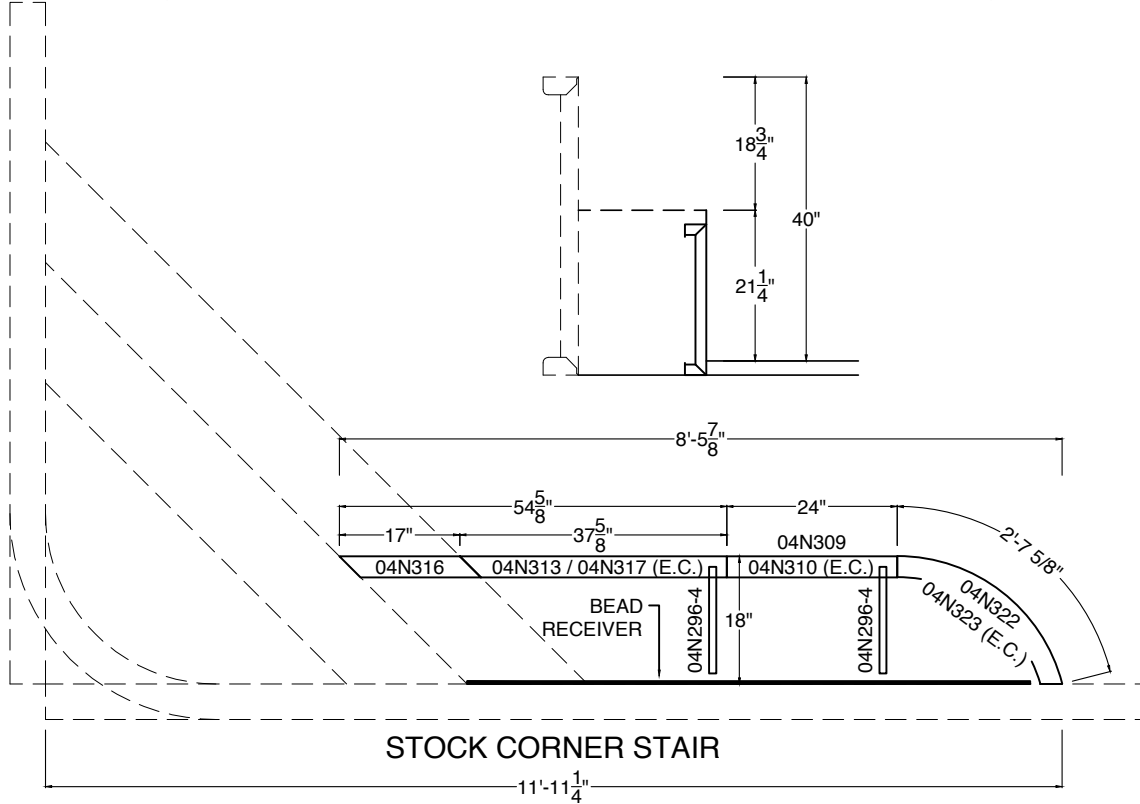
**STEEL**  
 CONFORMS TO CURRENT  
 APSP/ANSI/ICC-5 2011 &  
 ISPSC 2021 STANDARDS FOR  
 RESIDENTIAL INGROUND  
 SWIMMING POOLS



# 04VB18CS-08B

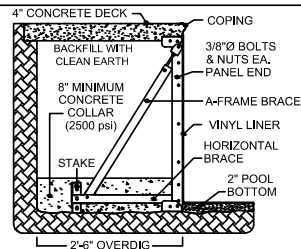
## 8'x18" NEXUS MODULAR BENCH SECTIONS FOR STOCK INSIDE CORNER STAIR

(PARTS CAN BE USED FOR LEFT OR RIGHT, RIGHT VERSION SHOWN)



### BILL OF MATERIALS - 04VB18CS-08B

QUANTITY	NAME	PART #	EDGE CAP PART#
1	75 PACK HEX BOLT AND WASHER	PAK75	
1	8" BEAD TRACK	048BRP	
1	TEK SCREW PACK - 75 PCS.	TEK75	
2	18" BENCH/SUNDECK BRACE	04N296-4	
1	2' BENCH/SUNDECK RISER & EDGE CAP	04N309	04N310
1	2'RR x 37.6875" BENCH END CAP & EDGE CAP	04N322	04N323
1	TRANSITION BENCH RISER FOR CORNER STAIRS	04N313	04N317
1	TRANSITION STEP RISER FOR CORNER STAIRS	04N316	



FILE NUMBER : 04VB18CS-08B

DRAWN BY : jeide



33 Wade Rd.  
Latham, NY 12110  
phn: 518-786-1200  
fax: 518-786-0954

CUSTOMER SIGNATURE REQUIRED

DATE

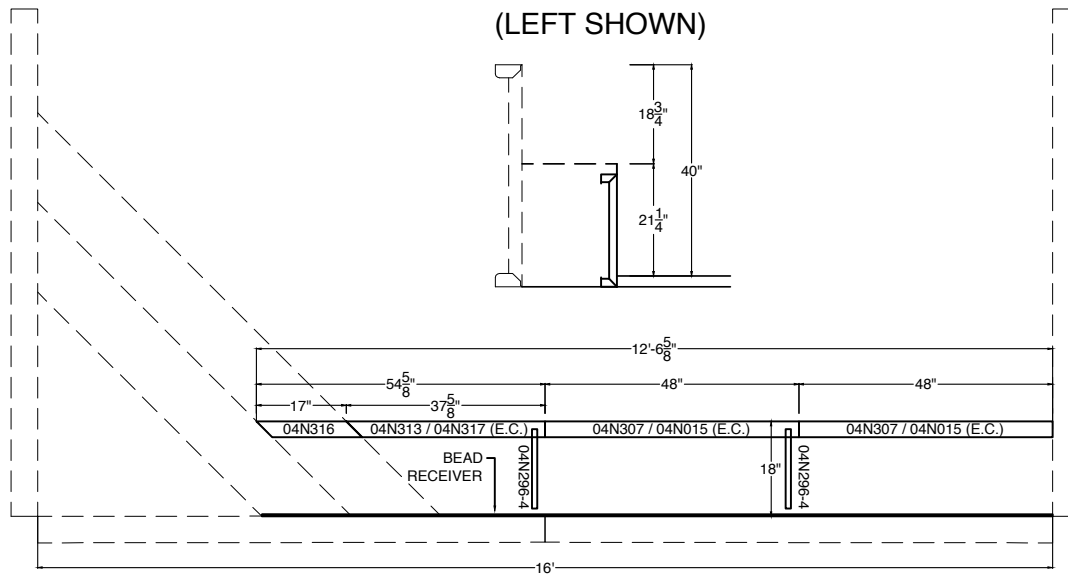
#### NOTES FOR INSTALLER:

- PERIMETER PANELS WILL REQUIRE DRILLING HOLES TO ATTACH BRACES, RISERS, AND BEAD RECEIVER

## STEEL

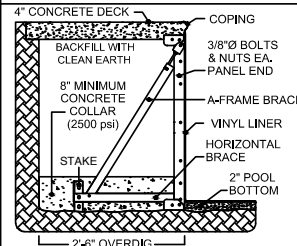
CONFORMS TO CURRENT  
*APSP/ANSI/ICC-5 2011* &  
*ISPS 2021* STANDARDS FOR  
RESIDENTIAL INGROUND  
SWIMMING POOLS

**04VB18CS-12B**  
 12'-6<sup>5</sup>/<sub>8</sub>" NEXUS MODULAR BENCH SECTIONS  
 FOR 16' POOL WITH STOCK INSIDE CORNER  
 STAIR LEFT OR RIGHT  
 (LEFT SHOWN)



**BILL OF MATERIALS - 04VB18CS-12B**

QUANTITY	NAME	PART #	EDGE CAP PART#
1	75 PACK HEX BOLT AND WASHER	PAK75	
2	8' BEAD TRACK	048BRP	
1	TEK SCREW PACK - 75 PCS.	TEK75	
2	18" BENCH/SUNDECK BRACE	04N296-4	
2	4' BENCH/SUNDECK RISER & 4' EDGE CAP	04N307	04N015
1	TRANSITION BENCH RISER FOR CORNER STAIRS	04N313	04N317
1	TRANSITION STEP RISER FOR CORNER STAIRS	04N316	



FILE NUMBER : 04VB18CS-12B

DRAWN BY : jeide



33 Wade Rd.  
 Latham, NY 12110  
 phn: 518-786-1200  
 fax: 518-786-0954

CUSTOMER SIGNATURE REQUIRED

DATE

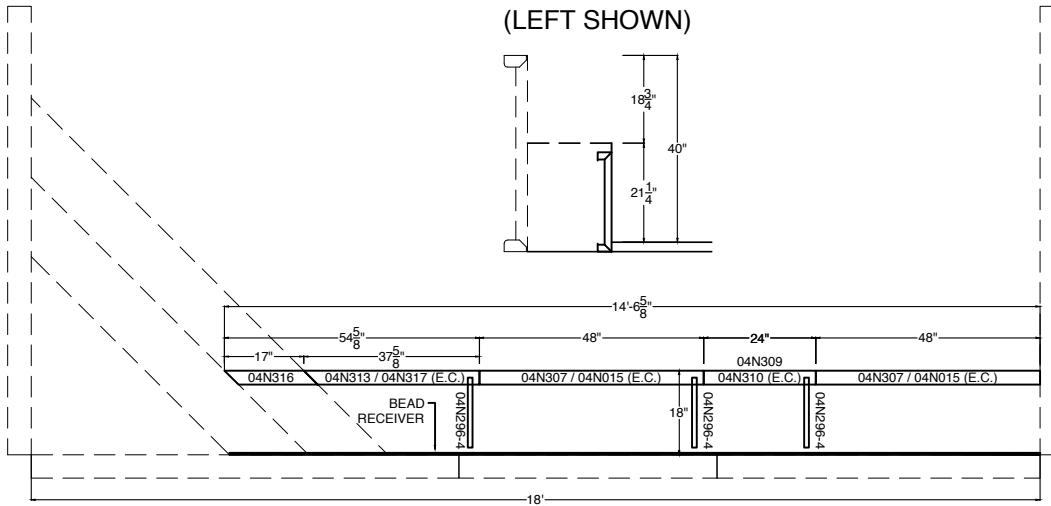
**NOTES FOR INSTALLER:**

- SOME PERIMETER PANELS WILL REQUIRE DRILLING HOLES TO ATTACH BEAD RECEIVER

**STEEL**

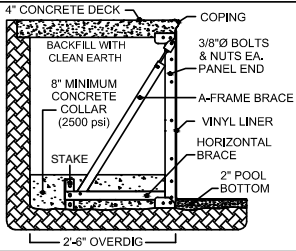
CONFORMS TO CURRENT  
 APSP/ANSI/ICC-5 2011 &  
 ISPCS 2021 STANDARDS FOR  
 RESIDENTIAL INGROUND  
 SWIMMING POOLS

**04VB18CS-14B**  
**14'-6<sup>5</sup>/<sub>8</sub>"x18" NEXUS MODULAR BENCH SECTIONS  
 FOR 18' POOL WITH STOCK INSIDE CORNER  
 STAIR LEFT OR RIGHT  
 (LEFT SHOWN)**



**BILL OF MATERIALS - 04VB18CS-14B**

QUANTITY	NAME	PART #	EDGECAP PART#
1	75 PACK HEX BOLT AND WASHER	PAK75	
2	8' BEAD TRACK	048BRP	
1	TEK SCREW PACK - 75 PCS.	TEK75	
3	18" BENCH/SUNDECK BRACE	04N296-4	
1	2' BENCH/SUNDECK RISER & EDGE CAP	04N309	04N310
2	4' BENCH/SUNDECK RISER & 4' EDGE CAP	04N307	04N015
1	TRANSITION BENCH RISER FOR CORNER STAIRS	04N313	04N317
1	TRANSITION STEP RISER FOR CORNER STAIRS	04N316	



FILE NUMBER : 04VB18CS-14B

DRAWN BY : jeide

**NOTES FOR INSTALLER:**

- SOME PERIMETER PANELS WILL REQUIRE DRILLING HOLES TO ATTACH BEAD RECEIVER



33 Wade Rd.  
 Latham, NY 12110  
 phn: 518-786-1200  
 fax: 518-786-0954

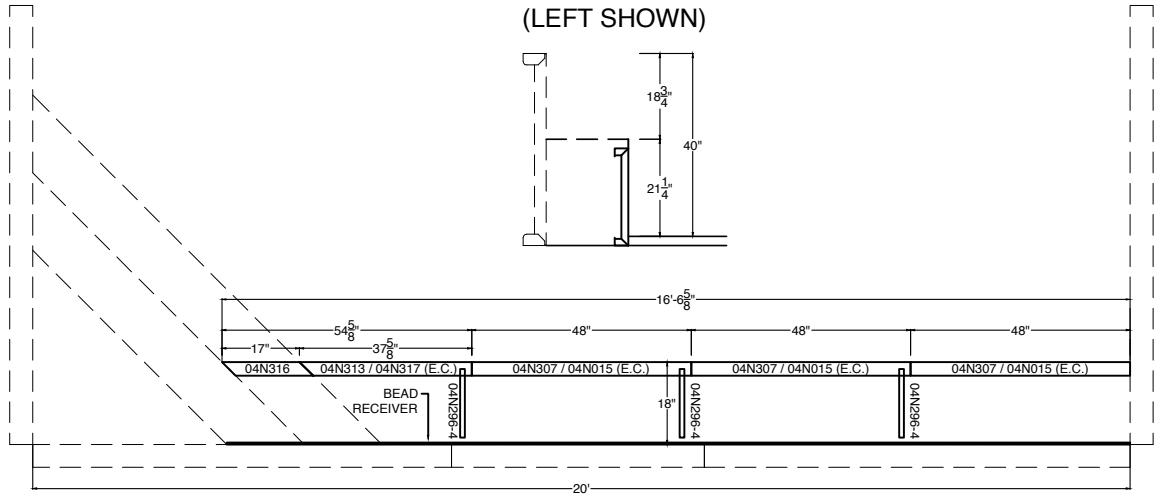
CUSTOMER SIGNATURE REQUIRED

DATE

**STEEL**

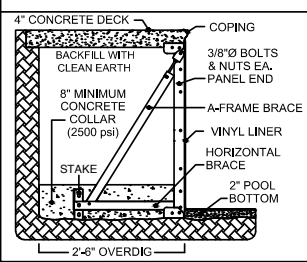
CONFORMS TO CURRENT  
 APSP/ANSI/ICC-5 2011 &  
 ISPSA 2021 STANDARDS FOR  
 RESIDENTIAL INGROUND  
 SWIMMING POOLS

**04VB18CS-16B**  
 16'-6<sup>5</sup>/<sub>8</sub>" x 18" NEXUS MODULAR BENCH SECTIONS  
 FOR 20' POOL WITH STOCK INSIDE CORNER  
 STAIR LEFT OR RIGHT  
 (LEFT SHOWN)



**BILL OF MATERIALS - 04VB18CS-16B**

QUANTITY	NAME	PART #	EDGE CAP PART #
1	75 PACK HEX BOLT AND WASHER	PAK75	
3	8' BEAD TRACK	048BRP	
1	TEK SCREW PACK - 75 PCS.	TEK75	
3	18" BENCH/SUNDECK BRACE	04N296-4	
3	4' BENCH/SUNDECK RISER & 4' EDGE CAP	04N307	04N015
1	TRANSITION BENCH RISER FOR CORNER STAIRS	04N313	04N317
1	TRANSITION STEP RISER FOR CORNER STAIRS	04N316	



FILE NUMBER : 04VB18CS-16B

DRAWN BY : jeide



33 Wade Rd.  
 Latham, NY 12110  
 phn: 518-786-1200  
 fax: 518-786-0954

CUSTOMER SIGNATURE REQUIRED

DATE

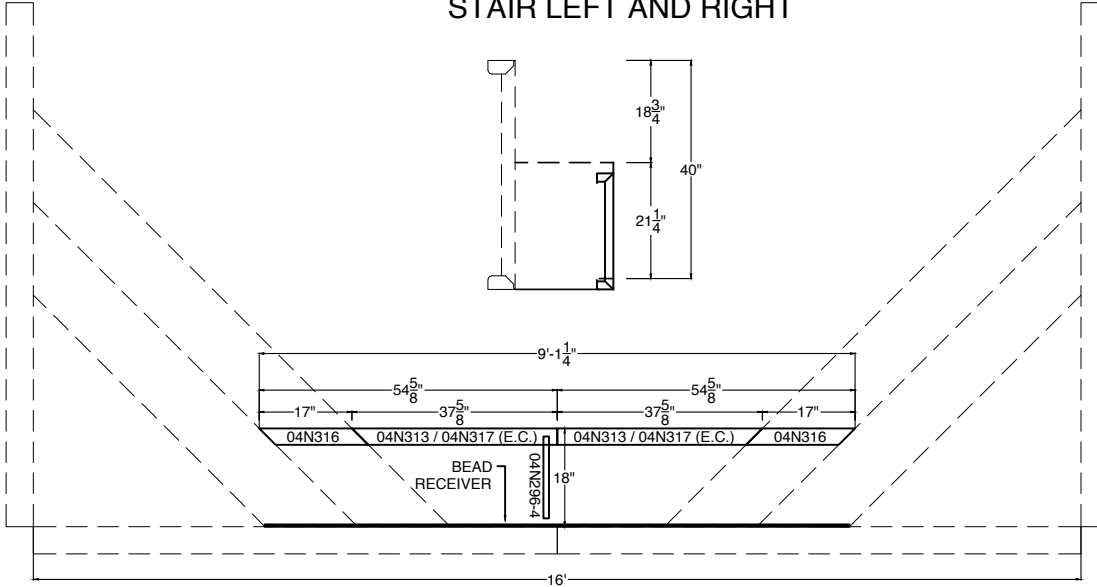
**NOTES FOR INSTALLER:**

- SOME PERIMETER PANELS WILL REQUIRE DRILLING HOLES TO ATTACH BEAD RECEIVER

**STEEL**

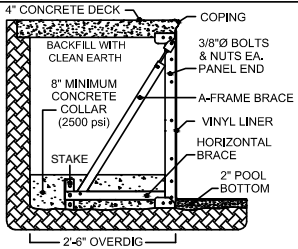
CONFORMS TO CURRENT  
 APSP/ANSI/ICC-5 2011 &  
 ISPSC 2021 STANDARDS FOR  
 RESIDENTIAL INGROUND  
 SWIMMING POOLS

**04VB18DCS16B**  
**9'-1<sup>1</sup>/<sub>4</sub>"x18" NEXUS MODULAR BENCH SECTIONS**  
**FOR 16' POOL WITH STOCK INSIDE CORNER**  
**STAIR LEFT AND RIGHT**



**BILL OF MATERIALS - 04VB18DCS-16B**

QUANTITY	NAME	PART #	EDGE CAP PART #
1	75 PACK HEX BOLT AND WASHER	PAK75	
2	8' BEAD TRACK	048BRP	
1	TEK SCREW PACK - 75 PCS.	TEK75	
1	18" BENCH/SUNDECK BRACE	04N296-4	
2	TRANSITION BENCH RISER FOR CORNER STAIRS	04N313	04N317
2	TRANSITION STEP RISER FOR CORNER STAIRS	04N316	



FILE NUMBER : 04VB18DCS-16B

DRAWN BY : jeide



33 Wade Rd.  
 Latham, NY 12110  
 phn: 518-786-1200  
 fax: 518-786-0954

**NOTES FOR INSTALLER:**

- SOME PERIMETER PANELS WILL REQUIRE DRILLING HOLES TO ATTACH BEAD RECEIVER

CUSTOMER SIGNATURE REQUIRED

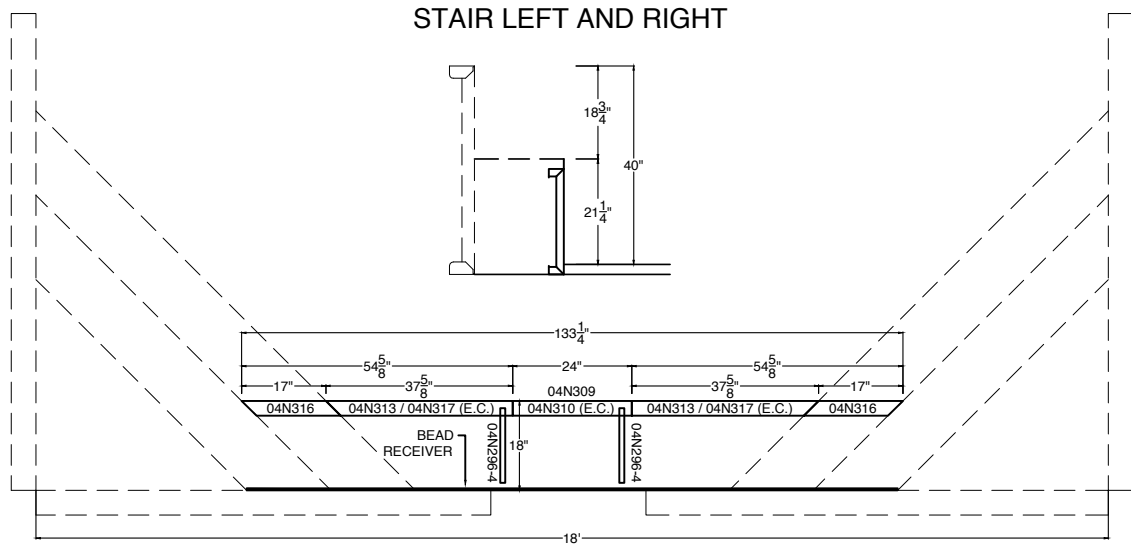
DATE

**STEEL**

CONFORMS TO CURRENT  
*APSP/ANSI/ICC-5 2011 &*  
*ISPC 2021* STANDARDS FOR  
 RESIDENTIAL INGROUND  
 SWIMMING POOLS

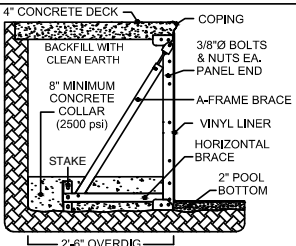
**04VB18DCS-18B**

11-1/4"x18" NEXUS MODULAR BENCH SECTIONS  
FOR 18' POOL WITH STOCK INSIDE CORNER  
STAIR LEFT AND RIGHT



**BILL OF MATERIALS - 04VB18DCS-18B**

QUANTITY	NAME	PART #	EDGE CAP PART#
1	75 PACK HEX BOLT AND WASHER	PAK75	
2	8' BEAD TRACK	048BRP	
1	TEK SCREW PACK - 75 PCS.	TEK75	
2	18" BENCH/SUNDECK BRACE	04N296-4	
1	2' BENCH/SUNDECK RISER & EDGE CAP	04N309	04N310
2	TRANSITION BENCH RISER FOR CORNER STAIRS	04N313	04N317
2	TRANSITION STEP RISER FOR CORNER STAIRS	04N316	



FILE NUMBER : 04VB18DCS-18B  
DRAWN BY : jeide



33 Wade Rd.  
Latham, NY 12110  
phn: 518-786-1200  
fax: 518-786-0954

CUSTOMER SIGNATURE REQUIRED \_\_\_\_\_ DATE \_\_\_\_\_

**NOTES FOR INSTALLER:**

- SOME PERIMETER PANELS WILL REQUIRE DRILLING HOLES TO ATTACH BEAD RECEIVER

**STEEL**

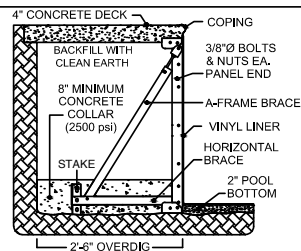
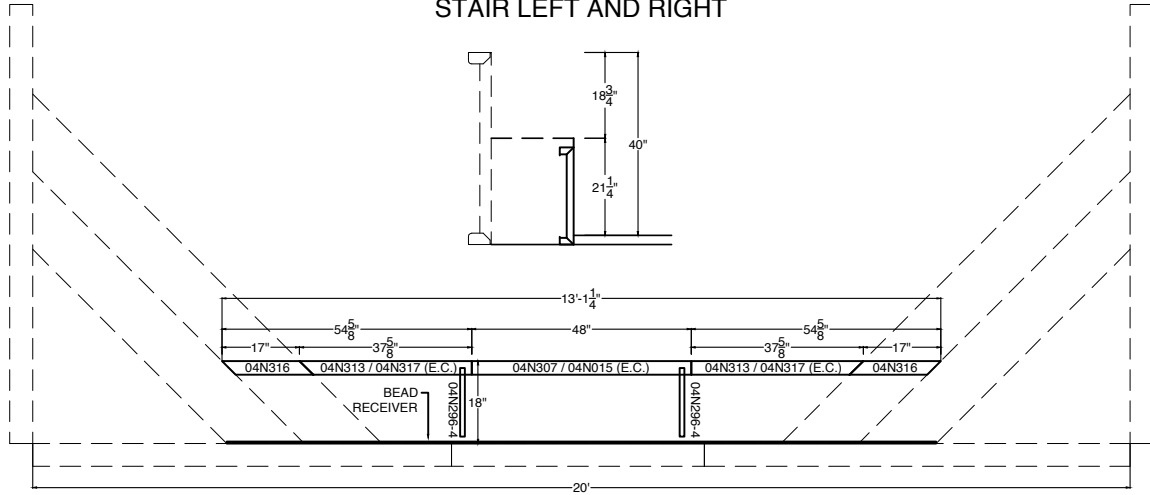
CONFORMS TO CURRENT  
APSP/ANSI/ICC-5 2011 &  
ISPCS 2021 STANDARDS FOR  
RESIDENTIAL INGROUND  
SWIMMING POOLS

**BILL OF MATERIALS - 04VB18DCS-20B**

QUANTITY	NAME	PART #	EDGECAP PART#
1	75 PACK HEX BOLT AND WASHER	PAK75	
2	8' BEAD TRACK	048BRP	
1	TEK SCREW PACK - 75 PCS.	TEK75	
2	18" BENCH/SUNDECK BRACE	04N296-4	
1	4' BENCH/SUNDECK RISER & 4' EDGE CAP	04N307	04N015
2	TRANSITION BENCH RISER FOR CORNER STAIRS	04N313	04N317
2	TRANSITION STEP RISER FOR CORNER STAIRS	04N316	

**04VB18DCS-20B**

13-1 1/4"x18" NEXUS MODULAR BENCH SECTIONS  
FOR 20' POOL WITH STOCK INSIDE CORNER  
STAIR LEFT AND RIGHT



FILE NUMBER : 04VB18DCS-20B

DRAWN BY : jeide



33 Wade Rd.  
Latham, NY 12110  
phn: 518-786-1200  
fax: 518-786-0954

CUSTOMER SIGNATURE REQUIRED

DATE

**NOTES FOR INSTALLER:**

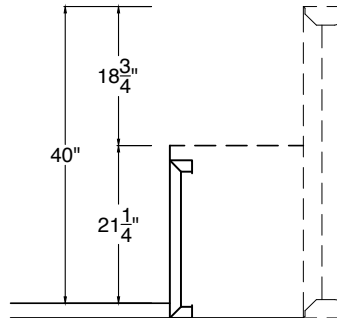
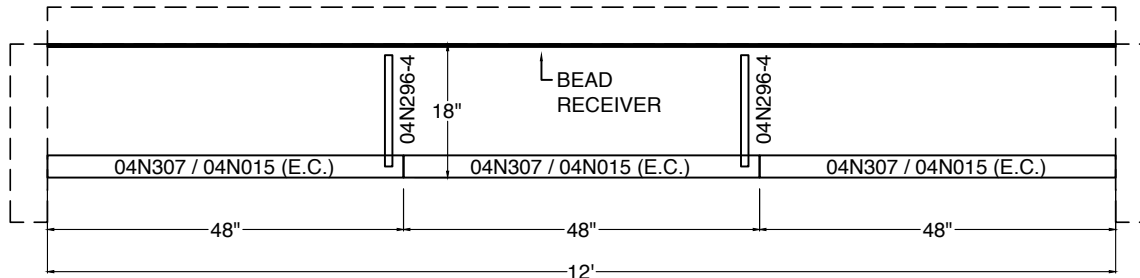
- SOME PERIMETER PANELS WILL REQUIRE DRILLING HOLES TO ATTACH BEAD RECEIVER

**STEEL**

CONFORMS TO CURRENT  
APSP/ANSI/ICC-5 2011 &  
ISPS 2021 STANDARDS FOR  
RESIDENTIAL INGROUND  
SWIMMING POOLS

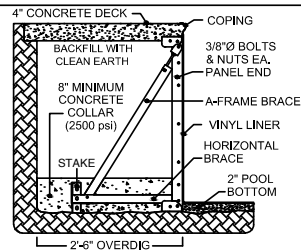
## 04VB18FE-12B

### 12'x18" NEXUS MODULAR BENCH SECTIONS FOR FULL END APPLICATION



#### BILL OF MATERIALS - 04VB18FE-12B

QUANTITY	NAME	PART #	EDGE CAP PART#
1	75 PACK HEX BOLT AND WASHER	PAK75	
2	8" BEAD TRACK	048BRP	
1	TEK SCREW PACK - 75 PCS.	TEK75	
2	18" BENCH/SUNDECK BRACE	04N296-4	
3	4' BENCH/SUNDECK RISER & 4' EDGE CAP	04N307	04N015



FILE NUMBER : 04VB18FE-12B

DRAWN BY : jeide



33 Wade Rd.  
Latham, NY 12110  
phn: 518-786-1200  
fax: 518-786-0954

CUSTOMER SIGNATURE REQUIRED

DATE

#### NOTES FOR INSTALLER:

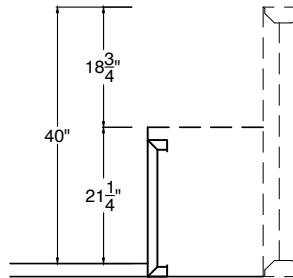
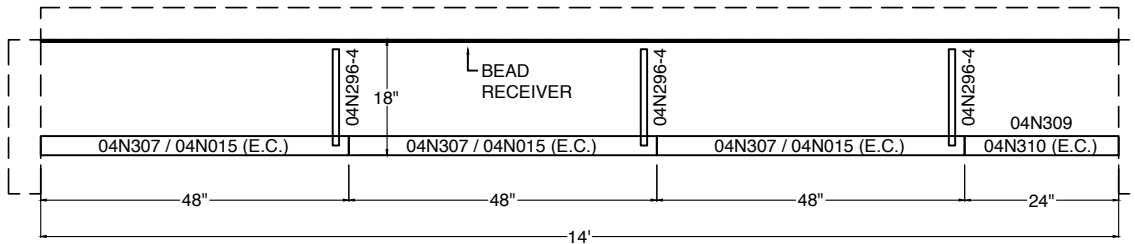
- PERIMETER PANELS WILL REQUIRE DRILLING HOLES TO ATTACH BRACES, RISERS, AND BEAD RECEIVER

## STEEL

CONFORMS TO CURRENT  
APSP/ANSI/ICC-5 2011 &  
ISPSA 2021 STANDARDS FOR  
RESIDENTIAL INGROUND  
SWIMMING POOLS

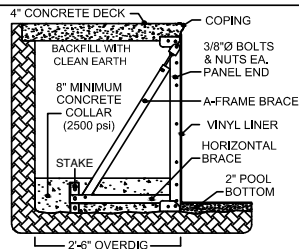


**04VB18FE-14B**  
**14'x18" NEXUS MODULAR BENCH SECTIONS**  
**FOR FULL END APPLICATION**



**BILL OF MATERIALS - 04VB18FE-14B**

QUANTITY	NAME	PART #	EDGE CAP PART#
1	75 PACK HEX BOLT AND WASHER	PAK75	
2	8" BEAD TRACK	048BRP	
1	TEK SCREW PACK - 75 PCS.	TEK75	
3	18" BENCH/SUNDECK BRACE	04N296-4	
1	2' BENCH/SUNDECK RISER & EDGE CAP	04N309	04N310
3	4' BENCH/SUNDECK RISER & 4' EDGE CAP	04N307	04N015



**FILE NUMBER :** 04VB18FE-14B

**DRAWN BY :** jeide



33 Wade Rd.  
 Latham, NY 12110  
 phn: 518-786-1200  
 fax: 518-786-0954

**CUSTOMER SIGNATURE REQUIRED**

**DATE**

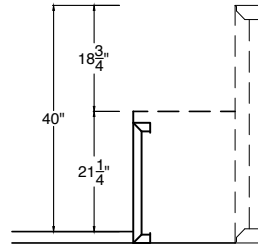
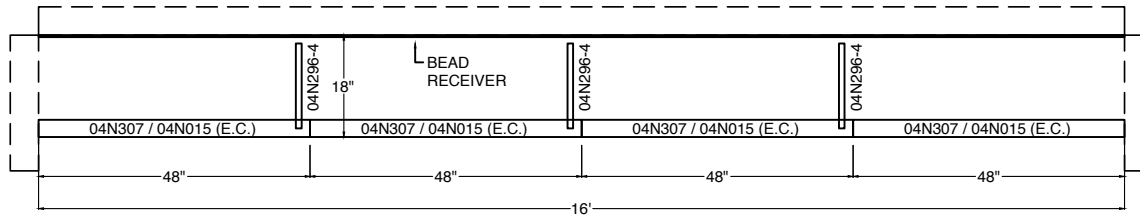
**NOTES FOR INSTALLER:**

- PERIMETER PANELS WILL REQUIRE DRILLING HOLES TO ATTACH BRACES, RISERS, AND BEAD RECEIVER

**STEEL**

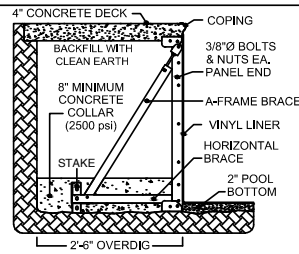
CONFORMS TO CURRENT  
**APSP/ANSI/ICC-5 2011** &  
**ISPSA 2021** STANDARDS FOR  
 RESIDENTIAL INGROUND  
 SWIMMING POOLS

**04VB18FE-16B**  
**16'x18" NEXUS MODULAR BENCH SECTIONS**  
**FOR FULL END APPLICATION**



**BILL OF MATERIALS - 04VB18FE-16B**

QUANTITY	NAME	PART #	EDGE CAP PART#
1	75 PACK HEX BOLT AND WASHER	PAK75	
2	8" BEAD TRACK	048BRP	
1	TEK SCREW PACK - 75 PCS.	TEK75	
3	18" BENCH/SUNDECK BRACE	04N296-4	
4	4' BENCH/SUNDECK RISER & 4' EDGE CAP	04N307	04N015



FILE NUMBER : 04VB18FE-16B  
 DRAWN BY : jeide



33 Wade Rd.  
 Latham, NY 12110  
 phn: 518-786-1200  
 fax: 518-786-0954

CUSTOMER SIGNATURE REQUIRED

DATE

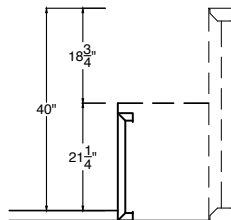
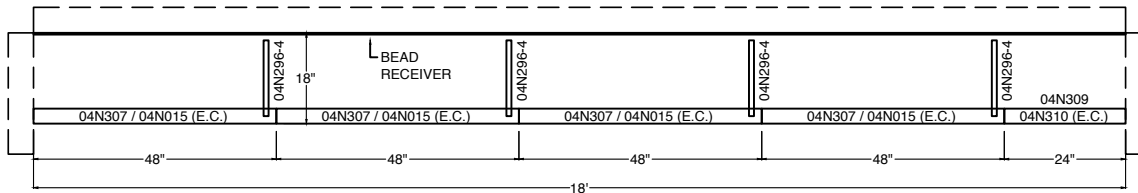
**NOTES FOR INSTALLER:**

- PERIMETER PANELS WILL REQUIRE DRILLING HOLES TO ATTACH BRACES, RISERS, AND BEAD RECEIVER

**STEEL**

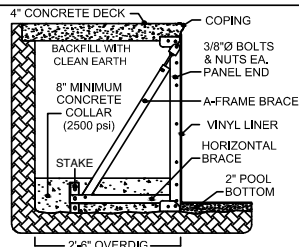
CONFORMS TO CURRENT  
 APSP/ANSI/ICC-5 2011 &  
 ISPC 2021 STANDARDS FOR  
 RESIDENTIAL INGROUND  
 SWIMMING POOLS

**04VB18FE-18B**  
**18'x18" NEXUS MODULAR BENCH SECTIONS**  
**FOR FULL END APPLICATION**



**BILL OF MATERIALS - 04VB18FE-18B**

QUANTITY	NAME	PART #	EDGE CAP PART#
0	75 PACK HEX BOLT AND WASHER	PAK75	
0	8" BEAD TRACK	048BRP	
1	TEK SCREW PACK - 75 PCS.	TEK75	
4	18" BENCH/SUNDECK BRACE	04N296-4	
4	4' BENCH/SUNDECK RISER & 4' EDGE CAP	04N307	04N015
1	2' BENCH/SUNDECK RISER & 2' EDGE CAP	04N309	04N310



FILE NUMBER : 04VB18FE-18B

DRAWN BY : jeide



33 Wade Rd.  
 Latham, NY 12110  
 phn: 518-786-1200  
 fax: 518-786-0954

CUSTOMER SIGNATURE REQUIRED

DATE

**NOTES FOR INSTALLER:**

- PERIMETER PANELS WILL REQUIRE DRILLING HOLES TO ATTACH BRACES, RISERS, AND BEAD RECEIVER

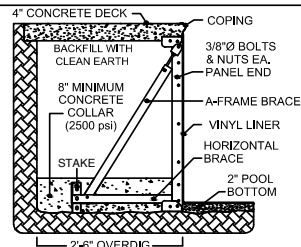
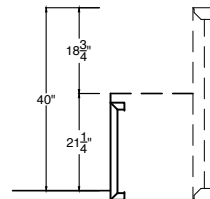
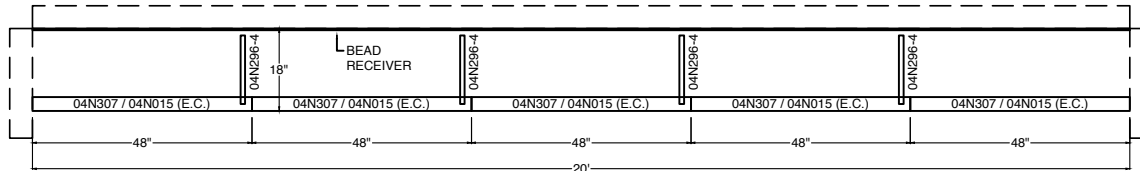
**STEEL**

CONFORMS TO CURRENT  
**APSP/ANSI/ICC-5 2011** &  
**ISPSA 2021** STANDARDS FOR  
 RESIDENTIAL INGROUND  
 SWIMMING POOLS

**BILL OF MATERIALS - 04VB18FE-20B**

QUANTITY	NAME	PART #	EDGE CAP PART#
1	75 PACK HEX BOLT AND WASHER	PAK75	
3	8" BEAD TRACK	048BRP	
1	TEK SCREW PACK - 75 PCS.	TEK75	
4	18" BENCH/SUNDECK BRACE	04N296-4	
5	4' BENCH/SUNDECK RISER & 4' EDGE CAP	04N307	04N015

**04VB18FE-20B**  
 20'x18" NEXUS MODULAR BENCH SECTIONS  
 FOR FULL END APPLICATION



FILE NUMBER : 04VB18FE-20B

DRAWN BY : jeide

**NOTES FOR INSTALLER:**

- PERIMETER PANELS WILL REQUIRE DRILLING HOLES TO ATTACH BRACES, RISERS, AND BEAD RECEIVER



33 Wade Rd.  
 Latham, NY 12110  
 phn: 518-786-1200  
 fax: 518-786-0954

CUSTOMER SIGNATURE REQUIRED

DATE

**STEEL**

CONFORMS TO CURRENT  
 APSP/ANSI/ICC-5 2011 &  
 ISPSC 2021 STANDARDS FOR  
 RESIDENTIAL INGROUND  
 SWIMMING POOLS



**Imperial**  
**POOLS INC.**  
REDEFINING ONE SOURCE

33 Wade Road | Latham, NY 12110