



# 54" PLUNGE POOL SPEC BOOK

## 54" Panel


- Assembly Drawings and Guidelines
- Panel Layouts
- Bill of Materials

*Pool components manufactured by Imperial Pools, Inc.  
are intended for private residential use only.*


# Table of Contents

PATENT PENDING - January 2024


## The Recreational page no.

8' x 16'		1
10' x 20'		2
12' x 24'		3

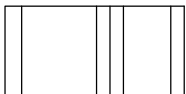
## The Recreational w/ Bench page no.

8' x 16' with Bench		4
10' x 20' with Bench		5
12' x 24' with Bench		6

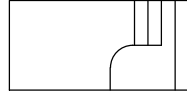
## The Lounger page no.

8' x 16'		7
10' x 20'		8
12' x 24'		9

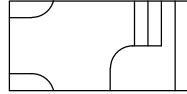
## The Lounger w/ Bench page no.

8' x 16' with Bench		10
10' x 20' with Bench		11
12' x 24' with Bench		12


## The Entertainer page no.

8' x 16'		13
10' x 20'		14
12' x 24'		15

## The Entertainer w/ Bench page no.

8' x 16' with Bench		16
10' x 20' with Bench		17
12' x 24' with Bench		18

## The Socializer w/ Bench page no.

8' x 16' with Bench		19
10' x 20' with Bench		20
12' x 24' with Bench		21

## Appendix page no.

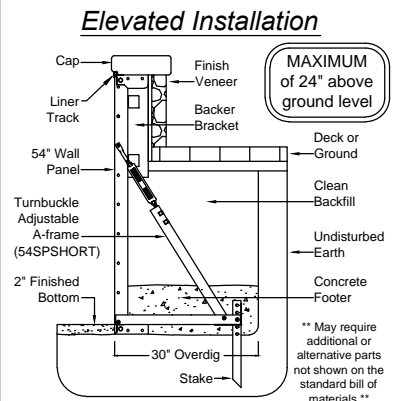
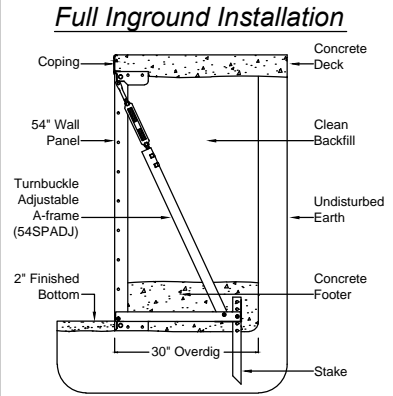
Full End Stair	A1 - A3
Full End Stair & Sundeck	A4 - A6
Side-by-Side Stair & Sundeck with Steps Right	A7 - A9
Wave Stair & Sundeck with Steps Right	A10 - A12
Full End Bench	A13 - A15
Corner Bench	A16 - A17
Bead Receiver & Edge Cap Installation	A18
Skimmer Support	A19
19" Wall Bracket for Elevated Installation	A20
7" x 7" Aboveground Corner Cap	A21

January  
2024



**WARNING:** Swimming pools can be dangerous if used improperly. Consult your dealer for information on safe use. It is the responsibility of town officials, builders and homeowners to follow safety Recommendations of APSP/ANSI, local ordinances & equipment manufacturers.

- All work not specifically shown here is to be done in accordance with the requirements of the 2024 INTERNATIONAL SWIMMING POOL & SPA CODE, APSP/ANSI/ICC-5 2011 STANDARDS FOR RESIDENTIAL INGROUND SWIMMING POOLS, and all other local building codes.
- Construction Drawing: Different methods and precautions may be dictated by various ground conditions. This is to be determined by and is the responsibility of the contractor who is not an agent of the manufacturer of the component parts.
- Depth and shape of the pool meet minimum standards of the 2024 INTERNATIONAL SWIMMING POOL & SPA CODE and the APSP/ANSI/ICC-5 2011 STANDARDS FOR RESIDENTIAL INGROUND SWIMMING POOLS.
- A means of entry & exit for the pool must be provided in accordance with 2024 INTERNATIONAL SWIMMING POOL & SPA CODE, section 809.
- Equipotential bonding must be provided in accordance with the NATIONAL ELECTRIC CODE, NFPA 70.
- All A-frame braces are to be contained within an 8" thick (minimum) continuous poured concrete (2500 psi) perimeter collar.
- Backfill with clean earth, free of roots and debris.
- Finished bottom is to be 2" minimum of suitable material or undisturbed earth.
- NO DIVING labels are to be installed around the perimeter of the pool.
- Suction entrapment avoidance to be installed in accordance with APSP/ANSI/ICC-7
- Pool Coping / Deck is within 12" of designed waterline. This satisfies requirements for handholds per ISPS 2024 SECTION 323.1



Page: **1**  
Perimeter: **48'-0"**

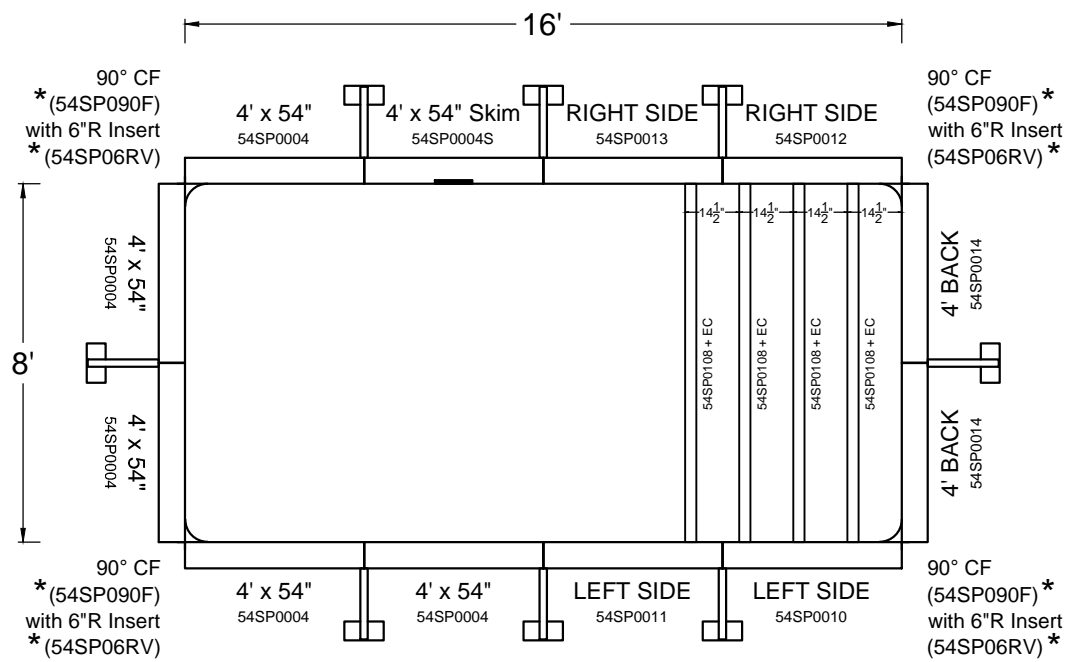
PATENT PENDING - January 2024

Pool Squaring Diagonals	10' x 20' > 22'-4 1/4"
	12' x 24' > 26'-10"
	8' x 16' > 17'-10 3/4"

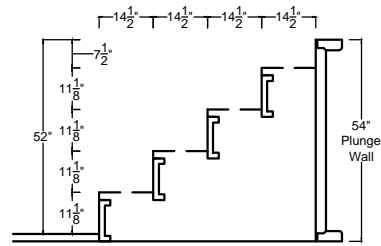
Surface Area: **128.00 SF**  
Volume: **3,160 gal.**  
Type **0** Non-Diving

January 2024  
**Imperial** POOLS MANUFACTURING

The Recreational - 8' x 16'  
0816-FES



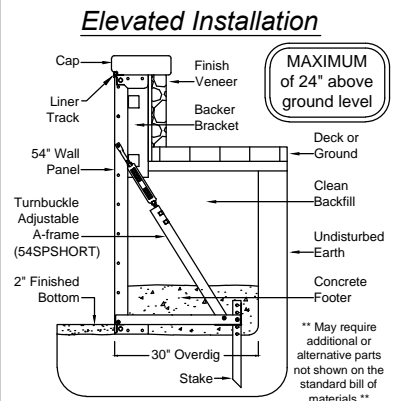
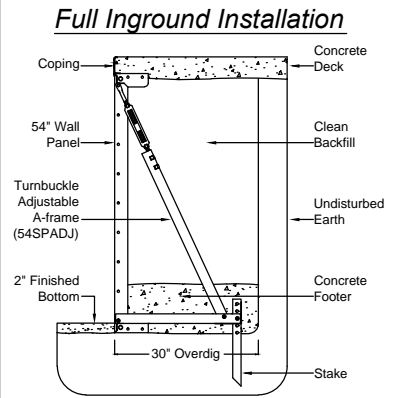
**Corner Notes**  
Standard pool layouts shown are with 6"R corners. For optional 90° Corner layouts, DO NOT INSTALL the supplied 6"R Insert (54SP06RV)  
\* Installer MUST specify the type of corner (6"R or 90°) used when ordering liners



Qty	Description	Part #
5	4' x 54" Plain Panel	54SP0004
1	4' x 54" Skimmer Panel	54SP0004S
4	90 Degree Corner Filler *	54SP090F
8	54" Adjustable A-Frame	54SPADJ
1	8' Full End Stair	54SPFES008
4	6" Radius Corner Insert *	54SP06RV
1	Skimmer Support	54SPSK01

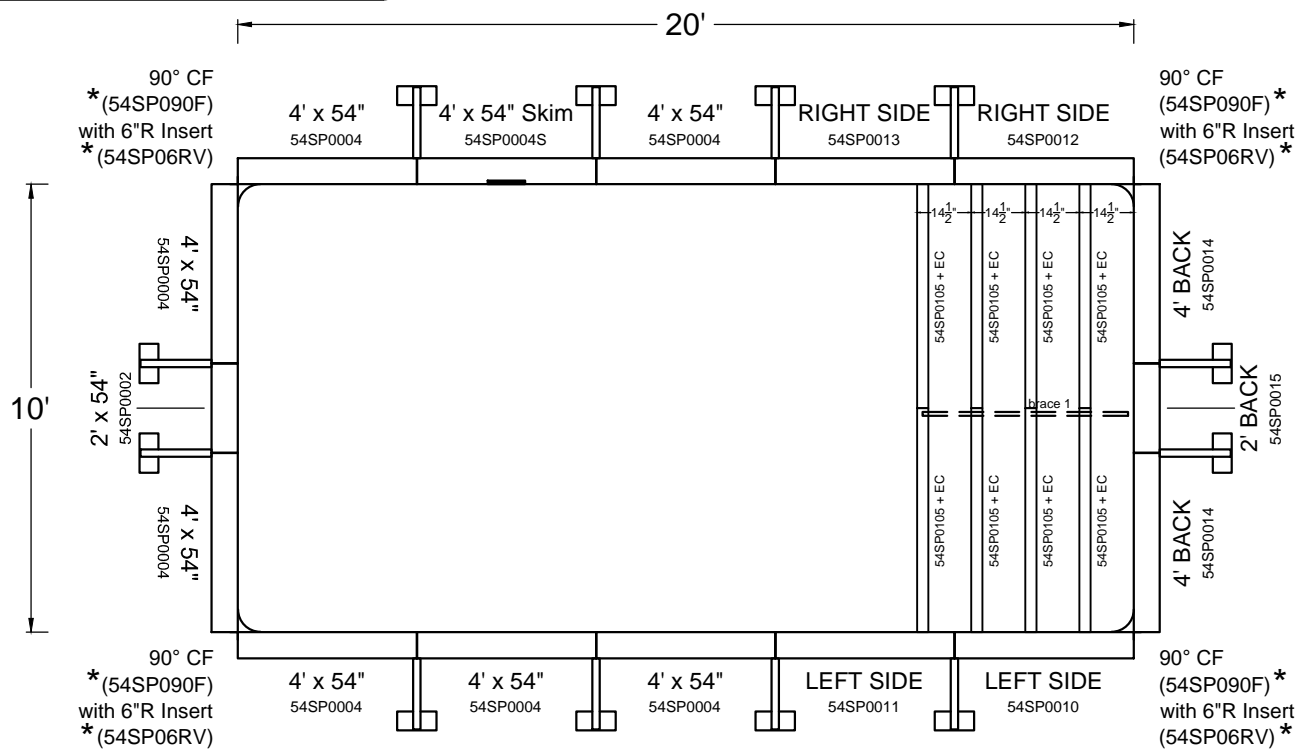
**WARNING:** Swimming pools can be dangerous if used improperly. Consult your dealer for information on safe use. It is the responsibility of town officials, builders and homeowners to follow safety Recommendations of APSP/ANSI, local ordinances & equipment manufacturers.

- All work not specifically shown here is to be done in accordance with the requirements of the 2024 INTERNATIONAL SWIMMING POOL & SPA CODE, APSP/ANSI/ICC-5 2011 STANDARDS FOR RESIDENTIAL INGROUND SWIMMING POOLS, and all other local building codes.
- Construction Drawing: Different methods and precautions may be dictated by various ground conditions. This is to be determined by and is the responsibility of the contractor who is not an agent of the manufacturer of the component parts.
- Depth and shape of the pool meet minimum standards of the 2024 INTERNATIONAL SWIMMING POOL & SPA CODE and the APSP/ANSI/ICC-5 2011 STANDARDS FOR RESIDENTIAL INGROUND SWIMMING POOLS.
- A means of entry & exit for the pool must be provided in accordance with 2024 INTERNATIONAL SWIMMING POOL & SPA CODE, section 809.
- Equipotential bonding must be provided in accordance with the NATIONAL ELECTRIC CODE, NFPA 70.
- All A-frame braces are to be contained within an 8" thick (minimum) continuous poured concrete (2500 psi) perimeter collar.
- Backfill with clean earth, free of roots and debris.
- Finished bottom is to be 2" minimum of suitable material or undisturbed earth.
- NO DIVING labels are to be installed around the perimeter of the pool.
- Suction entrapment avoidance to be installed in accordance with APSP/ANSI/ICC-7
- Pool Coping / Deck is within 12" of designed waterline. This satisfies requirements for handholds per ISPS 2024 SECTION 323.1



Page: **2**  
Perimeter: **60'-0"**

**PATENT PENDING - January 2024**



<b>Pool Squaring Diagonals</b>	10' x 20' > 22'-4 1/4"
12' x 24'	> 26'-10"
8' x 16'	> 17'-10 3/4"

Surface Area: **200.00 SF**  
Volume: **5,146 gal.**  
Type **0 Non-Diving**  
January **2024**



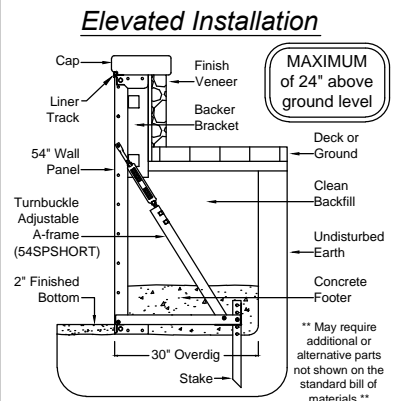
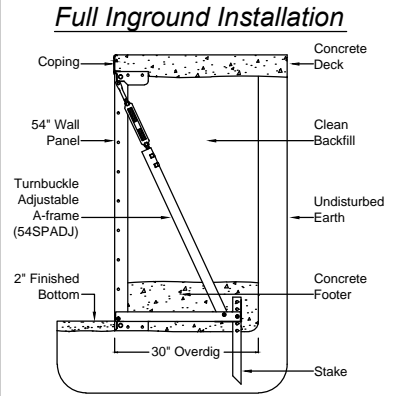
**Corner Notes**  
Standard pool layouts shown are with 6"R corners. For optional 90° Corner layouts, DO NOT INSTALL the supplied 6"R Insert (54SP06RV)  
\* Installer MUST specify the type of corner (6"R or 90°) used when ordering liners

Qty	Description	Part #
1	2' x 54" Plain Panel	54SP0002
7	4' x 54" Plain Panel	54SP0004
1	4' x 54" Skimmer Panel	54SP0004S
4	90 Degree Corner Filler *	54SP090F
12	54" Adjustable A-Frame	54SPADJ
1	10' Full End Stair	54SPFES010
4	6" Radius Corner Insert *	54SP06RV
1	Skimmer Support	54SPSK01

**The Recreational - 10' x 20'**  
1020-FES

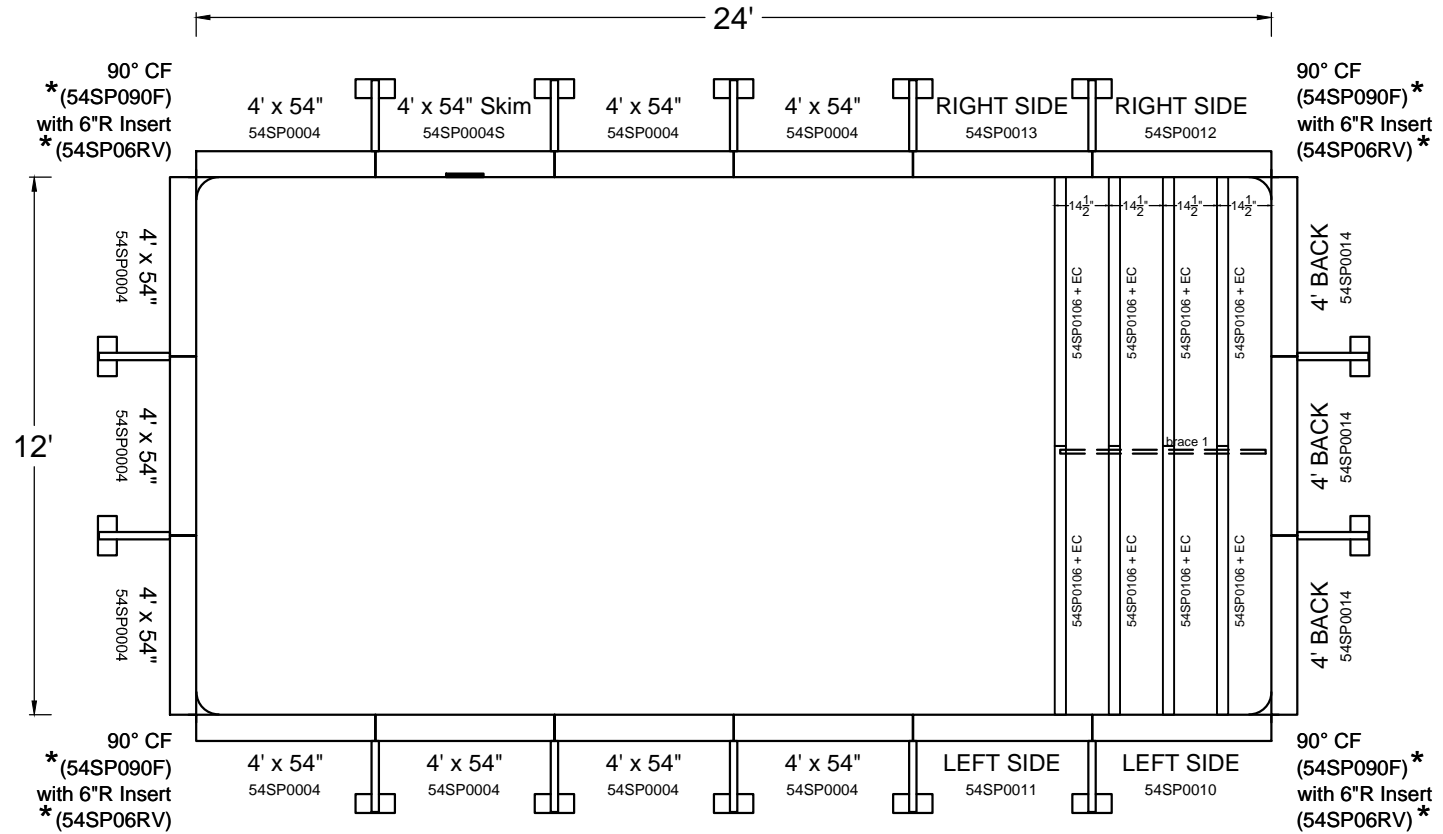
**WARNING:** Swimming pools can be dangerous if used improperly. Consult your dealer for information on safe use. It's the responsibility of town officials, builders and homeowners to follow safety Recommendations of APSP/ANSI, local ordinances & equipment manufacturers.

- All work not specifically shown here is to be done in accordance with the requirements of the 2024 INTERNATIONAL SWIMMING POOL & SPA CODE, APSP/ANSI/ICC-5 2011 STANDARDS FOR RESIDENTIAL INGROUND SWIMMING POOLS, and all other local building codes.
- Construction Drawing: Different methods and precautions may be dictated by various ground conditions. This is to be determined by and is the responsibility of the contractor who is not an agent of the manufacturer of the component parts.
- Depth and shape of the pool meet minimum standards of the 2024 INTERNATIONAL SWIMMING POOL & SPA CODE and the APSP/ANSI/ICC-5 2011 STANDARDS FOR RESIDENTIAL INGROUND SWIMMING POOLS.
- A means of entry & exit for the pool must be provided in accordance with 2024 INTERNATIONAL SWIMMING POOL & SPA CODE, section 809.
- Equipotential bonding must be provided in accordance with the NATIONAL ELECTRIC CODE, NFPA 70.
- All A-frame braces are to be contained within an 8" thick (minimum) continuous poured concrete (2500 psi) perimeter collar.
- Backfill with clean earth, free of roots and debris.
- Finished bottom is to be 2" minimum of suitable material or undisturbed earth.
- NO DIVING labels are to be installed around the perimeter of the pool.
- Suction entrapment avoidance to be installed in accordance with APSP/ANSI/ICC-7
- Pool Coping / Deck is within 12" of designed waterline. This satisfies requirements for handholds per 15PSC 2024 SECTION 323.1



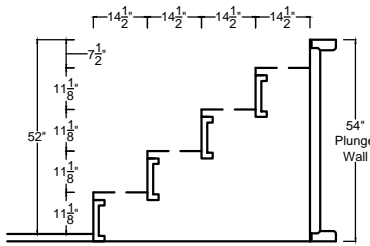
Page: **3**  
Perimeter: **72'-0"**

**PATENT PENDING - January 2024**



Pool Squaring Diagonals	10' x 20' > 22'-4 1/4"
12' x 24' > 26'-10"	8' x 16' > 17'-10 3/4"

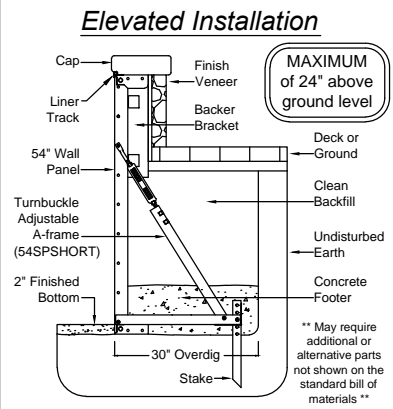
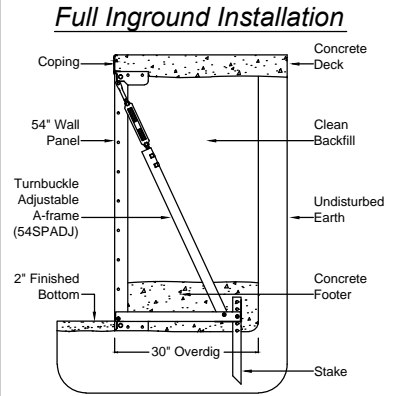
**Corner Notes**  
Standard pool layouts shown are with 6"R corners. For optional 90° Corner layouts, DO NOT INSTALL the supplied 6"R Insert (54SP06RV).  
\* Installer MUST specify the type of corner (6"R or 90°) used when ordering liners



Qty	Description	Part #
10	4' x 54" Plain Panel	54SP0004
1	4' x 54" Skimmer Panel	54SP0004S
4	90 Degree Corner Filler *	54SP090F
14	54" Adjustable A-Frame	54SPADJ
1	12' Full End Stair	54SPFES012
4	6" Radius Corner Insert *	54SP06RV
1	Skimmer Support	54SPSK01

**WARNING:** Swimming pools can be dangerous if used improperly. Consult your dealer for information on safe use. It is the responsibility of town officials, builders and homeowners to follow safety Recommendations of APSP/ANSI, local ordinances & equipment manufacturers.

- All work not specifically shown here is to be done in accordance with the requirements of the 2024 INTERNATIONAL SWIMMING POOL & SPA CODE, APSP/ANSI/ICC-5 2011 STANDARDS FOR RESIDENTIAL INGROUND SWIMMING POOLS, and all other local building codes.
- Construction Drawing: Different methods and precautions may be dictated by various ground conditions. This is to be determined by and is the responsibility of the contractor who is not an agent of the manufacturer of the component parts.
- Depth and shape of the pool meet minimum standards of the 2024 INTERNATIONAL SWIMMING POOL & SPA CODE and the APSP/ANSI/ICC-5 2011 STANDARDS FOR RESIDENTIAL INGROUND SWIMMING POOLS.
- A means of entry & exit for the pool must be provided in accordance with 2024 INTERNATIONAL SWIMMING POOL & SPA CODE, section 809.
- Equipotential bonding must be provided in accordance with the NATIONAL ELECTRIC CODE, NFPA 70.
- All A-frame braces are to be contained within an 8" thick (minimum) continuous poured concrete (2500 psi) perimeter collar.
- Backfill with clean earth, free of roots and debris.
- Finished bottom is to be 2" minimum of suitable material or undisturbed earth.
- NO DIVING labels are to be installed around the perimeter of the pool.
- Suction entrapment avoidance to be installed in accordance with APSP/ANSI/ICC-7
- Pool Coping / Deck is within 12" of designed waterline. This satisfies requirements for handholds per 15PSC 2024 SECTION 323.1

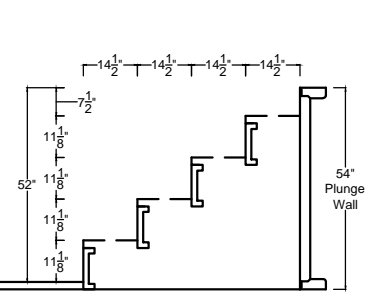
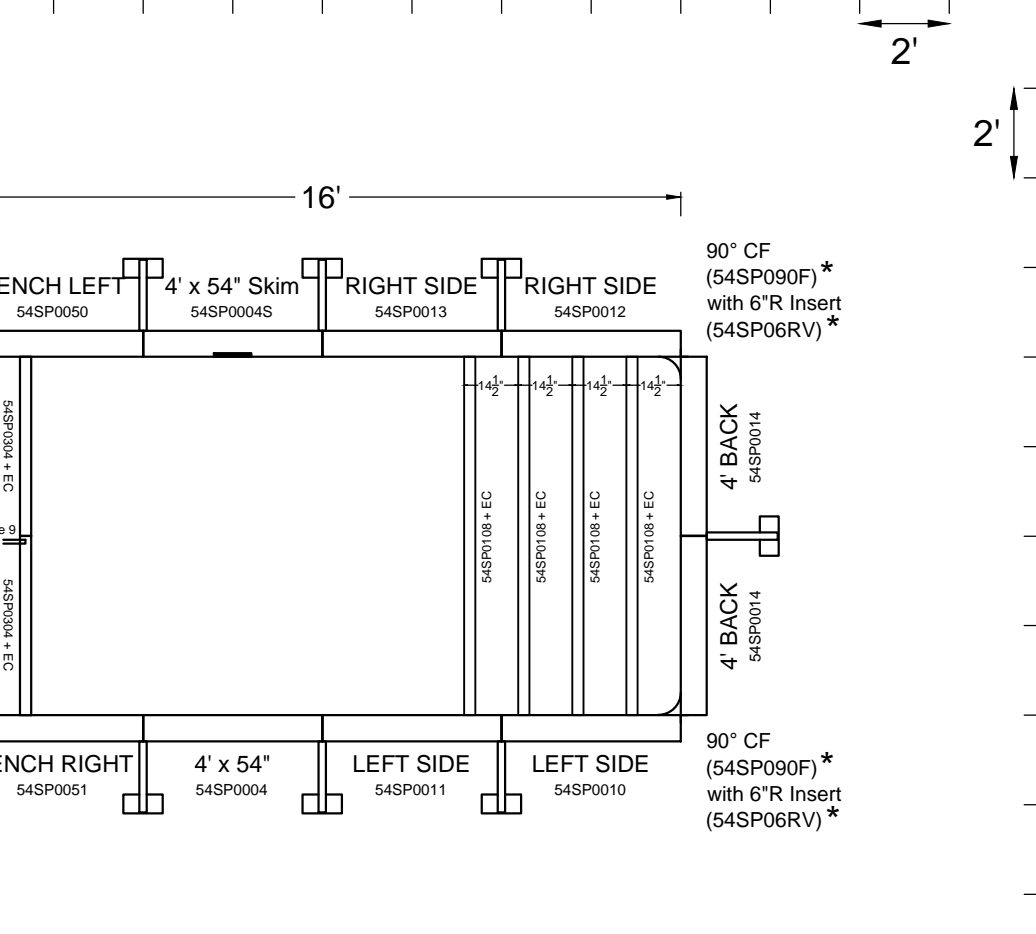


Page: **4**  
Perimeter: **48'-0"**

**PATENT PENDING - January 2024**

<b>Pool Squaring Diagonals</b>	10' x 20' > 22'-4 1/4"
	12' x 24' > 26'-10"
	8' x 16' > 17'-10 3/4"

Surface Area: **128.00 SF**  
Volume: **2,950 gal.**  
Type **O** Non-Diving  
January **2024**



**Corner Notes**  
Standard pool layouts shown are with 6"R corners. For optional 90° Corner layouts, DO NOT INSTALL the supplied 6"R Insert (54SP06RV)  
\* Installer MUST specify the type of corner (6"R or 90°) used when ordering liners

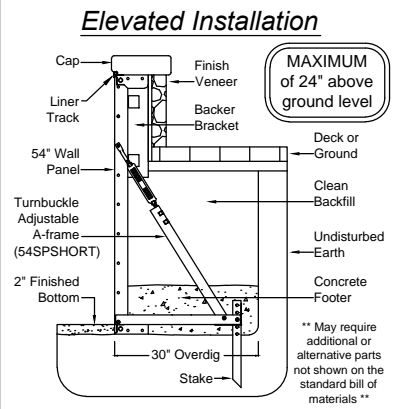
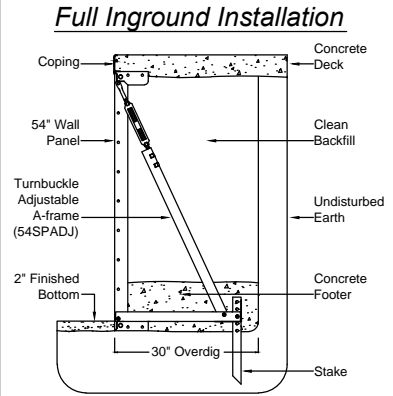
Qty	Description	Part #
1	4' x 54" Plain Panel	54SP0004
1	4' x 54" Skimmer Panel	54SP0004S
4	90 Degree Corner Filler *	54SP090F
8	54" Adjustable A-Frame	54SPADJ
1	8' Full End Bench	54SPFEB008
1	8' Full End Stair	54SPFES008
4	6" Radius Corner Insert *	54SP06RV
1	Skimmer Support	54SPSK01



**The Recreational - 8' x 16' with Bench**  
0816-FES-BN

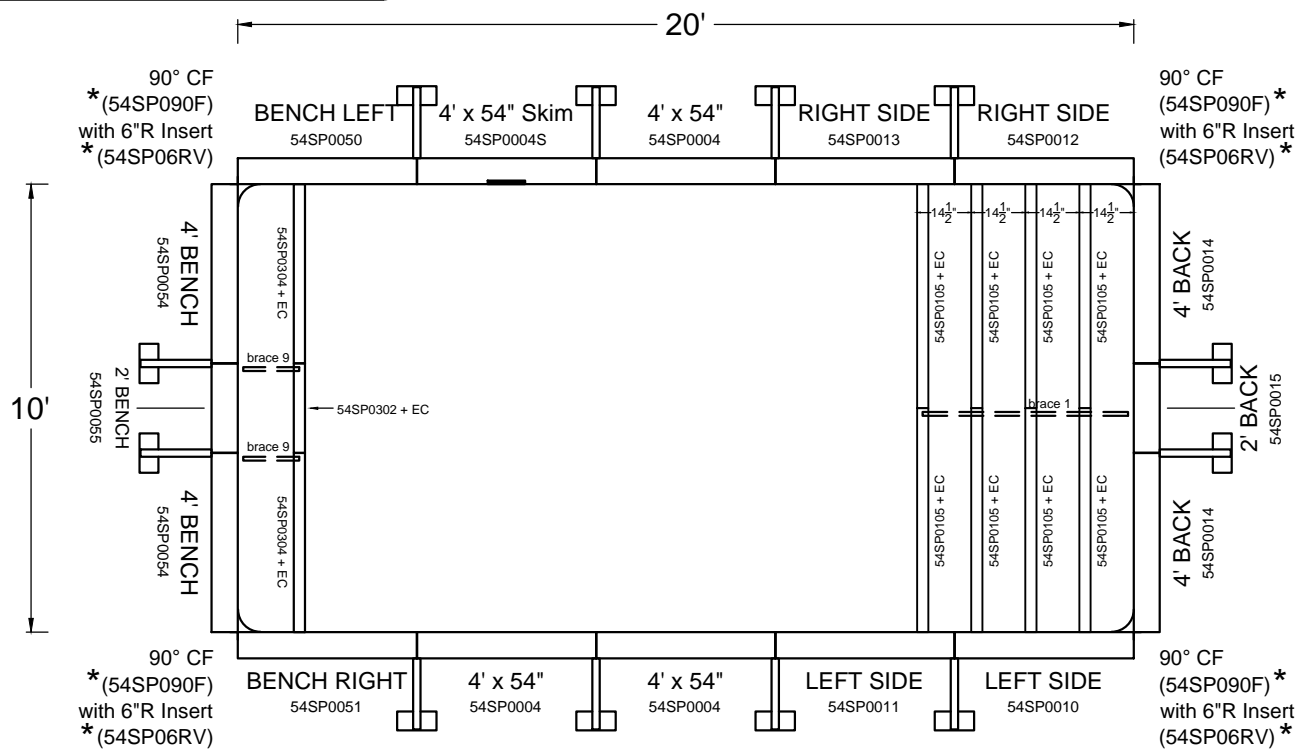
**WARNING:** Swimming pools can be dangerous if used improperly. Consult your dealer for information on safe use. It is the responsibility of town officials, builders and homeowners to follow safety Recommendations of APSP/ANSI, local ordinances & equipment manufacturers.

- All work not specifically shown here is to be done in accordance with the requirements of the 2024 INTERNATIONAL SWIMMING POOL & SPA CODE, APSP/ANSI/ICC-5 2011 STANDARDS FOR RESIDENTIAL INGROUND SWIMMING POOLS, and all other local building codes.
- Construction Drawing: Different methods and precautions may be dictated by various ground conditions. This is to be determined by and is the responsibility of the contractor who is not an agent of the manufacturer of the component parts.
- Depth and shape of the pool meet minimum standards of the 2024 INTERNATIONAL SWIMMING POOL & SPA CODE and the APSP/ANSI/ICC-5 2011 STANDARDS FOR RESIDENTIAL INGROUND SWIMMING POOLS.
- A means of entry & exit for the pool must be provided in accordance with 2024 INTERNATIONAL SWIMMING POOL & SPA CODE, section 809.
- Equipotential bonding must be provided in accordance with the NATIONAL ELECTRIC CODE, NFPA 70.
- All A-frame braces are to be contained within an 8" thick (minimum) continuous poured concrete (2500 psi) perimeter collar.
- Backfill with clean earth, free of roots and debris.
- Finished bottom is to be 2" minimum of suitable material or undisturbed earth.
- NO DIVING labels are to be installed around the perimeter of the pool.
- Suction entrapment avoidance to be installed in accordance with APSP/ANSI/ICC-7
- Pool Coping / Deck is within 12" of designed waterline. This satisfies requirements for handholds per 15PSC 2024 SECTION 323.1

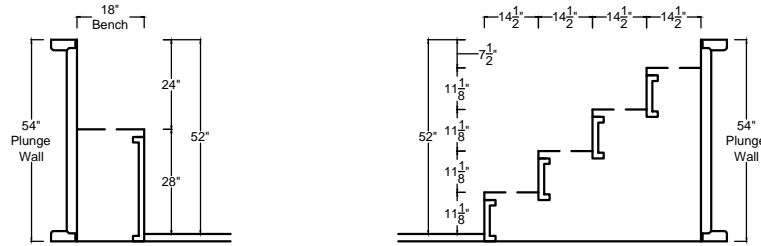


Page: **5**  
Perimeter: **60'-0"**

**PATENT PENDING - January 2024**



Pool Squaring Diagonals	10' x 20' > 22'-4 1/4"
12' x 24' > 26'-10"	8' x 16' > 17'-10 3/4"



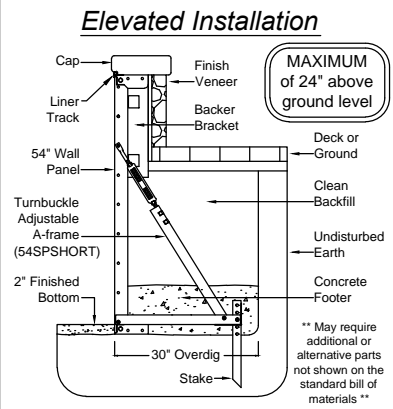
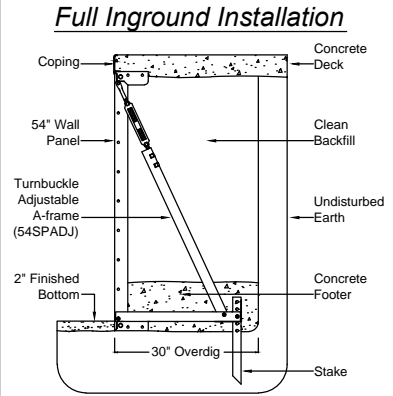
**Corner Notes**  
Standard pool layouts shown are with 6\"R corners. For optional 90° Corner layouts, DO NOT INSTALL the supplied 6\"R Insert (54SP06RV)  
\* Installer MUST specify the type of corner (6\"R or 90°) used when ordering liners

Qty	Description	Part #
3	4' x 54" Plain Panel	54SP0004
1	4' x 54" Skimmer Panel	54SP0004S
4	90 Degree Corner Filler *	54SP090F
12	54" Adjustable A-Frame	54SPADJ
1	10' Full End Bench	54SPFEB010
1	10' Full End Stair	54SPFES010
4	6" Radius Corner Insert *	54SP06RV
1	Skimmer Support	54SPSK01

Surface Area: **200.00 SF**    Volume: **4,885 gal.**    Type **O** Non-Diving    January **2024**    **Imperial POOLS MANUFACTURING**    **The Recreational - 10' x 20' with Bench**    1020-FES-BN

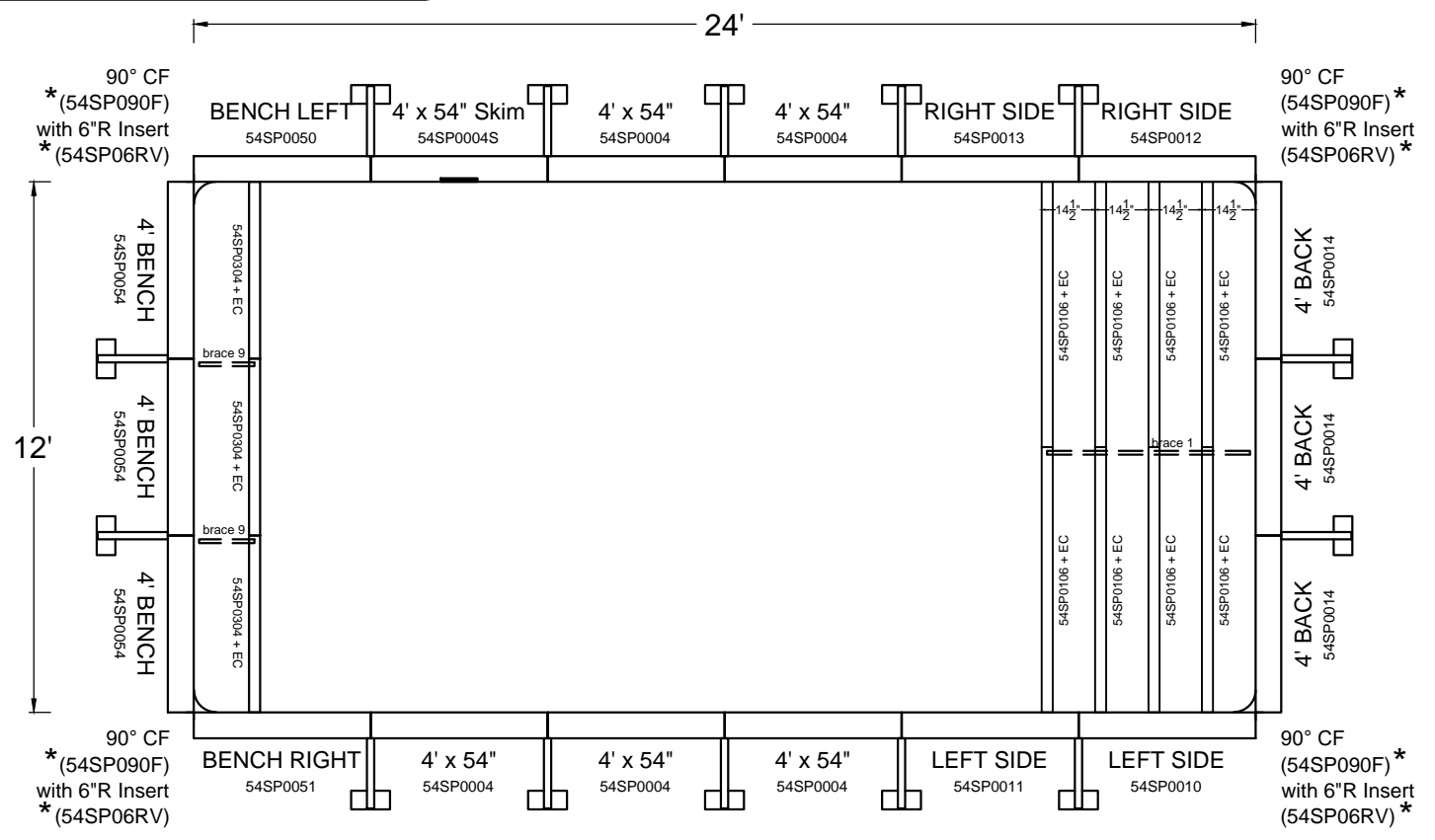
**WARNING:** Swimming pools can be dangerous if used improperly. Consult your dealer for information on safe use. It's the responsibility of town officials, builders and homeowners to follow safety Recommendations of APSP/ANSI, local ordinances & equipment manufacturers.

- All work not specifically shown here is to be done in accordance with the requirements of the 2024 INTERNATIONAL SWIMMING POOL & SPA CODE, APSP/ANSI/ICC-5 2011 STANDARDS FOR RESIDENTIAL INGROUND SWIMMING POOLS, and all other local building codes.
- Construction Drawing: Different methods and precautions may be dictated by various ground conditions. This is to be determined by and is the responsibility of the contractor who is not an agent of the manufacturer of the component parts.
- Depth and shape of the pool meet minimum standards of the 2024 INTERNATIONAL SWIMMING POOL & SPA CODE and the APSP/ANSI/ICC-5 2011 STANDARDS FOR RESIDENTIAL INGROUND SWIMMING POOLS.
- A means of entry & exit for the pool must be provided in accordance with 2024 INTERNATIONAL SWIMMING POOL & SPA CODE, section 809.
- Equipotential bonding must be provided in accordance with the NATIONAL ELECTRIC CODE, NFPA 70.
- All A-frame braces are to be contained within an 8" thick (minimum) continuous poured concrete (2500 psi) perimeter collar.
- Backfill with clean earth, free of roots and debris.
- Finished bottom is to be 2" minimum of suitable material or undisturbed earth.
- NO DIVING labels are to be installed around the perimeter of the pool.
- Suction entrapment avoidance to be installed in accordance with APSP/ANSI/ICC-7.
- Pool Coping / Deck is within 12" of designed waterline. This satisfies requirements for handholds per IPS 2024 SECTION 323.1



Page: **6**  
Perimeter: **72'-0"**

**PATENT PENDING - January 2024**



Pool Squaring Diagonals	10' x 20' ▷ 22'-4 1/4"
12' x 24' ▷ 26'-10"	8' x 16' ▷ 17'-10 3/4"

**Corner Notes**  
Standard pool layouts shown are with 6"R corners. For optional 90° Corner layouts, DO NOT INSTALL the supplied 6"R Insert (54SP06RV).  
\* Installer MUST specify the type of corner (6"R or 90°) used when ordering liners

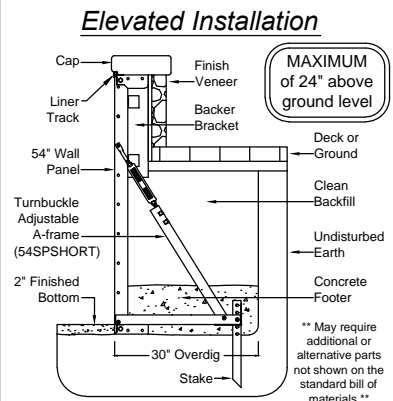
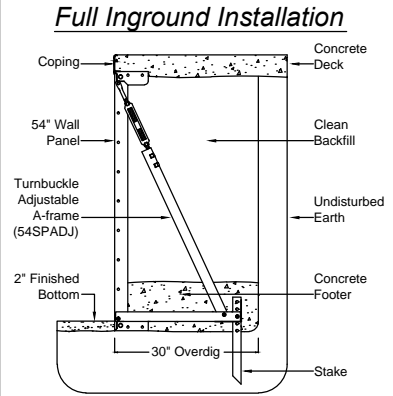
Qty	Description	Part #
5	4' x 54" Plain Panel	54SP0004
1	4' x 54" Skimmer Panel	54SP0004S
4	90 Degree Corner Filler *	54SP090F
14	54" Adjustable A-Frame	54SPADJ
1	12' Full End Bench	54SPFEB012
1	12' Full End Stair	54SPFES012
4	6" Radius Corner Insert *	54SP06RV
1	Skimmer Support	54SPSK01

Surface Area: **288.00 SF**    Volume: **7,298 gal.**    Type **O Non-Diving**    January **2024**    **Imperial POOLS MANUFACTURING**    **The Recreational - 12' x 24' with Bench**    1224-FES-BN



**WARNING:** Swimming pools can be dangerous if used improperly. Consult your dealer for information on safe use. It is the responsibility of town officials, builders and homeowners to follow safety Recommendations of APSP/ANSI, local ordinances & equipment manufacturers.

- All work not specifically shown here is to be done in accordance with the requirements of the 2024 INTERNATIONAL SWIMMING POOL & SPA CODE, APSP/ANSI/ICC-5 2011 STANDARDS FOR RESIDENTIAL INGROUND SWIMMING POOLS, and all other local building codes.
- Construction Drawing: Different methods and precautions may be dictated by various ground conditions. This is to be determined by and is the responsibility of the contractor who is not an agent of the manufacturer of the component parts.
- Depth and shape of the pool meet minimum standards of the 2024 INTERNATIONAL SWIMMING POOL & SPA CODE and the APSP/ANSI/ICC-5 2011 STANDARDS FOR RESIDENTIAL INGROUND SWIMMING POOLS.
- A means of entry & exit for the pool must be provided in accordance with 2024 INTERNATIONAL SWIMMING POOL & SPA CODE, section 809.
- Equipotential bonding must be provided in accordance with the NATIONAL ELECTRIC CODE, NFPA 70.
- All A-frame braces are to be contained within an 8" thick (minimum) continuous poured concrete (2500 psi) perimeter collar.
- Backfill with clean earth, free of roots and debris.
- Finished bottom is to be 2" minimum of suitable material or undisturbed earth.
- NO DIVING labels are to be installed around the perimeter of the pool.
- Suction entrapment avoidance to be installed in accordance with APSP/ANSI/ICC-7
- Pool Coping / Deck is within 12" of designed waterline. This satisfies requirements for handholds per ISPS 2024 SECTION 323.1

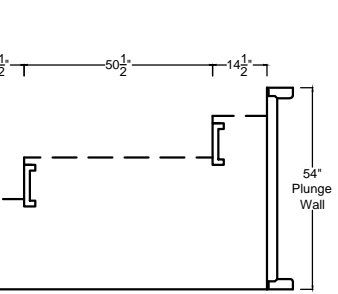
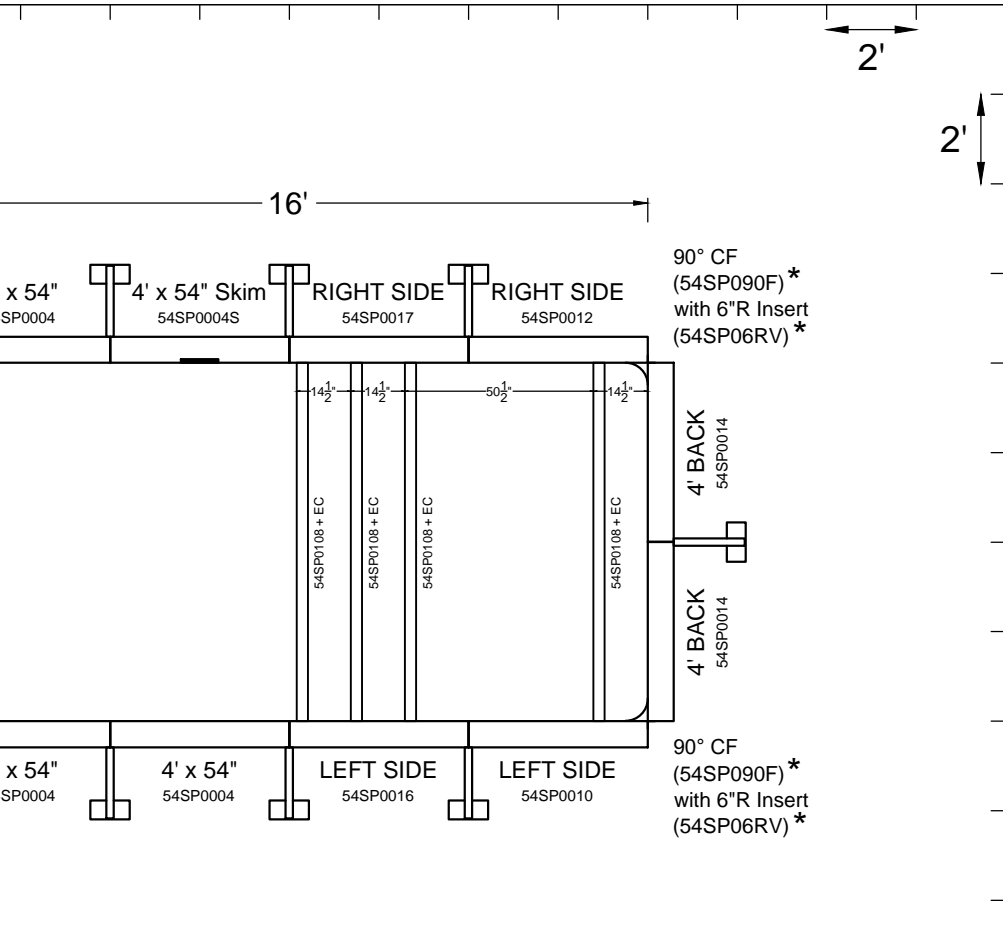


Page: **7**  
Perimeter: **48'-0"**

PATENT PENDING - January 2024

<b>Pool Squaring Diagonals</b>	10' x 20' > 22'-4 1/4"
	12' x 24' > 26'-10"
	8' x 16' > 17'-10 3/4"

Surface Area: **128.00 SF**  
Volume: **2,660 gal.**  
Type **O** Non-Diving  
January **2024**



**Corner Notes**  
Standard pool layouts shown are with 6"R corners. For optional 90° Corner layouts, DO NOT INSTALL the supplied 6"R Insert (54SP06RV)  
\* Installer MUST specify the type of corner (6"R or 90°) used when ordering liners

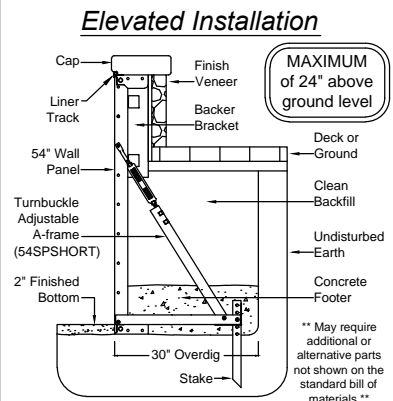
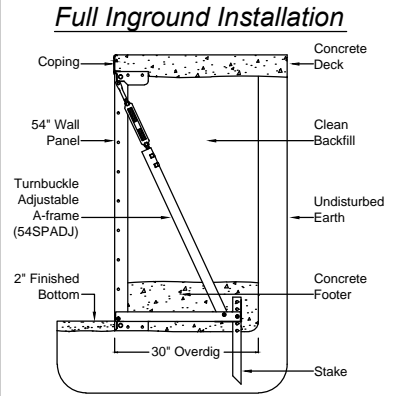
Qty	Description	Part #
5	4' x 54" Plain Panel	54SP0004
1	4' x 54" Skimmer Panel	54SP0004S
4	90 Degree Corner Filler *	54SP090F
8	54" Adjustable A-Frame	54SPADJ
1	8' Full End Stair & Sundeck	54SPFSD008
4	6" Radius Corner Insert *	54SP06RV
1	Skimmer Support	54SPSK01



**The Lounger - 8' x 16'**  
0816-FES-SD

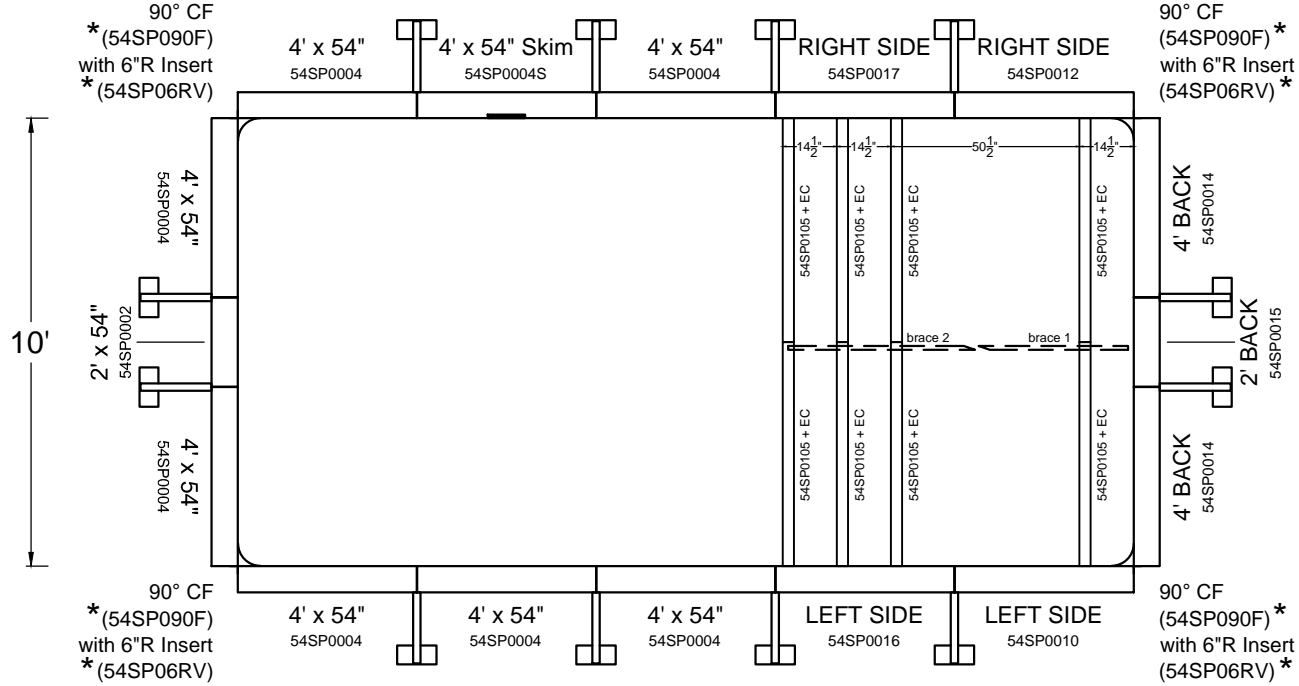
**WARNING:** Swimming pools can be dangerous if used improperly. Consult your dealer for information on safe use. It is the responsibility of town officials, builders and homeowners to follow safety Recommendations of APSP/ANSI, local ordinances & equipment manufacturers.

- All work not specifically shown here is to be done in accordance with the requirements of the 2024 INTERNATIONAL SWIMMING POOL & SPA CODE, APSP/ANSI/ICC-5 2011 STANDARDS FOR RESIDENTIAL INGROUND SWIMMING POOLS, and all other local building codes.
- Construction Drawing: Different methods and precautions may be dictated by various ground conditions. This is to be determined by and is the responsibility of the contractor who is not an agent of the manufacturer of the component parts.
- Depth and shape of the pool meet minimum standards of the 2024 INTERNATIONAL SWIMMING POOL & SPA CODE and the APSP/ANSI/ICC-5 2011 STANDARDS FOR RESIDENTIAL INGROUND SWIMMING POOLS.
- A means of entry & exit for the pool must be provided in accordance with 2024 INTERNATIONAL SWIMMING POOL & SPA CODE, section 809.
- Equipotential bonding must be provided in accordance with the NATIONAL ELECTRIC CODE, NFPA 70.
- All A-frame braces are to be contained within an 8" thick (minimum) continuous poured concrete (2500 psi) perimeter collar.
- Backfill with clean earth, free of roots and debris.
- Finished bottom is to be 2" minimum of suitable material or undisturbed earth.
- NO DIVING labels are to be installed around the perimeter of the pool.
- Suction entrapment avoidance to be installed in accordance with APSP/ANSI/ICC-7
- Pool Coping / Deck is within 12" of designed waterline. This satisfies requirements for handholds per IPSFC 2024 SECTION 323.1



Page: **8**  
Perimeter: **60'-0"**

**PATENT PENDING - January 2024**



Pool Squaring Diagonals	10' x 20' > 22'-4 1/4"
12' x 24' > 26'-10"	8' x 16' > 17'-10 3/4"

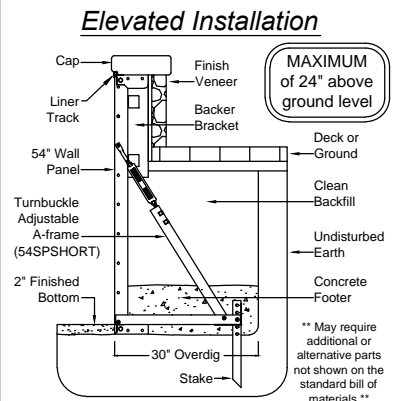
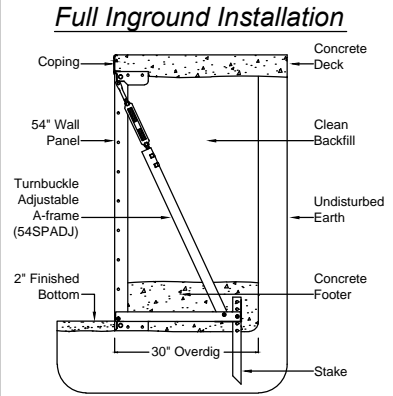
**Corner Notes**  
Standard pool layouts shown are with 6"R corners. For optional 90° Corner layouts, DO NOT INSTALL the supplied 6"R Insert (54SP06RV)  
\* Installer MUST specify the type of corner (6"R or 90°) used when ordering liners

Qty	Description	Part #
1	2' x 54" Plain Panel	54SP0002
7	4' x 54" Plain Panel	54SP0004
1	4' x 54" Skimmer Panel	54SP0004S
4	90 Degree Corner Filler *	54SP090F
12	54" Adjustable A-Frame	54SPADJ
1	10' Full End Stair & Sundeck	54SPFSD010
4	6" Radius Corner Insert *	54SP06RV
1	Skimmer Support	54SPSK01

Surface Area: **200.00 SF**    Volume: **4,522 gal.**    Type **O** Non-Diving    January **2024**    **Imperial POOLS MANUFACTURING**    **The Lounger - 10' x 20'** 1020-FES-SD

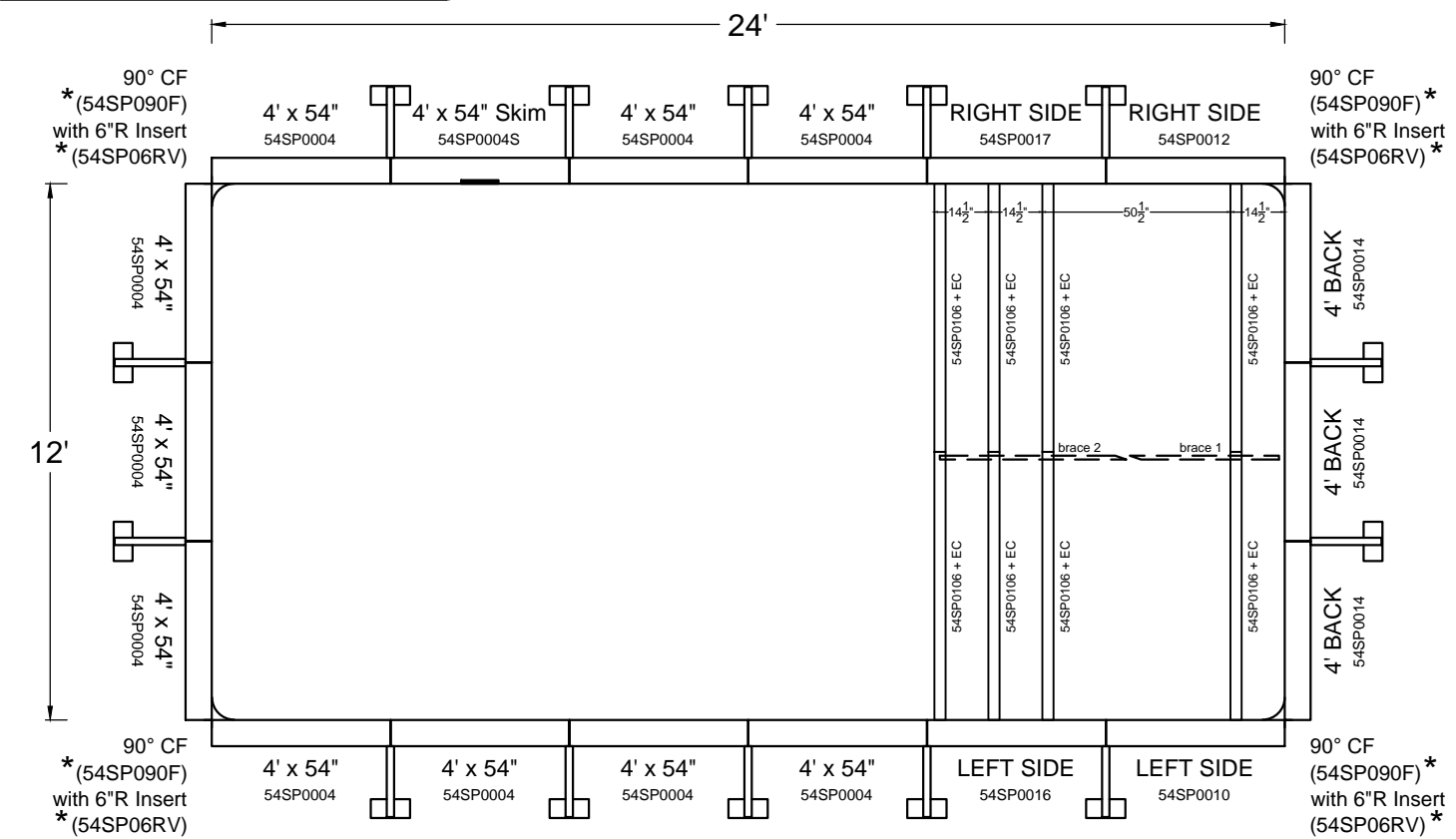
**WARNING:** Swimming pools can be dangerous if used improperly. Consult your dealer for information on safe use. It's the responsibility of town officials, builders and homeowners to follow safety Recommendations of APSP/ANSI, local ordinances & equipment manufacturers.

- All work not specifically shown here is to be done in accordance with the requirements of the 2024 INTERNATIONAL SWIMMING POOL & SPA CODE, APSP/ANSI/ICC-5 2011 STANDARDS FOR RESIDENTIAL INGROUND SWIMMING POOLS, and all other local building codes.
- Construction Drawing: Different methods and precautions may be dictated by various ground conditions. This is to be determined by and is the responsibility of the contractor who is not an agent of the manufacturer of the component parts.
- Depth and shape of the pool meet minimum standards of the 2024 INTERNATIONAL SWIMMING POOL & SPA CODE and the APSP/ANSI/ICC-5 2011 STANDARDS FOR RESIDENTIAL INGROUND SWIMMING POOLS.
- A means of entry & exit for the pool must be provided in accordance with 2024 INTERNATIONAL SWIMMING POOL & SPA CODE, section 809.
- Equipotential bonding must be provided in accordance with the NATIONAL ELECTRIC CODE, NFPA 70.
- All A-frame braces are to be contained within an 8" thick (minimum) continuous poured concrete (2500 psi) perimeter collar.
- Backfill with clean earth, free of roots and debris.
- Finished bottom is to be 2" minimum of suitable material or undisturbed earth.
- NO DIVING labels are to be installed around the perimeter of the pool.
- Suction entrapment avoidance to be installed in accordance with APSP/ANSI/ICC-7
- Pool Coping / Deck is within 12" of designed waterline. This satisfies requirements for handholds per 15PSC 2024 SECTION 323.1



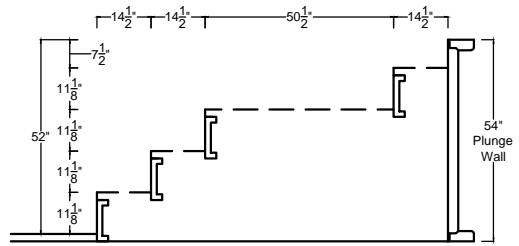
Page: **9**  
Perimeter: **72'-0"**

**PATENT PENDING - January 2024**



Pool Squaring Diagonals	10' x 20' ▷ 22'-4 1/4"
12' x 24' ▷ 26'-10"	8' x 16' ▷ 17'-10 3/4"

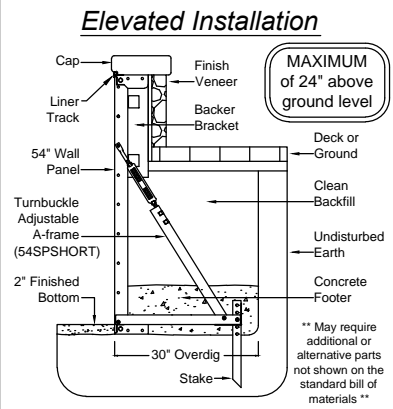
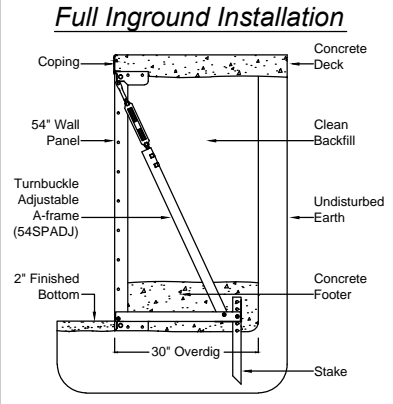
**Corner Notes**  
Standard pool layouts shown are with 6"R corners. For optional 90° Corner layouts, DO NOT INSTALL the supplied 6"R Insert (54SP06RV)  
\* Installer MUST specify the type of corner (6"R or 90°) used when ordering liners



Qty	Description	Part #
10	4' x 54" Plain Panel	54SP0004
1	4' x 54" Skimmer Panel	54SP0004S
4	90 Degree Corner Filler *	54SP090F
14	54" Adjustable A-Frame	54SPADJ
1	12' Full End Stair & Sundeck	54SPFSD012
4	6" Radius Corner Insert *	54SP06RV
1	Skimmer Support	54SPSK01

**WARNING:** Swimming pools can be dangerous if used improperly. Consult your dealer for information on safe use. It is the responsibility of town officials, builders and homeowners to follow safety Recommendations of APSP/ANSI, local ordinances & equipment manufacturers.

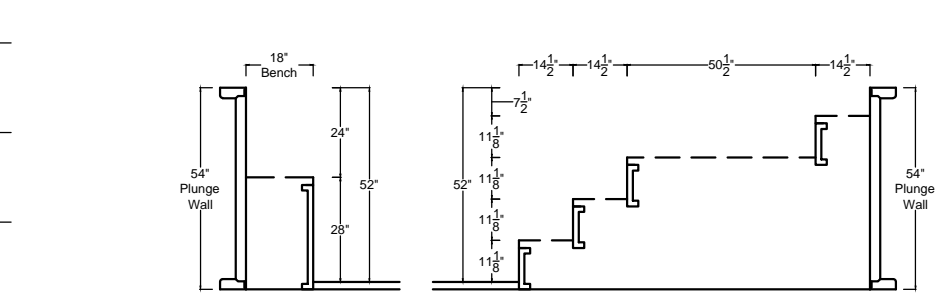
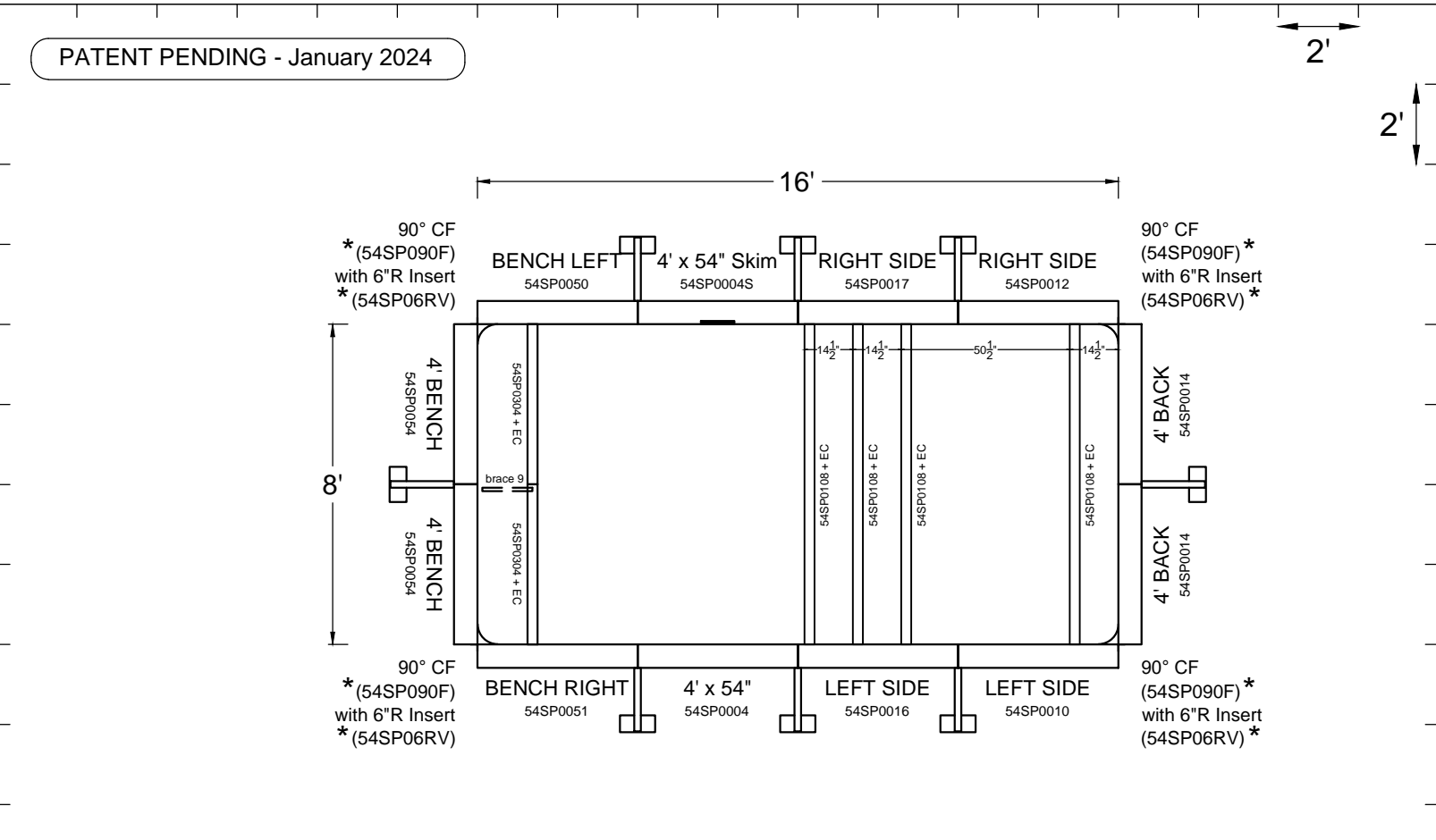
- All work not specifically shown here is to be done in accordance with the requirements of the 2024 INTERNATIONAL SWIMMING POOL & SPA CODE, APSP/ANSI/ICC-5 2011 STANDARDS FOR RESIDENTIAL INGROUND SWIMMING POOLS, and all other local building codes.
- Construction Drawing: Different methods and precautions may be dictated by various ground conditions. This is to be determined by and is the responsibility of the contractor who is not an agent of the manufacturer of the component parts.
- Depth and shape of the pool meet minimum standards of the 2024 INTERNATIONAL SWIMMING POOL & SPA CODE and the APSP/ANSI/ICC-5 2011 STANDARDS FOR RESIDENTIAL INGROUND SWIMMING POOLS.
- A means of entry & exit for the pool must be provided in accordance with 2024 INTERNATIONAL SWIMMING POOL & SPA CODE, section 809.
- Equipotential bonding must be provided in accordance with the NATIONAL ELECTRIC CODE, NFPA 70.
- All A-frame braces are to be contained within an 8" thick (minimum) continuous poured concrete (2500 psi) perimeter collar.
- Backfill with clean earth, free of roots and debris.
- Finished bottom is to be 2" minimum of suitable material or undisturbed earth.
- NO DIVING labels are to be installed around the perimeter of the pool.
- Suction entrapment avoidance to be installed in accordance with APSP/ANSI/ICC-7.
- Pool Coping / Deck is within 12" of designed waterline. This satisfies requirements for handholds per 15PSC 2024 SECTION 323.1



Page: **10**  
Perimeter: **48'-0"**

**PATENT PENDING - January 2024**

<b>Pool Squaring Diagonals</b>	10' x 20' ▷ 22'-4 1/4"
12' x 24' ▷ 26'-10"	8' x 16' ▷ 17'-10 3/4"



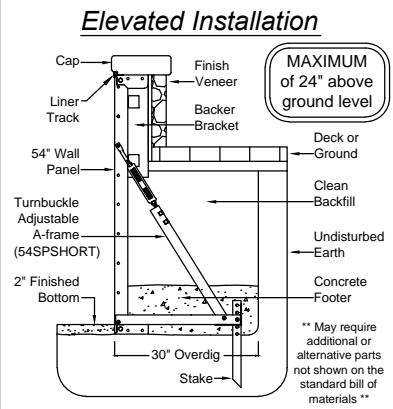
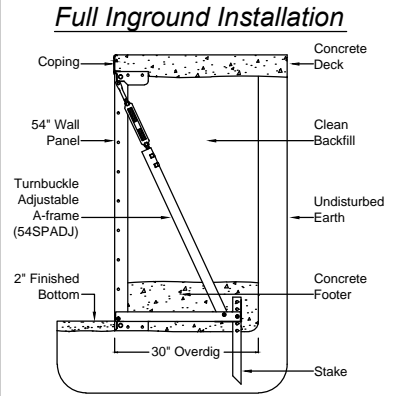
**Corner Notes**  
Standard pool layouts shown are with 6"R corners. For optional 90° Corner layouts, DO NOT INSTALL the supplied 6"R Insert (54SP06RV).  
\* Installer MUST specify the type of corner (6"R or 90°) used when ordering liners

Qty	Description	Part #
1	4' x 54" Plain Panel	54SP0004
1	4' x 54" Skimmer Panel	54SP0004S
4	90 Degree Corner Filler *	54SP090F
8	54" Adjustable A-Frame	54SPADJ
1	8' Full End Bench	54SPFEB008
1	8' Full End Stair & Sundeck	54SPFSD008
4	6" Radius Corner Insert *	54SP06RV
1	Skimmer Support	54SPSK01

Surface Area: **128.00 SF**    Volume: **2,451 gal.**    Type **O Non-Diving**    January **2024**    **Imperial POOLS MANUFACTURING**    **The Lounger - 8' x 16' with Bench**    **0816-FES-SD-BN**

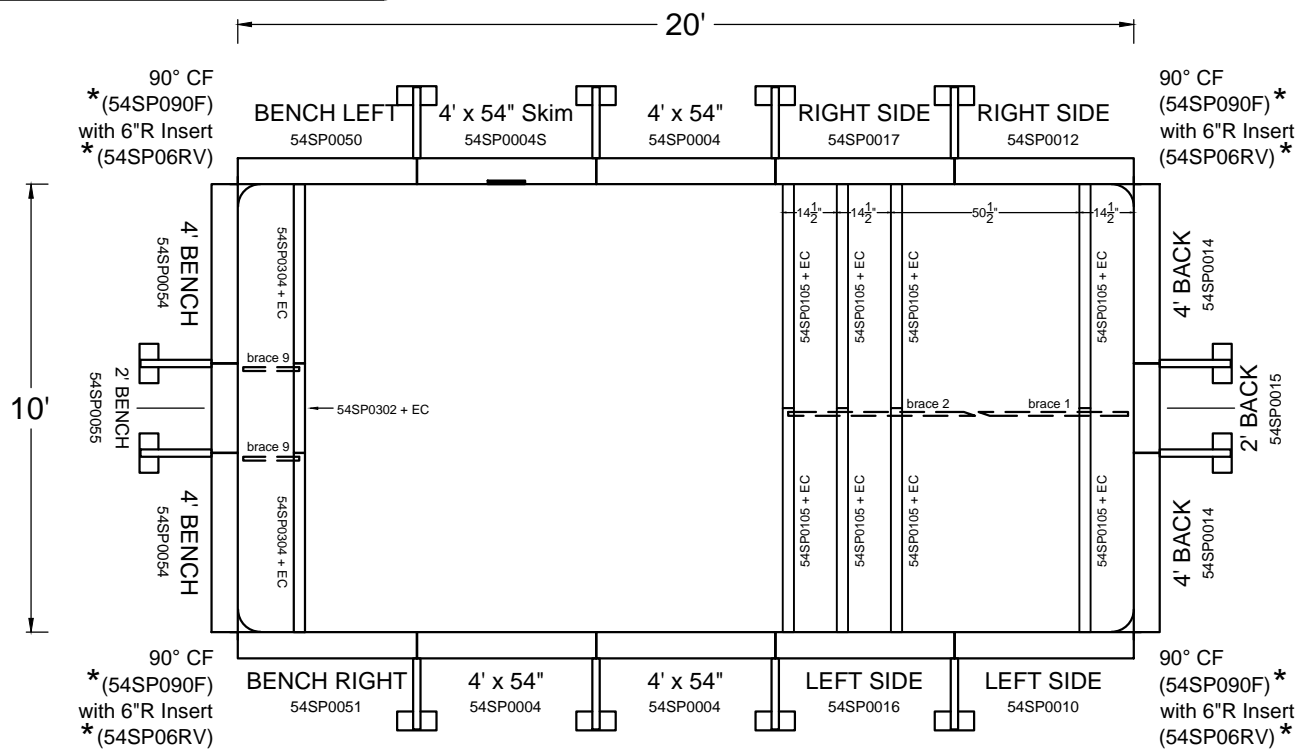
**WARNING:** Swimming pools can be dangerous if used improperly. Consult your dealer for information on safe use. It is the responsibility of town officials, builders and homeowners to follow safety Recommendations of APSP/ANSI, local ordinances & equipment manufacturers.

- All work not specifically shown here is to be done in accordance with the requirements of the 2024 INTERNATIONAL SWIMMING POOL & SPA CODE, APSP/ANSI/ICC-5 2011 STANDARDS FOR RESIDENTIAL INGROUND SWIMMING POOLS, and all other local building codes.
- Construction Drawing: Different methods and precautions may be dictated by various ground conditions. This is to be determined by and is the responsibility of the contractor who is not an agent of the manufacturer of the component parts.
- Depth and shape of the pool meet minimum standards of the 2024 INTERNATIONAL SWIMMING POOL & SPA CODE and the APSP/ANSI/ICC-5 2011 STANDARDS FOR RESIDENTIAL INGROUND SWIMMING POOLS.
- A means of entry & exit for the pool must be provided in accordance with 2024 INTERNATIONAL SWIMMING POOL & SPA CODE, section 809.
- Equipotential bonding must be provided in accordance with the NATIONAL ELECTRIC CODE, NFPA 70.
- All A-frame braces are to be contained within an 8" thick (minimum) continuous poured concrete (2500 psi) perimeter collar.
- Backfill with clean earth, free of roots and debris.
- Finished bottom is to be 2" minimum of suitable material or undisturbed earth.
- NO DIVING labels are to be installed around the perimeter of the pool.
- Suction entrapment avoidance to be installed in accordance with APSP/ANSI/ICC-7
- Pool Coping / Deck is within 12" of designed waterline. This satisfies requirements for handholds per 15PSC 2024 SECTION 323.1

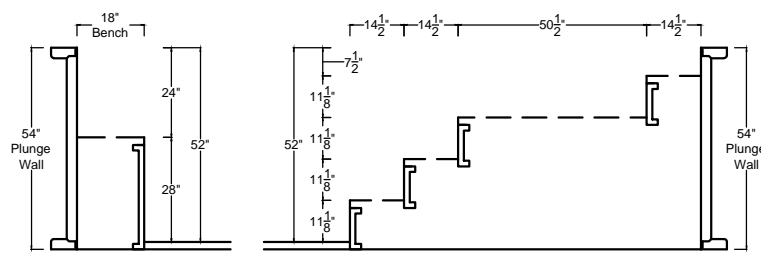


Page: **11**  
Perimeter: **60'-0"**

**PATENT PENDING - January 2024**



Pool Squaring Diagonals	10' x 20' > 22'-4 1/4"
12' x 24' > 26'-10"	8' x 16' > 17'-10 3/4"



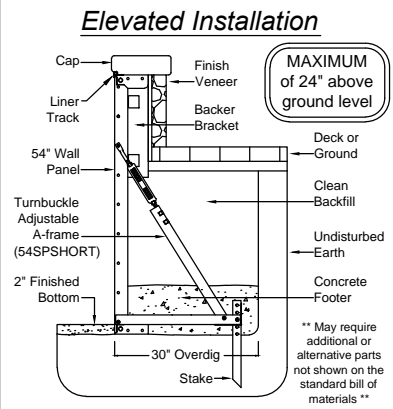
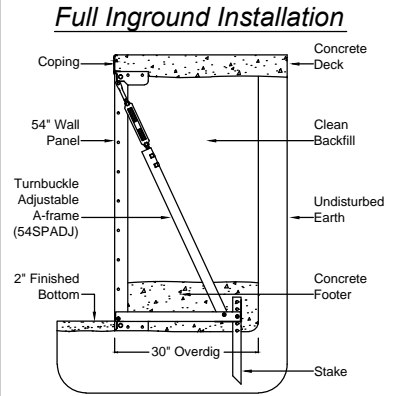
**Corner Notes**  
Standard pool layouts shown are with 6"R corners. For optional 90° Corner layouts, DO NOT INSTALL the supplied 6"R Insert (54SP06RV)  
\* Installer MUST specify the type of corner (6"R or 90°) used when ordering liners

Qty	Description	Part #
3	4' x 54" Plain Panel	54SP0004
1	4' x 54" Skimmer Panel	54SP0004S
4	90 Degree Corner Filler *	54SP090F
12	54" Adjustable A-Frame	54SPADJ
1	10' Full End Bench	54SPFEB010
1	10' Full End Stair & Sundeck	54SPFSD010
4	6" Radius Corner Insert *	54SP06RV
1	Skimmer Support	54SPSK01

Surface Area: **200.00 SF**    Volume: **4,260 gal.**    Type **O** Non-Diving    January **2024**    **Imperial POOLS MANUFACTURING**    **The Lounger - 10' x 20' with Bench**    1020-FES-SD-BN

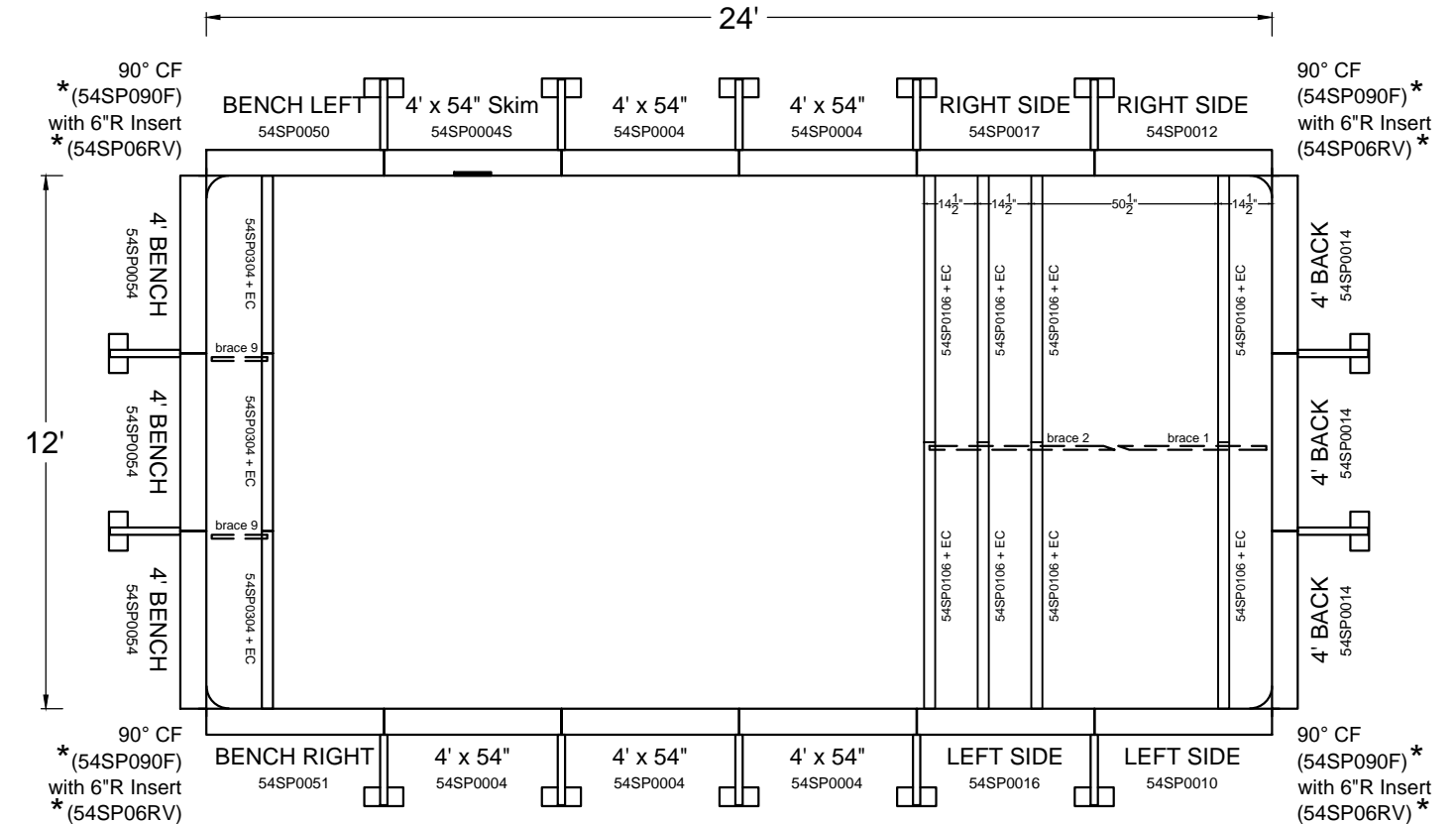
**WARNING:** Swimming pools can be dangerous if used improperly. Consult your dealer for information on safe use. It's the responsibility of town officials, builders and homeowners to follow safety Recommendations of APSP/ANSI, local ordinances & equipment manufacturers.

- All work not specifically shown here is to be done in accordance with the requirements of the 2024 INTERNATIONAL SWIMMING POOL & SPA CODE, APSP/ANSI/ICC-5 2011 STANDARDS FOR RESIDENTIAL INGROUND SWIMMING POOLS, and all other local building codes.
- Construction Drawing: Different methods and precautions may be dictated by various ground conditions. This is to be determined by and is the responsibility of the contractor who is not an agent of the manufacturer of the component parts.
- Depth and shape of the pool meet minimum standards of the 2024 INTERNATIONAL SWIMMING POOL & SPA CODE and the APSP/ANSI/ICC-5 2011 STANDARDS FOR RESIDENTIAL INGROUND SWIMMING POOLS.
- A means of entry & exit for the pool must be provided in accordance with 2024 INTERNATIONAL SWIMMING POOL & SPA CODE, section 809.
- Equipotential bonding must be provided in accordance with the NATIONAL ELECTRIC CODE, NFPA 70.
- All A-frame braces are to be contained within an 8" thick (minimum) continuous poured concrete (2500 psi) perimeter collar.
- Backfill with clean earth, free of roots and debris.
- Finished bottom is to be 2" minimum of suitable material or undisturbed earth.
- NO DIVING labels are to be installed around the perimeter of the pool.
- Suction entrapment avoidance to be installed in accordance with APSP/ANSI/ICC-7
- Pool Coping / Deck is within 12" of designed waterline. This satisfies requirements for handholds per IPS5C 2024 SECTION 323.1



Page: **12**  
Perimeter: **72'-0"**

**PATENT PENDING - January 2024**



Pool Squaring Diagonals	10' x 20' > 22'-4 1/4"
12' x 24' > 26'-10"	8' x 16' > 17'-10 3/4"

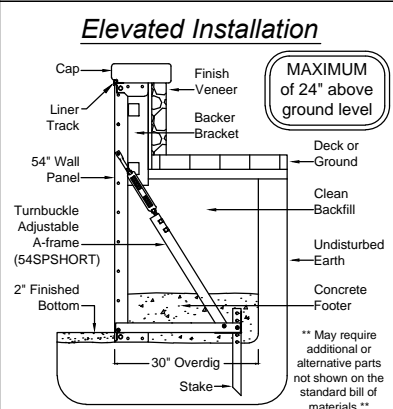
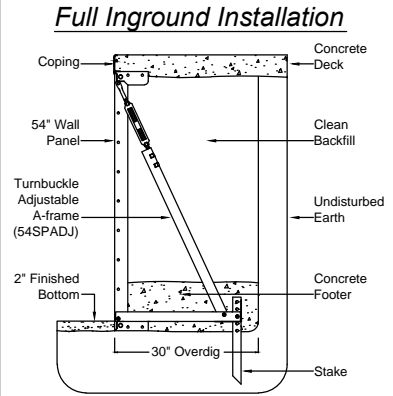
**Corner Notes**  
Standard pool layouts shown are with 6"R corners. For optional 90° Corner layouts, DO NOT INSTALL the supplied 6"R Insert (54SP06RV)  
\* Installer MUST specify the type of corner (6"R or 90°) used when ordering liners

Qty	Description	Part #
5	4' x 54" Plain Panel	54SP0004
1	4' x 54" Skimmer Panel	54SP0004S
4	90 Degree Corner Filler *	54SP090F
14	54" Adjustable A-Frame	54SPADJ
1	12' Full End Bench	54SPFEB012
1	12' Full End Stair & Sundeck	54SPFSD012
4	6" Radius Corner Insert *	54SP06RV
1	Skimmer Support	54SPSK01

Surface Area: **288.00 SF**    Volume: **6,549 gal.**    Type **O** Non-Diving    January **2024**    **Imperial** POOLS MANUFACTURING    **The Lounger - 12' x 24' with Bench** 1224-FES-SD-BN

**WARNING:** Swimming pools can be dangerous if used improperly. Consult your dealer for information on safe use. It is the responsibility of town officials, builders and homeowners to follow safety Recommendations of APSP/ANSI, local ordinances & equipment manufacturers.

- All work not specifically shown here is to be done in accordance with the requirements of the 2024 INTERNATIONAL SWIMMING POOL & SPA CODE, APSP/ANSI/ICC-5 2011 STANDARDS FOR RESIDENTIAL INGROUND SWIMMING POOLS, and all other local building codes.
- Construction Drawing: Different methods and precautions may be dictated by various ground conditions. This is to be determined by and is the responsibility of the contractor who is not an agent of the manufacturer of the component parts.
- Depth and shape of the pool meet minimum standards of the 2024 INTERNATIONAL SWIMMING POOL & SPA CODE and the APSP/ANSI/ICC-5 2011 STANDARDS FOR RESIDENTIAL INGROUND SWIMMING POOLS.
- A means of entry & exit for the pool must be provided in accordance with 2024 INTERNATIONAL SWIMMING POOL & SPA CODE, section 809.
- Equipotential bonding must be provided in accordance with the NATIONAL ELECTRIC CODE, NFPA 70.
- All A-frame braces are to be contained within an 8" thick (minimum) continuous poured concrete (2500 psi) perimeter collar.
- Backfill with clean earth, free of roots and debris.
- Finished bottom is to be 2" minimum of suitable material or undisturbed earth.
- NO DIVING labels are to be installed around the perimeter of the pool.
- Suction entrapment avoidance to be installed in accordance with APSP/ANSI/ICC-7
- Pool Coping / Deck is within 12" of designed waterline. This satisfies requirements for handholds per 15PSC 2024 SECTION 323.1

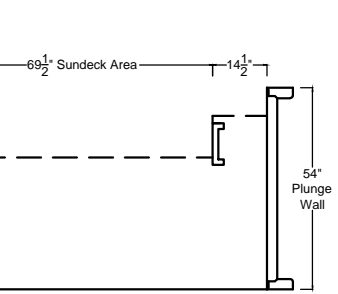
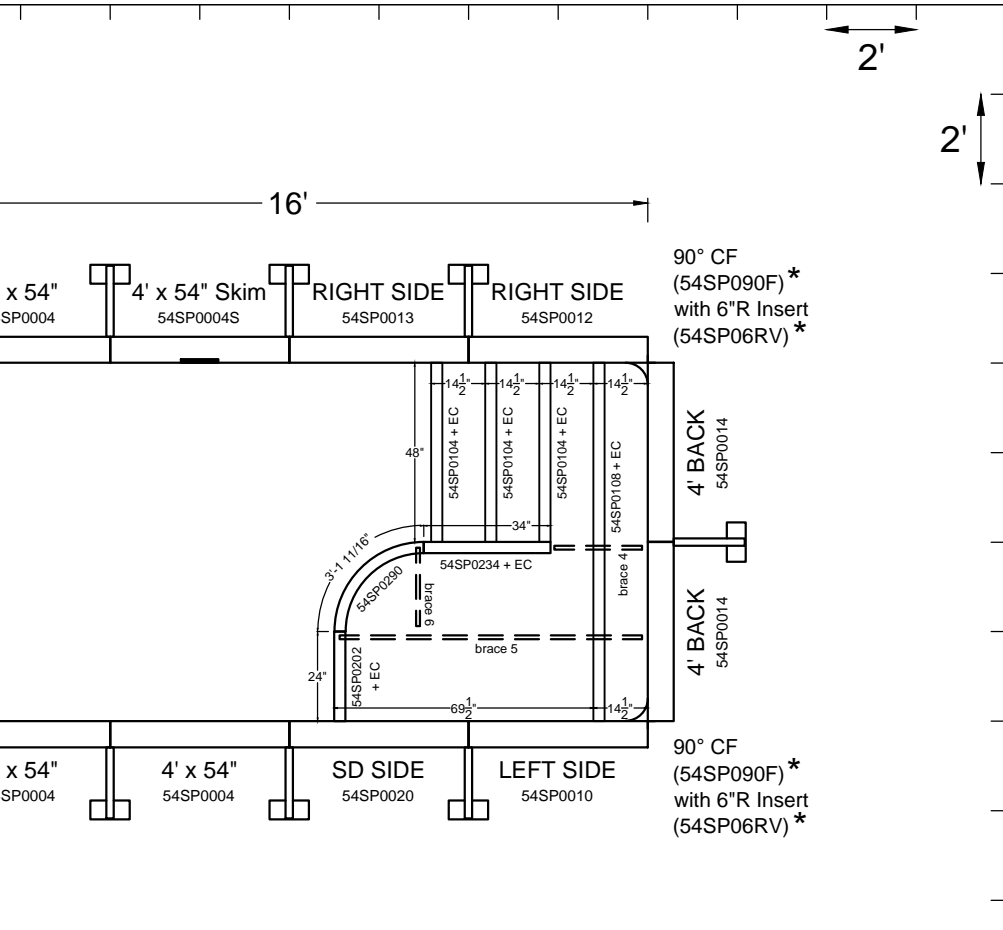


Page: **13**  
Perimeter: **48'-0"**

PATENT PENDING - January 2024

<b>Pool Squaring Diagonals</b>	10' x 20' > 22'-4 1/4"
	12' x 24' > 26'-10"
	8' x 16' > 17'-10 3/4"

Surface Area: **128.00 SF**  
Volume: **2,897 gal.**  
Type **O** Non-Diving  
January **2024**



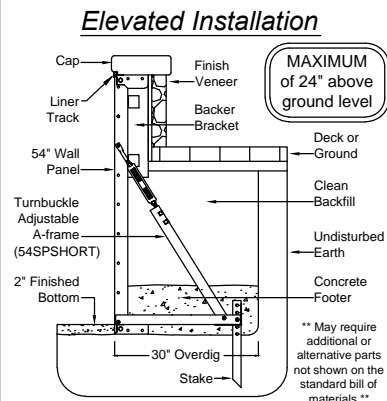
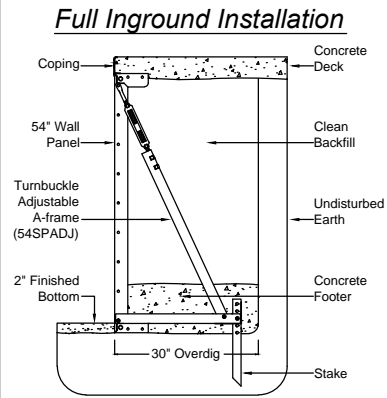
**Corner Notes**  
Standard pool layouts shown are with 6"R corners. For optional 90° Corner layouts, DO NOT INSTALL the supplied 6"R Insert (54SP06RV)  
Installer MUST specify the type of corner (6"R or 90°) used when ordering liners

Qty	Description	Part #
5	4' x 54" Plain Panel	54SP0004
1	4' x 54" Skimmer Panel	54SP0004S
4	90 Degree Corner Filler *	54SP090F
8	54" Adjustable A-Frame	54SPADJ
1	8' Side-by-Side w/ 4' Stairs Right	54SPSBS08R44
4	6" Radius Corner Insert *	54SP06RV
1	Skimmer Support	54SPSK01

**Imperial POOLS MANUFACTURING**  
**The Entertainer - 8' x 16'**  
0816-SSL

**WARNING:** Swimming pools can be dangerous if used improperly. Consult your dealer for information on safe use. It is the responsibility of town officials, builders and homeowners to follow safety Recommendations of APSP/ANSI, local ordinances & equipment manufacturers.

- All work not specifically shown here is to be done in accordance with the requirements of the 2024 INTERNATIONAL SWIMMING POOL & SPA CODE, APSP/ANSI/ICC-5 2011 STANDARDS FOR RESIDENTIAL INGROUND SWIMMING POOLS, and all other local building codes.
- Construction Drawing: Different methods and precautions may be dictated by various ground conditions. This is to be determined by and is the responsibility of the contractor who is not an agent of the manufacturer of the component parts.
- Depth and shape of the pool meet minimum standards of the 2024 INTERNATIONAL SWIMMING POOL & SPA CODE and the APSP/ANSI/ICC-5 2011 STANDARDS FOR RESIDENTIAL INGROUND SWIMMING POOLS.
- A means of entry & exit for the pool must be provided in accordance with 2024 INTERNATIONAL SWIMMING POOL & SPA CODE, section 809.
- Equipotential bonding must be provided in accordance with the NATIONAL ELECTRIC CODE, NFPA 70.
- All A-frame braces are to be contained within an 8" thick (minimum) continuous poured concrete (2500 psi) perimeter collar.
- Backfill with clean earth, free of roots and debris.
- Finished bottom is to be 2" minimum of suitable material or undisturbed earth.
- NO DIVING labels are to be installed around the perimeter of the pool.
- Suction entrapment avoidance to be installed in accordance with APSP/ANSI/ICC-7
- Pool Coping / Deck is within 12" of designed waterline. This satisfies requirements for handholds per ISPS 2024 SECTION 323.1



Page: **14**

Perimeter: **60'-0"**

Surface Area: **200.00 SF**

Volume: **4,743 gal.**

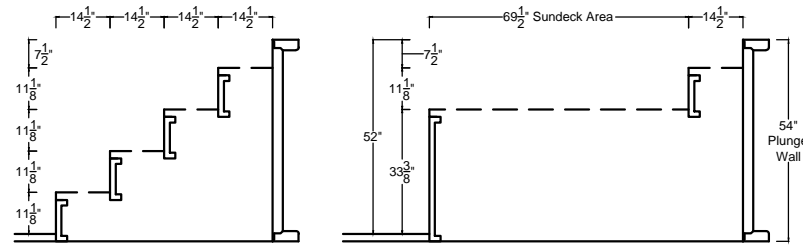
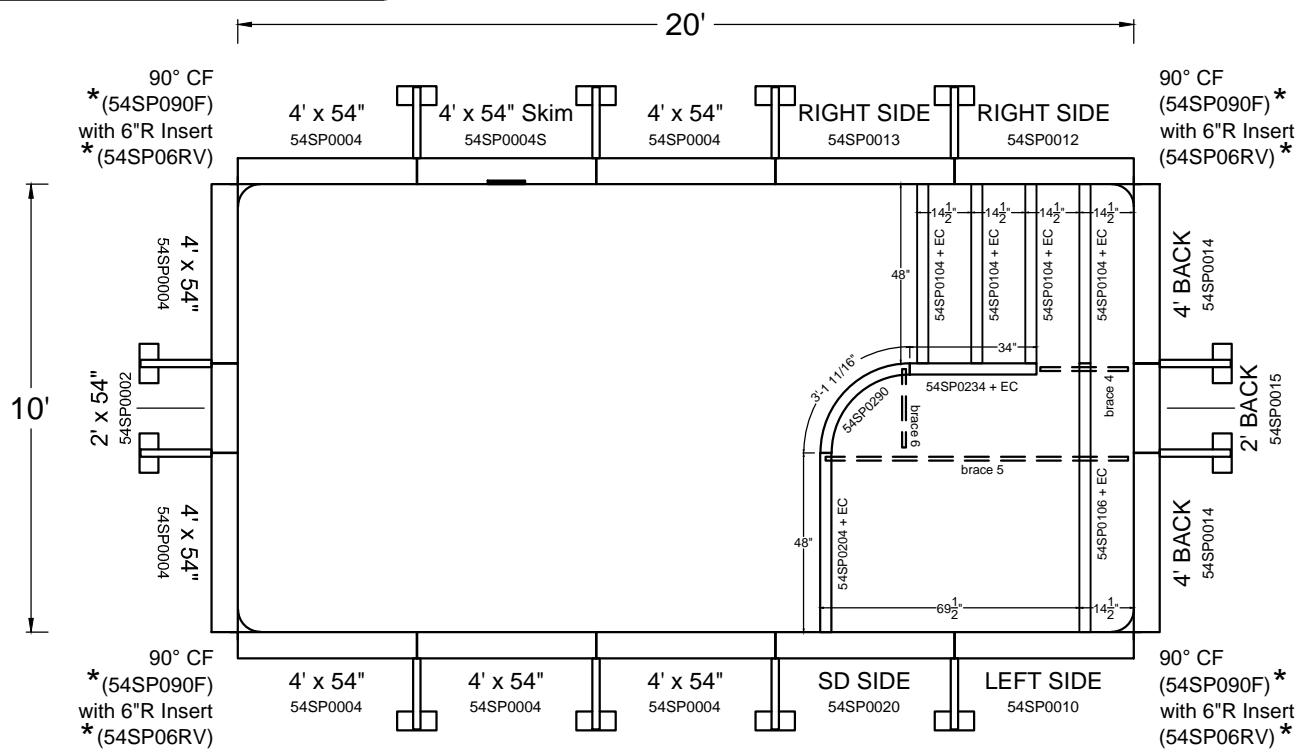
Type **0**  
Non-Diving

January **2024**



**The Entertainer - 10' x 20'**  
1020-SSL

**PATENT PENDING - January 2024**



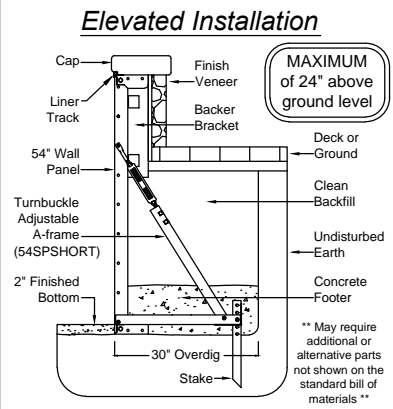
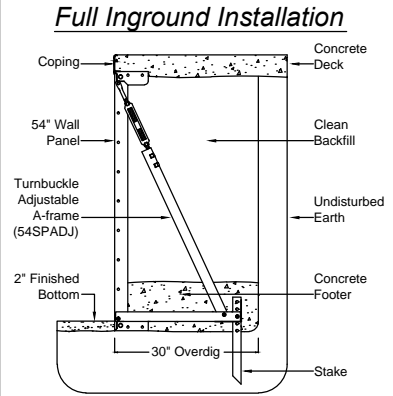
**Corner Notes**  
Standard pool layouts shown are with 6"R corners. For optional 90° Corner layouts, DO NOT INSTALL the supplied 6"R Insert (54SP06RV)  
Installer MUST specify the type of corner (6"R or 90°) used when ordering liners

Qty	Description	Part #
1	2' x 54" Plain Panel	54SP0002
7	4' x 54" Plain Panel	54SP0004
1	4' x 54" Skimmer Panel	54SP0004S
4	90 Degree Corner Filler *	54SP090F
12	54" Adjustable A-Frame	54SPADJ
1	10' Side-by-Side w/ 4' Stairs Right	54SPSBS10R46
4	6" Radius Corner Insert *	54SP06RV
1	Skimmer Support	54SPSK01



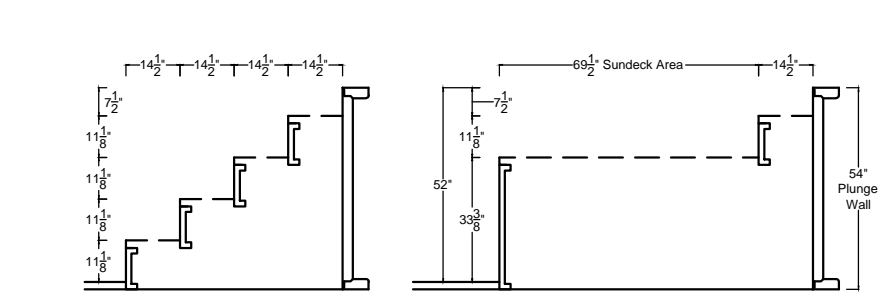
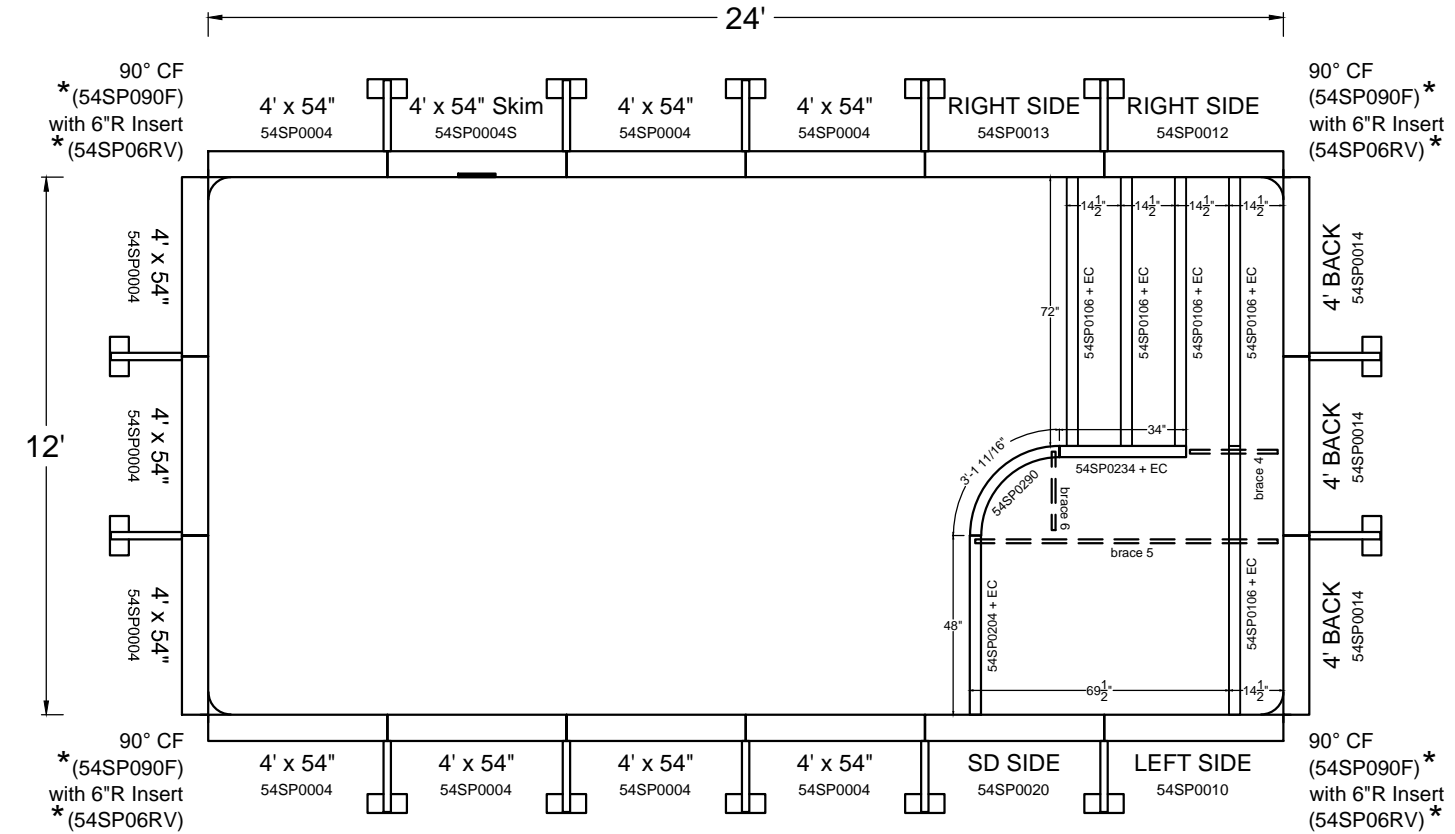
**WARNING:** Swimming pools can be dangerous if used improperly. Consult your dealer for information on safe use. It's the responsibility of town officials, builders and homeowners to follow safety Recommendations of APSP/ANSI, local ordinances & equipment manufacturers.

- All work not specifically shown here is to be done in accordance with the requirements of the 2024 INTERNATIONAL SWIMMING POOL & SPA CODE, APSP/ANSI/ICC-5 2011 STANDARDS FOR RESIDENTIAL INGROUND SWIMMING POOLS, and all other local building codes.
- Construction Drawing: Different methods and precautions may be dictated by various ground conditions. This is to be determined by and is the responsibility of the contractor who is not an agent of the manufacturer of the component parts.
- Depth and shape of the pool meet minimum standards of the 2024 INTERNATIONAL SWIMMING POOL & SPA CODE and the APSP/ANSI/ICC-5 2011 STANDARDS FOR RESIDENTIAL INGROUND SWIMMING POOLS.
- A means of entry & exit for the pool must be provided in accordance with 2024 INTERNATIONAL SWIMMING POOL & SPA CODE, section 809.
- Equipotential bonding must be provided in accordance with the NATIONAL ELECTRIC CODE, NFPA 70.
- All A-frame braces are to be contained within an 8" thick (minimum) continuous poured concrete (2500 psi) perimeter collar.
- Backfill with clean earth, free of roots and debris.
- Finished bottom is to be 2" minimum of suitable material or undisturbed earth.
- NO DIVING labels are to be installed around the perimeter of the pool.
- Suction entrapment avoidance to be installed in accordance with APSP/ANSI/ICC-7
- Pool Coping / Deck is within 12" of designed waterline. This satisfies requirements for handholds per 15PSC 2024 SECTION 323.1



Page: **15** Perimeter: **72'-0"**

PATENT PENDING - January 2024



Pool Squaring Diagonals	10' x 20' > 22'-4 1/4"
12' x 24' > 26'-10"	8' x 16' > 17'-10 3/4"

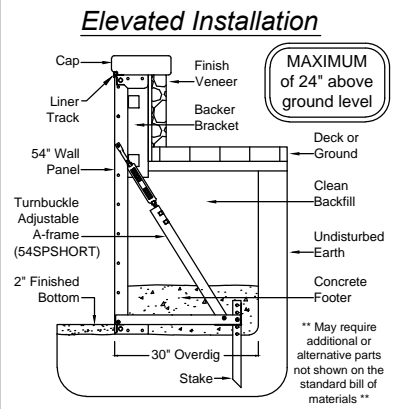
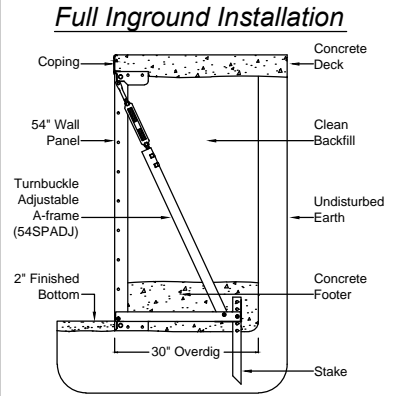
**Corner Notes**  
 \* Standard pool layouts shown are with 6"R corners. For optional 90° Corner layouts, DO NOT INSTALL the supplied 6"R Insert (54SP06RV).  
 Installer MUST specify the type of corner (6"R or 90°) used when ordering liners

Qty	Description	Part #
10	4' x 54" Plain Panel	54SP0004
1	4' x 54" Skimmer Panel	54SP0004S
4	90 Degree Corner Filler *	54SP090F
14	54" Adjustable A-Frame	54SPADJ
1	12' Side-by-Side w/ 6' Stairs Right	54SPSBS12R66
4	6" Radius Corner Insert *	54SP06RV
1	Skimmer Support	54SPSK01

Surface Area: **288.00 SF** Volume: **7,209 gal.** Type **O Non-Diving** January **2024** **The Entertainer - 12' x 24'** 1224-SSL

**WARNING:** Swimming pools can be dangerous if used improperly. Consult your dealer for information on safe use. It's the responsibility of town officials, builders and homeowners to follow safety Recommendations of APSP/ANSI, local ordinances & equipment manufacturers.

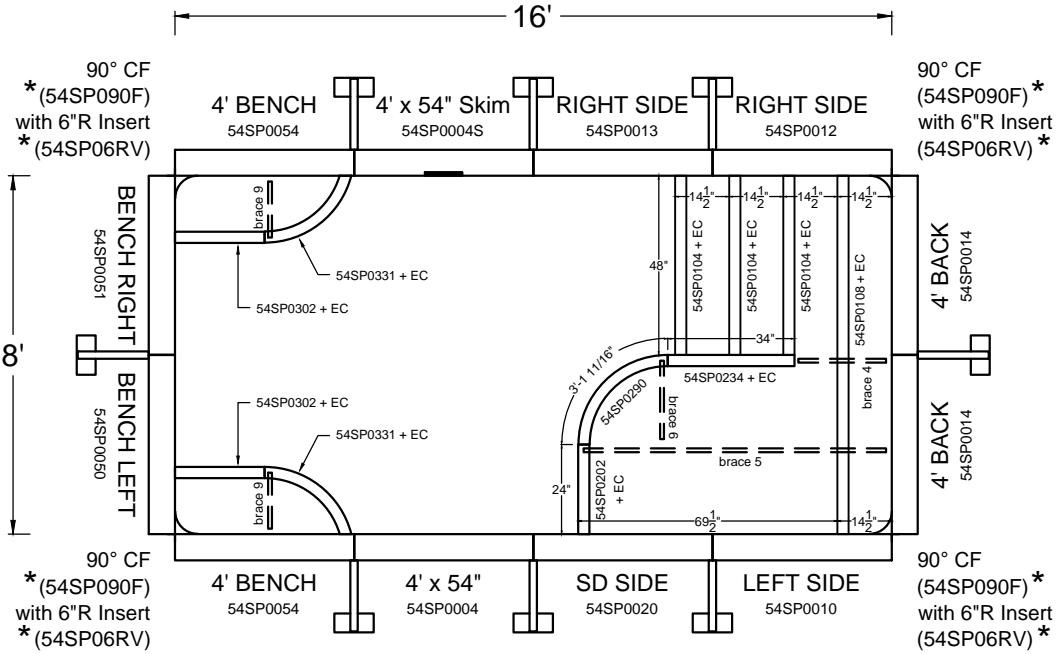
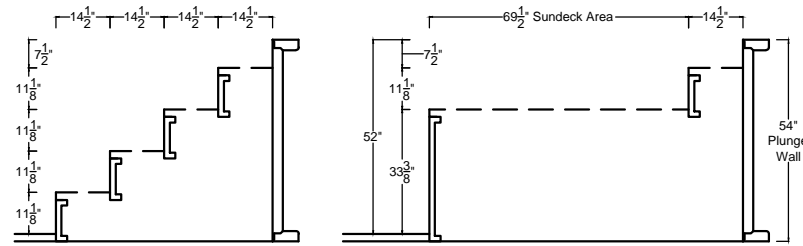
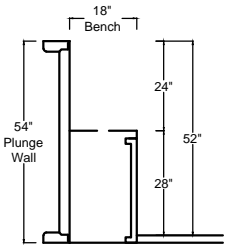
- All work not specifically shown here is to be done in accordance with the requirements of the 2024 INTERNATIONAL SWIMMING POOL & SPA CODE, APSP/ANSI/ICC-5 2011 STANDARDS FOR RESIDENTIAL INGROUND SWIMMING POOLS, and all other local building codes.
- Construction Drawing: Different methods and precautions may be dictated by various ground conditions. This is to be determined by and is the responsibility of the contractor who is not an agent of the manufacturer of the component parts.
- Depth and shape of the pool meet minimum standards of the 2024 INTERNATIONAL SWIMMING POOL & SPA CODE and the APSP/ANSI/ICC-5 2011 STANDARDS FOR RESIDENTIAL INGROUND SWIMMING POOLS.
- A means of entry & exit for the pool must be provided in accordance with 2024 INTERNATIONAL SWIMMING POOL & SPA CODE, section 809.
- Equipotential bonding must be provided in accordance with the NATIONAL ELECTRIC CODE, NFPA 70.
- All A-frame braces are to be contained within an 8" thick (minimum) continuous poured concrete (2500 psi) perimeter collar.
- Backfill with clean earth, free of roots and debris.
- Finished bottom is to be 2" minimum of suitable material or undisturbed earth.
- NO DIVING labels are to be installed around the perimeter of the pool.
- Suction entrapment avoidance to be installed in accordance with APSP/ANSI/ICC-7
- Pool Coping / Deck is within 12" of designed waterline. This satisfies requirements for handholds per IPS5C 2024 SECTION 323.1



Page: **16** Perimeter: **48'-0"**

**PATENT PENDING - January 2024**

<b>Pool Squaring Diagonals</b>	10' x 20' > 22'-4 1/4"
	12' x 24' > 26'-10"
	8' x 16' > 17'-10 3/4"



**Corner Notes**  
 \* Standard pool layouts shown are with 6"R corners. For optional 90° Corner layouts, DO NOT INSTALL the supplied 6"R Insert (54SP06RV).  
 Installer MUST specify the type of corner (6"R or 90°) used when ordering liners.

Qty	Description	Part #
1	4' x 54" Plain Panel	54SP0004
1	4' x 54" Skimmer Panel	54SP0004S
4	90 Degree Corner Filler *	54SP090F
8	54" Adjustable A-Frame	54SPADJ
1	4' Corner Bench Left	54SPCRB04L
1	4' Corner Bench Right	54SPCRB04R
1	8' Side-by-Side w/ 4' Stairs Right	54SPSBS08R44
4	6" Radius Corner Insert *	54SP06RV
1	Skimmer Support	54SPSK01

Surface Area: **128.00 SF** Volume: **2,717 gal.** Type **O Non-Diving** January **2024**

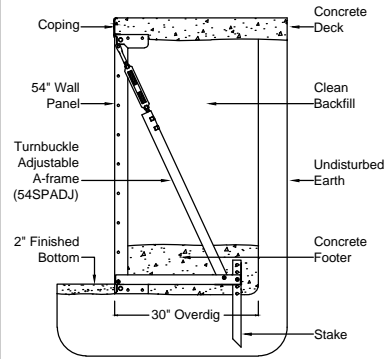


**The Entertainer - 8' x 16' with Benches**  
 0816-SSL-BL-BR

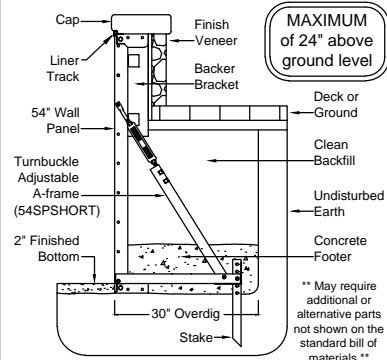
**WARNING:** Swimming pools can be dangerous if used improperly. Consult your dealer for information on safe use. It is the responsibility of town officials, builders and homeowners to follow safety Recommendations of APSP/ANSI, local ordinances & equipment manufacturers.

- All work not specifically shown here is to be done in accordance with the requirements of the 2024 INTERNATIONAL SWIMMING POOL & SPA CODE, APSP/ANSI/ICC-5 2011 STANDARDS FOR RESIDENTIAL INGROUND SWIMMING POOLS, and all other local building codes.
- Construction Drawing: Different methods and precautions may be dictated by various ground conditions. This is to be determined by and is the responsibility of the contractor who is not an agent of the manufacturer of the component parts.
- Depth and shape of the pool meet minimum standards of the 2024 INTERNATIONAL SWIMMING POOL & SPA CODE and the APSP/ANSI/ICC-5 2011 STANDARDS FOR RESIDENTIAL INGROUND SWIMMING POOLS.
- A means of entry & exit for the pool must be provided in accordance with 2024 INTERNATIONAL SWIMMING POOL & SPA CODE, section 809.
- Equipotential bonding must be provided in accordance with the NATIONAL ELECTRIC CODE, NFPA 70.
- All A-frame braces are to be contained within an 8" thick (minimum) continuous poured concrete (2500 psi) perimeter collar.
- Backfill with clean earth, free of roots and debris.
- Finished bottom is to be 2" minimum of suitable material or undisturbed earth.
- NO DIVING labels are to be installed around the perimeter of the pool.
- Suction entrapment avoidance to be installed in accordance with APSP/ANSI/ICC-7
- Pool Coping / Deck is within 12" of designed waterline. This satisfies requirements for handholds per 15PS 2024 SECTION 323.1

**Full Inground Installation**

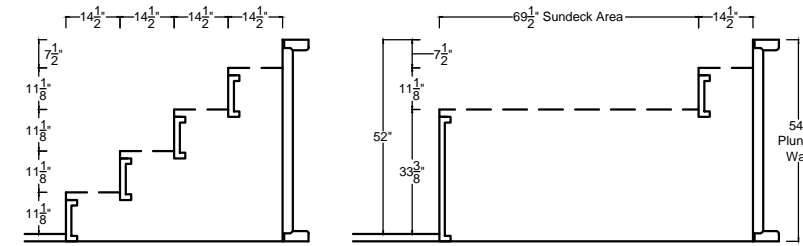
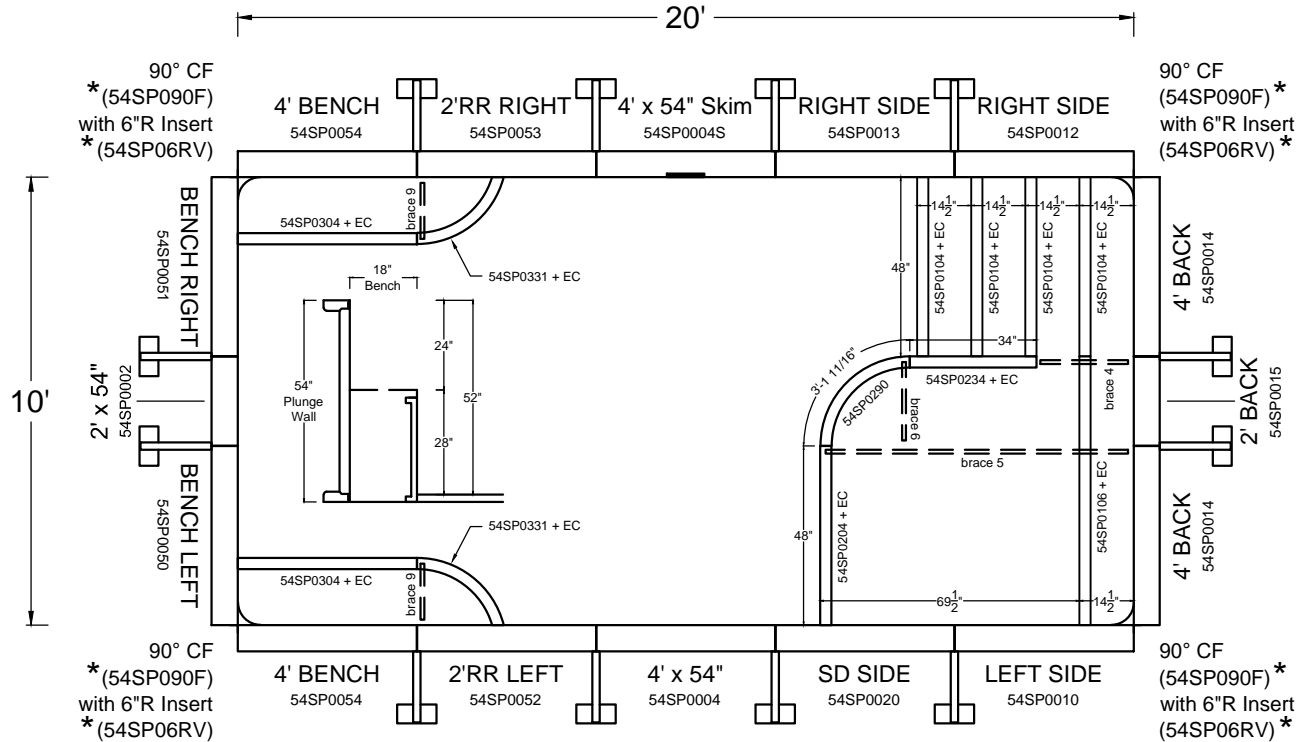


**Elevated Installation**



Page: **17**  
Perimeter: **60'-0"**

PATENT PENDING - January 2024



<b>Pool Squaring Diagonals</b>	10' x 20' > 22'-4 1/4"
12' x 24' > 26'-10"	8' x 16' > 17'-10 3/4"

**Corner Notes**  
Standard pool layouts shown are with 6"R corners. For optional 90° Corner layouts, DO NOT INSTALL the supplied 6"R Insert (54SP06RV)  
\* Installer MUST specify the type of corner (6"R or 90°) used when ordering liners

Qty	Description	Part #
1	2' x 54" Plain Panel	54SP0002
1	4' x 54" Plain Panel	54SP0004
1	4' x 54" Skimmer Panel	54SP0004S
4	90 Degree Corner Filler *	54SP090F
12	54" Adjustable A-Frame	54SPADJ
1	6' Corner Bench Left	54SPCRB06L
1	6' Corner Bench Right	54SPCRB06R
1	10' Side-by-Side w/ 4' Stairs Right	54SPSBS10R46
4	6" Radius Corner Insert *	54SP06RV
1	Skimmer Support	54SPSK01

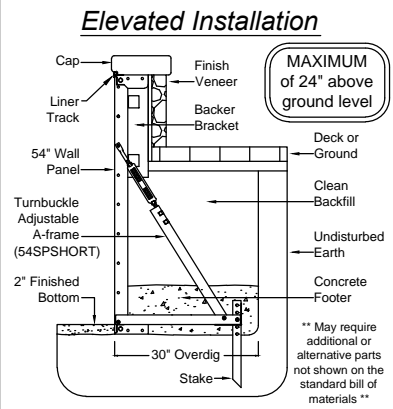
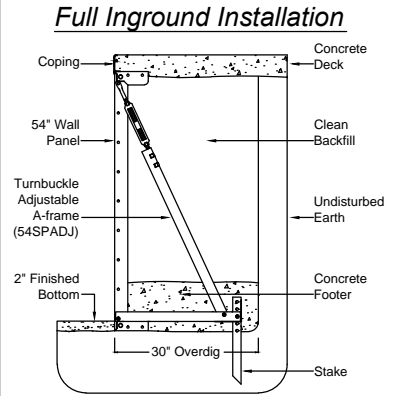
Surface Area: **200.00 SF**  
Volume: **4,458 gal.**  
Type **O** Non-Diving  
January **2024**



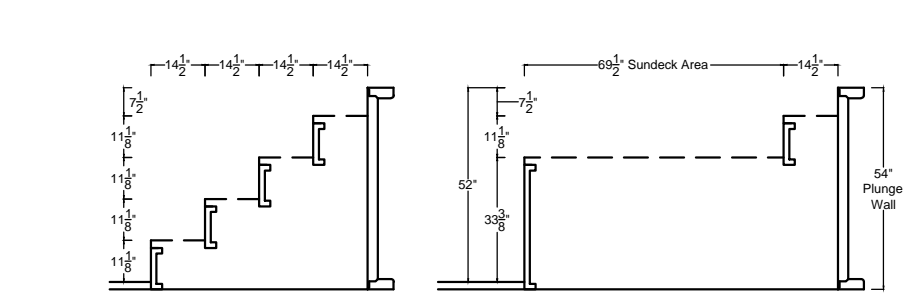
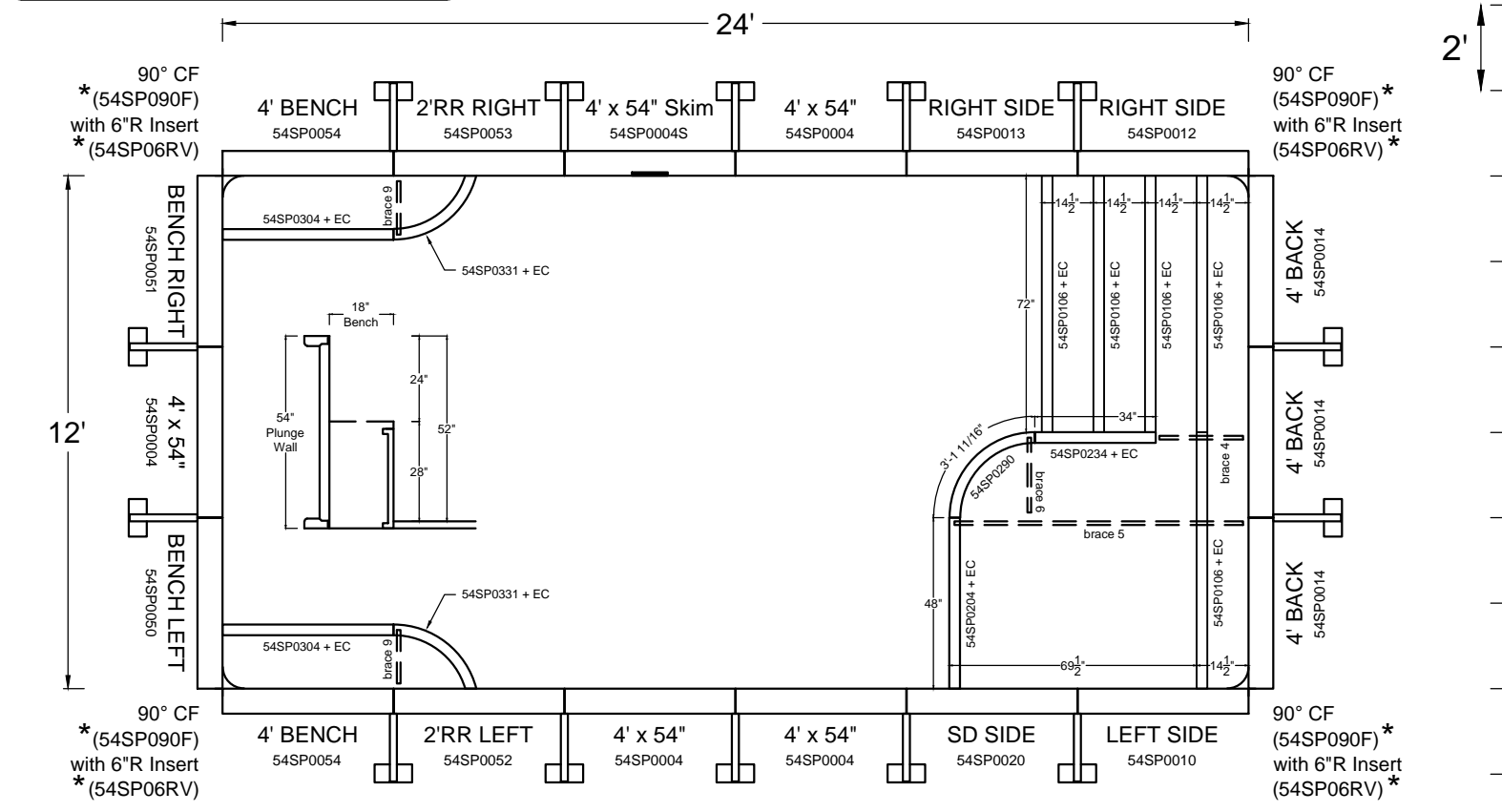
**The Entertainer - 10' x 20' with Benches**  
1020-SSL-BL-BR

**WARNING:** Swimming pools can be dangerous if used improperly. Consult your dealer for information on safe use. It's the responsibility of town officials, builders and homeowners to follow safety Recommendations of APSP/ANSI, local ordinances & equipment manufacturers.

- All work not specifically shown here is to be done in accordance with the requirements of the 2024 INTERNATIONAL SWIMMING POOL & SPA CODE, APSP/ANSI/ICC-5 2011 STANDARDS FOR RESIDENTIAL INGROUND SWIMMING POOLS, and all other local building codes.
- Construction Drawing: Different methods and precautions may be dictated by various ground conditions. This is to be determined by and is the responsibility of the contractor who is not an agent of the manufacturer of the component parts.
- Depth and shape of the pool meet minimum standards of the 2024 INTERNATIONAL SWIMMING POOL & SPA CODE and the APSP/ANSI/ICC-5 2011 STANDARDS FOR RESIDENTIAL INGROUND SWIMMING POOLS.
- A means of entry & exit for the pool must be provided in accordance with 2024 INTERNATIONAL SWIMMING POOL & SPA CODE, section 809.
- Equipotential bonding must be provided in accordance with the NATIONAL ELECTRIC CODE, NFPA 70.
- All A-frame braces are to be contained within an 8" thick (minimum) continuous poured concrete (2500 psi) perimeter collar.
- Backfill with clean earth, free of roots and debris.
- Finished bottom is to be 2" minimum of suitable material or undisturbed earth.
- NO DIVING labels are to be installed around the perimeter of the pool.
- Suction entrapment avoidance to be installed in accordance with APSP/ANSI/ICC-7
- Pool Coping / Deck is within 12" of designed waterline. This satisfies requirements for handholds per 15PSC 2024 SECTION 323.1



PATENT PENDING - January 2024



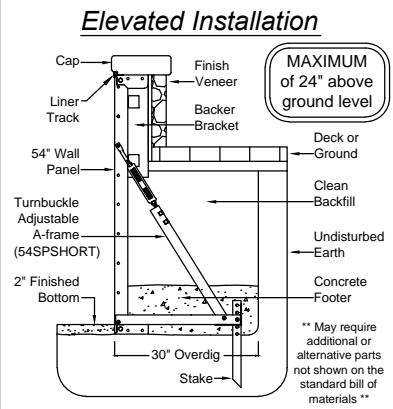
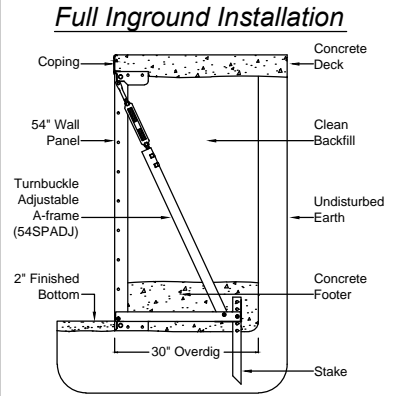
<b>Pool Squaring Diagonals</b>	10' x 20' > 22'-4 1/4"
12' x 24'	> 26'-10"      8' x 16' > 17'-10 3/4"

**Corner Notes**  
 \* Standard pool layouts shown are with 6"R corners. For optional 90° Corner layouts, DO NOT INSTALL the supplied 6"R Insert (54SP06RV).  
 Installer MUST specify the type of corner (6"R or 90°) used when ordering liners

Qty	Description	Part #
4	4' x 54" Plain Panel	54SP0004
1	4' x 54" Skimmer Panel	54SP0004S
4	90 Degree Corner Filler *	54SP090F
14	54" Adjustable A-Frame	54SPADJ
1	6' Corner Bench Left	54SPCRB06L
1	6' Corner Bench Right	54SPCRB06R
1	12' Side-by-Side w/ 6' Stairs Right	54SPSBS12R66
4	6" Radius Corner Insert *	54SP06RV
1	Skimmer Support	54SPSK01

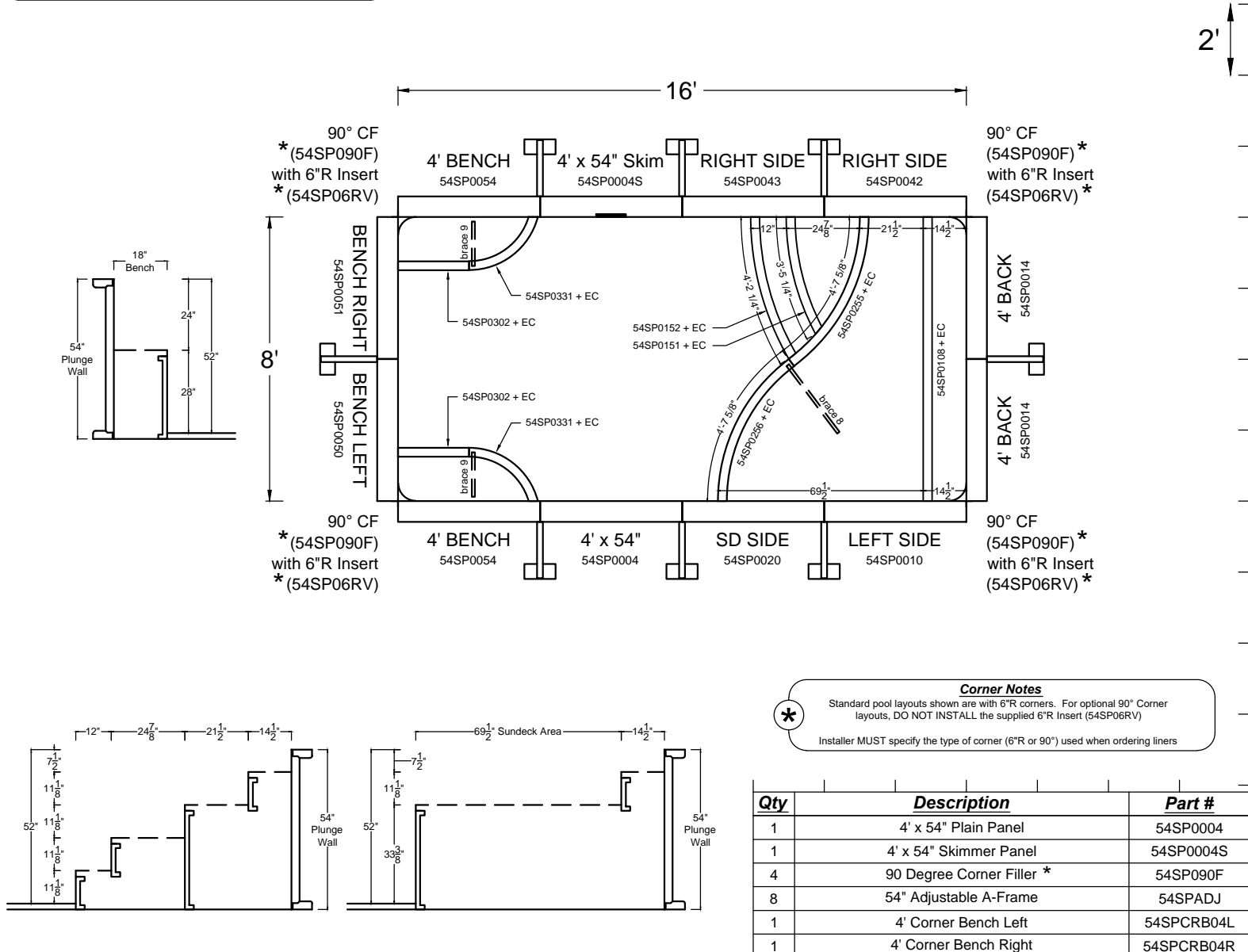
**WARNING:** Swimming pools can be dangerous if used improperly. Consult your dealer for information on safe use. It is the responsibility of town officials, builders and homeowners to follow safety Recommendations of APSP/ANSI, local ordinances & equipment manufacturers.

- All work not specifically shown here is to be done in accordance with the requirements of the 2024 INTERNATIONAL SWIMMING POOL & SPA CODE, APSP/ANSI/ICC-5 2011 STANDARDS FOR RESIDENTIAL INGROUND SWIMMING POOLS, and all other local building codes.
- Construction Drawing: Different methods and precautions may be dictated by various ground conditions. This is to be determined by and is the responsibility of the contractor who is not an agent of the manufacturer of the component parts.
- Depth and shape of the pool meet minimum standards of the 2024 INTERNATIONAL SWIMMING POOL & SPA CODE and the APSP/ANSI/ICC-5 2011 STANDARDS FOR RESIDENTIAL INGROUND SWIMMING POOLS.
- A means of entry & exit for the pool must be provided in accordance with 2024 INTERNATIONAL SWIMMING POOL & SPA CODE, section 809.
- Equipotential bonding must be provided in accordance with the NATIONAL ELECTRIC CODE, NFPA 70.
- All A-frame braces are to be contained within an 8" thick (minimum) continuous poured concrete (2500 psi) perimeter collar.
- Backfill with clean earth, free of roots and debris.
- Finished bottom is to be 2" minimum of suitable material or undisturbed earth.
- NO DIVING labels are to be installed around the perimeter of the pool.
- Suction entrapment avoidance to be installed in accordance with APSP/ANSI/ICC-7
- Pool Coping / Deck is within 12" of designed waterline. This satisfies requirements for handholds per 15PS 2024 SECTION 323.1



Page: **19**  
Perimeter: **48'-0"**

**PATENT PENDING - January 2024**



Pool Squaring Diagonals	10' x 20' > 22'-4 1/4"
12' x 24' > 26'-10"	8' x 16' > 17'-10 3/4"

**Corner Notes**  
Standard pool layouts shown are with 6"R corners. For optional 90° Corner layouts, DO NOT INSTALL the supplied 6"R Insert (54SP06RV)  
\* Installer MUST specify the type of corner (6"R or 90°) used when ordering liners

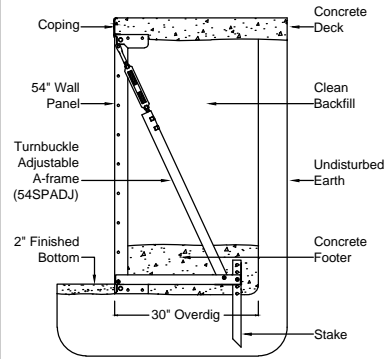
Qty	Description	Part #
1	4' x 54" Plain Panel	54SP0004
1	4' x 54" Skimmer Panel	54SP0004S
4	90 Degree Corner Filler *	54SP090F
8	54" Adjustable A-Frame	54SPADJ
1	4' Corner Bench Left	54SPCRB04L
1	4' Corner Bench Right	54SPCRB04R
1	8' Wave Stair & SD w/ Steps Right	54SPWAV08R
4	6" Radius Corner Insert *	54SP06RV
1	Skimmer Support	54SPSK01

Surface Area: **128.00 SF**    Volume: **2,451 gal.**    Type **O Non-Diving**    January **2024**    **Imperial POOLS MANUFACTURING**    **The Socializer - 8' x 16'**  
**0816-WAV-R-CRB**

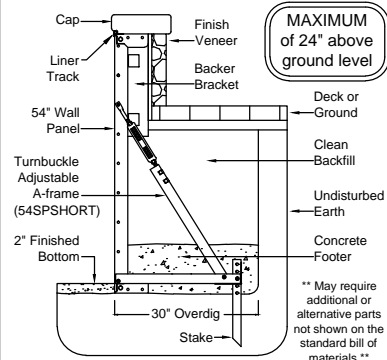
**WARNING:** Swimming pools can be dangerous if used improperly. Consult your dealer for information on safe use. It's the responsibility of town officials, builders and homeowners to follow safety Recommendations of APSP/ANSI, local ordinances & equipment manufacturers.

- All work not specifically shown here is to be done in accordance with the requirements of the 2024 INTERNATIONAL SWIMMING POOL & SPA CODE, APSP/ANSI/ICC-5 2011 STANDARDS FOR RESIDENTIAL INGROUND SWIMMING POOLS, and all other local building codes.
- Construction Drawing: Different methods and precautions may be dictated by various ground conditions. This is to be determined by and is the responsibility of the contractor who is not an agent of the manufacturer of the component parts.
- Depth and shape of the pool meet minimum standards of the 2024 INTERNATIONAL SWIMMING POOL & SPA CODE and the APSP/ANSI/ICC-5 2011 STANDARDS FOR RESIDENTIAL INGROUND SWIMMING POOLS.
- A means of entry & exit for the pool must be provided in accordance with 2024 INTERNATIONAL SWIMMING POOL & SPA CODE, section 809.
- Equipotential bonding must be provided in accordance with the NATIONAL ELECTRIC CODE, NFPA 70.
- All A-frame braces are to be contained within an 8" thick (minimum) continuous poured concrete (2500 psi) perimeter collar.
- Backfill with clean earth, free of roots and debris.
- Finished bottom is to be 2" minimum of suitable material or undisturbed earth.
- NO DIVING labels are to be installed around the perimeter of the pool.
- Suction entrapment avoidance to be installed in accordance with APSP/ANSI/ICC-7
- Pool Coping / Deck is within 12" of designed waterline. This satisfies requirements for handholds per 15PSC 2024 SECTION 323.1

**Full Inground Installation**

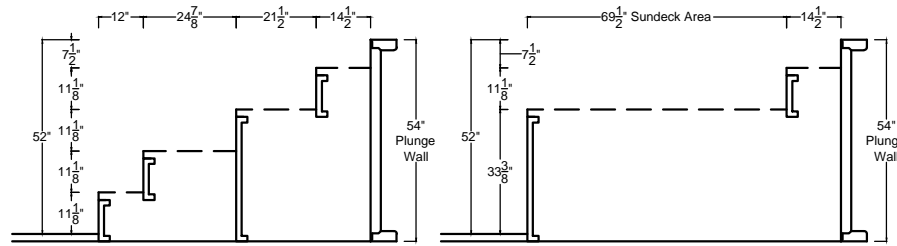
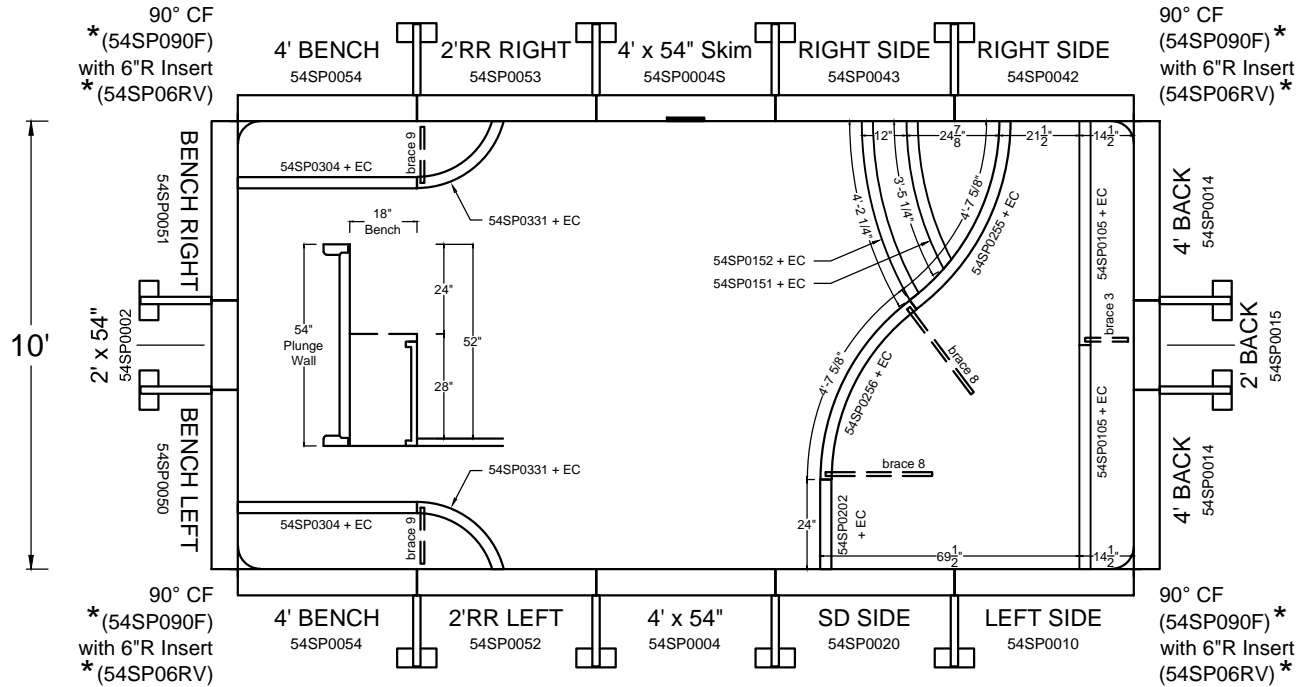


**Elevated Installation**



Page: **20**  
Perimeter: **60'-0"**

PATENT PENDING - January 2024



<b>Pool Squaring Diagonals</b>	10' x 20' > 22'-4 1/4"
12' x 24'	> 26'-10"      8' x 16' > 17'-10 3/4"

**Corner Notes**  
Standard pool layouts shown are with 6"R corners. For optional 90° Corner layouts, DO NOT INSTALL the supplied 6"R Insert (54SP06RV)  
\* Installer MUST specify the type of corner (6"R or 90°) used when ordering liners

Qty	Description	Part #
1	2' x 54" Plain Panel	54SP0002
1	4' x 54" Plain Panel	54SP0004
1	4' x 54" Skimmer Panel	54SP0004S
4	90 Degree Corner Filler *	54SP090F
12	54" Adjustable A-Frame	54SPADJ
1	6' Corner Bench Left	54SPCRB06L
1	6' Corner Bench Right	54SPCRB06R
1	10' Wave Stair & SD w/ Steps Right	54SPWAV10R
4	6" Radius Corner Insert *	54SP06RV
1	Skimmer Support	54SPSK01

Surface Area: **200.00 SF**  
Volume: **4,401 gal.**  
Type **O** Non-Diving

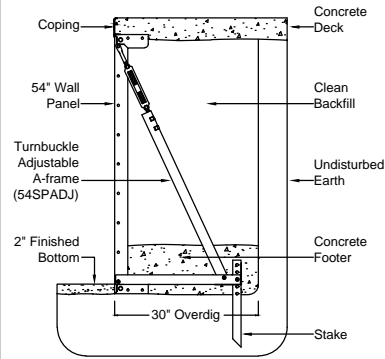
January 2024  
**Imperial** POOLS MANUFACTURING

**The Socializer - 10' x 20'**  
1020-WAV-R-CRB

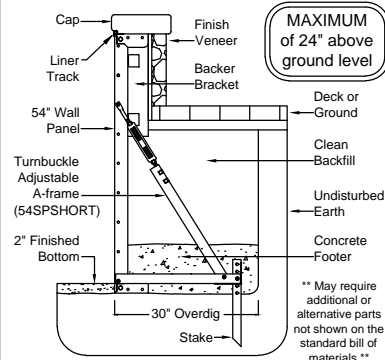
**WARNING:** Swimming pools can be dangerous if used improperly. Consult your dealer for information on safe use. It's the responsibility of town officials, builders and homeowners to follow safety Recommendations of APSP/ANSI, local ordinances & equipment manufacturers.

- All work not specifically shown here is to be done in accordance with the requirements of the 2024 INTERNATIONAL SWIMMING POOL & SPA CODE, APSP/ANSI/ICC-5 2011 STANDARDS FOR RESIDENTIAL INGROUND SWIMMING POOLS, and all other local building codes.
- Construction Drawing: Different methods and precautions may be dictated by various ground conditions. This is to be determined by and is the responsibility of the contractor who is not an agent of the manufacturer of the component parts.
- Depth and shape of the pool meet minimum standards of the 2024 INTERNATIONAL SWIMMING POOL & SPA CODE and the APSP/ANSI/ICC-5 2011 STANDARDS FOR RESIDENTIAL INGROUND SWIMMING POOLS.
- A means of entry & exit for the pool must be provided in accordance with 2024 INTERNATIONAL SWIMMING POOL & SPA CODE, section 809.
- Equipotential bonding must be provided in accordance with the NATIONAL ELECTRIC CODE, NFPA 70.
- All A-frame braces are to be contained within an 8" thick (minimum) continuous poured concrete (2500 psi) perimeter collar.
- Backfill with clean earth, free of roots and debris.
- Finished bottom is to be 2" minimum of suitable material or undisturbed earth.
- NO DIVING labels are to be installed around the perimeter of the pool.
- Suction entrapment avoidance to be installed in accordance with APSP/ANSI/ICC-7
- Pool Coping / Deck is within 12" of designed waterline. This satisfies requirements for handholds per ISPS 2024 SECTION 323.1

**Full Inground Installation**

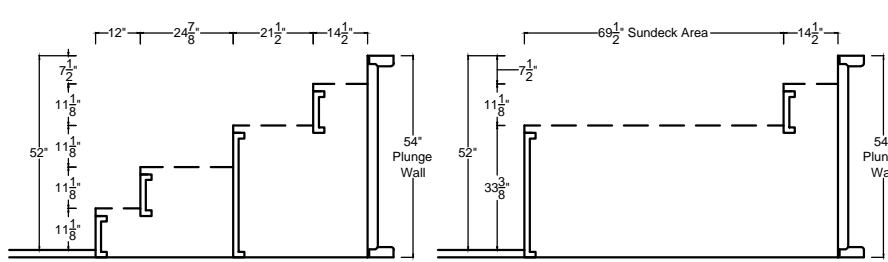
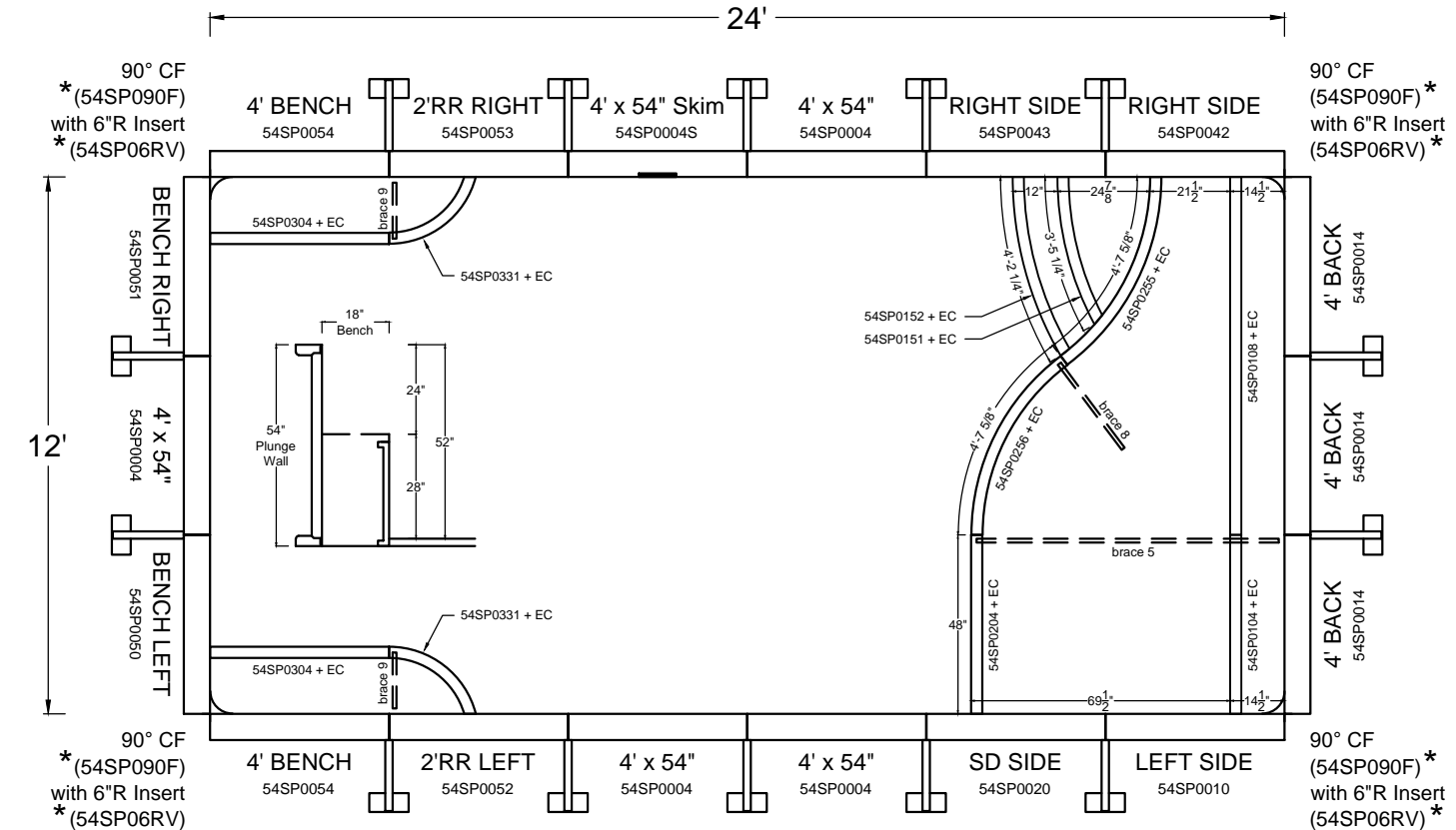


**Elevated Installation**



Page: **21**  
Perimeter: **72'-0"**

PATENT PENDING - January 2024



<b>Pool Squaring Diagonals</b>	10' x 20' > 22'-4 1/4"
12' x 24'	> 26'-10"      8' x 16' > 17'-10 3/4"

**Corner Notes**  
Standard pool layouts shown are with 6"R corners. For optional 90° Corner layouts, DO NOT INSTALL the supplied 6"R Insert (54SP06RV)  
\* Installer MUST specify the type of corner (6"R or 90°) used when ordering liners

Qty	Description	Part #
4	4' x 54" Plain Panel	54SP0004
1	4' x 54" Skimmer Panel	54SP0004S
4	90 Degree Corner Filler *	54SP090F
14	54" Adjustable A-Frame	54SPADJ
1	6' Corner Bench Left	54SPCRB06L
1	6' Corner Bench Right	54SPCRB06R
1	12' Wave Stair & SD w/ Steps Right	54SPWAV12R
4	6" Radius Corner Insert *	54SP06RV
1	Skimmer Support	54SPSK01

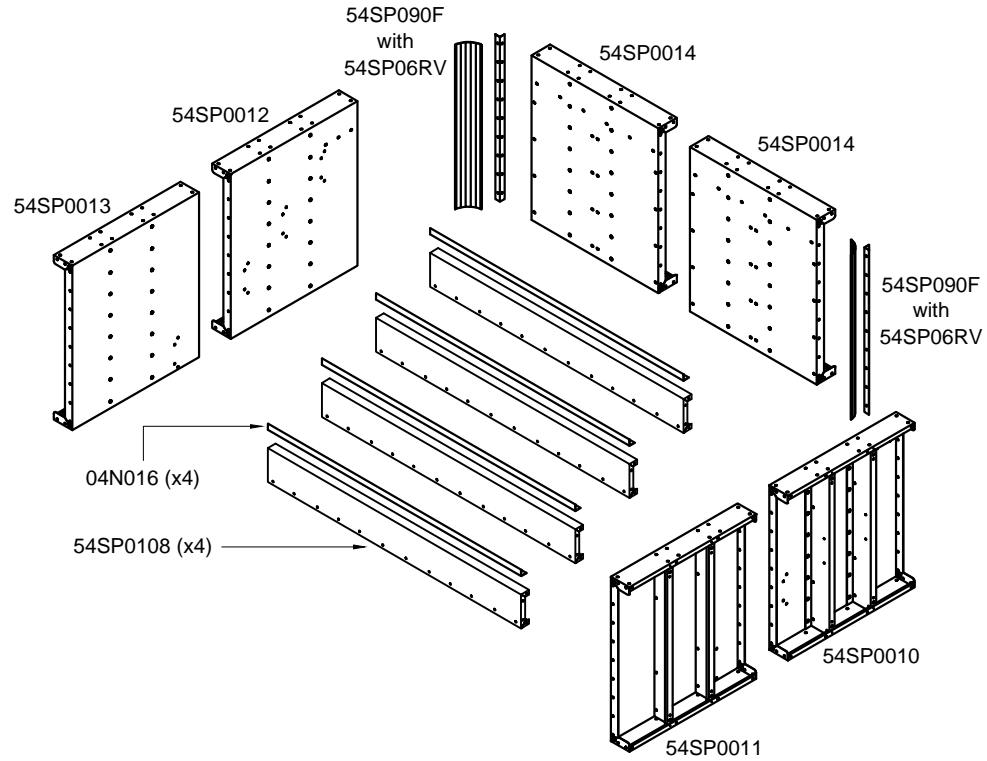
Surface Area: **288.00 SF**  
Volume: **6,726 gal.**  
Type **0** Non-Diving  
January **2024**



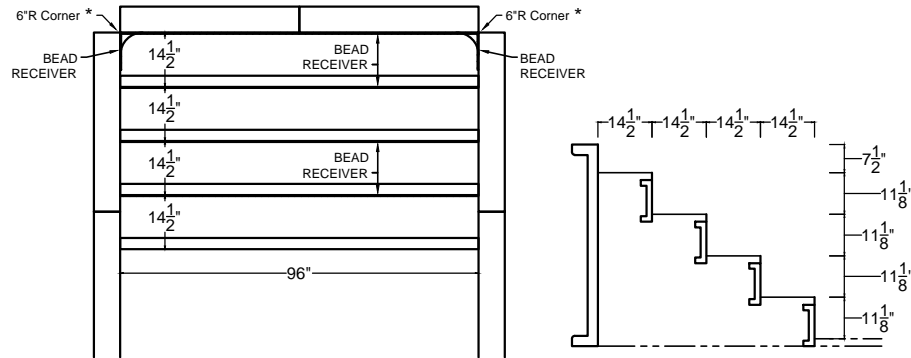
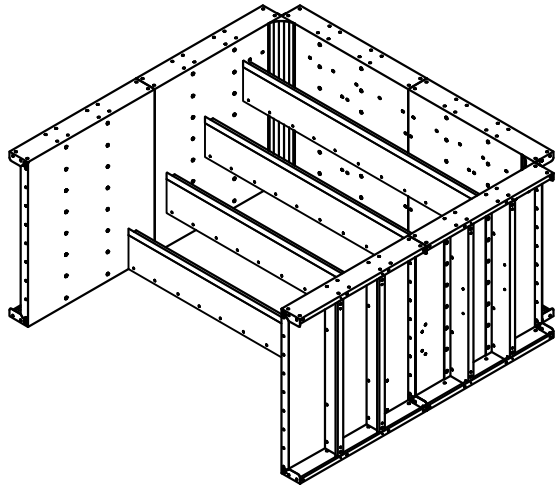
**The Socializer - 12' x 24'**  
1224-WAV-R-CRB

Qty	Description	Part #
1	Full End Stairs - Left Side Panel - Top Step	54SP0010
1	Full End Stairs - Left Side Panel - Bottom Step	54SP0011
1	Full End Stairs - Right Side Panel - Top Step	54SP0012
1	Full End Stairs - Right Side Panel - Bottom Step	54SP0013
2	Full End Stairs - 4' Back Panel	54SP0014
4	8' Nexus Step Riser	54SP0108
4	8' Straight Edge Cap	04N016

PATENT PENDING - January 2024



8' Full End Stairs  
54SPFES008

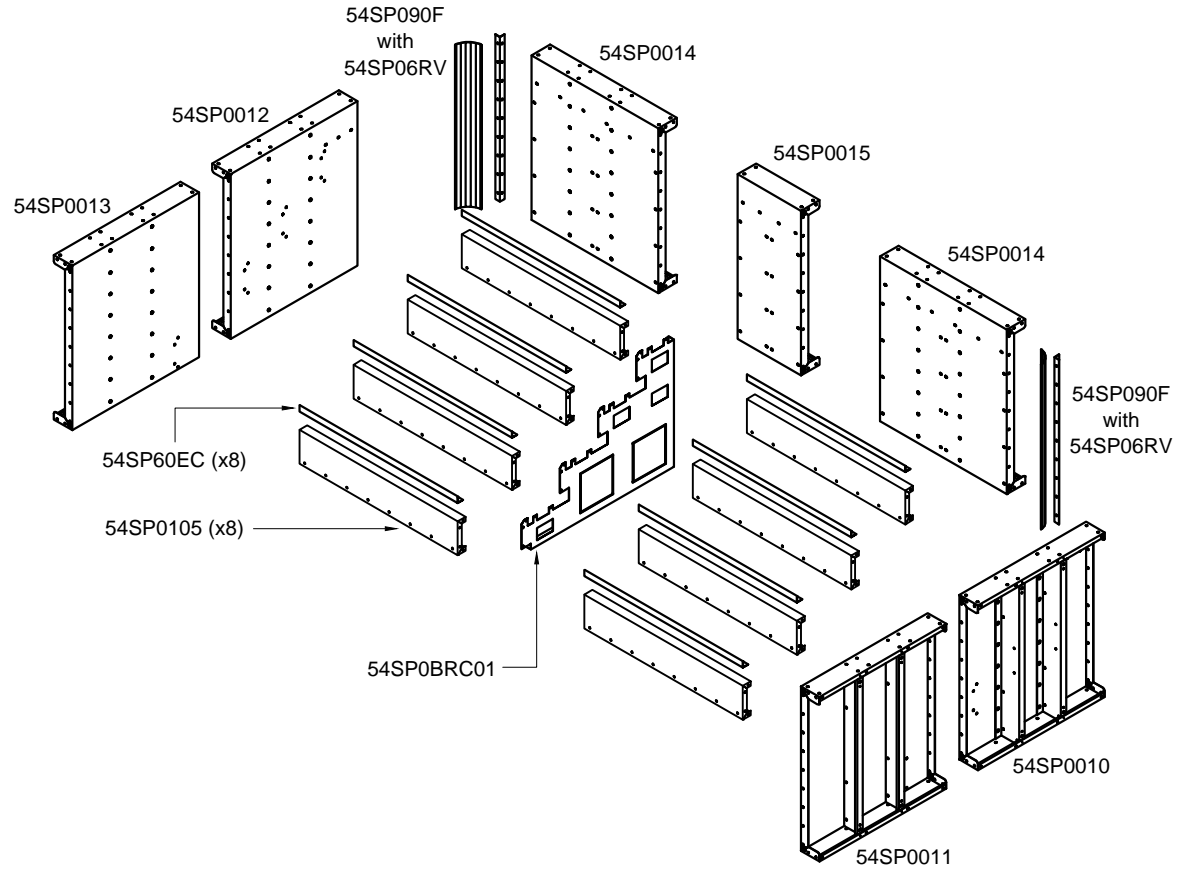


**Corner Notes**  
Standard pool layouts shown are with 6"R corners. For optional 90° Corner layouts, DO NOT INSTALL the supplied 6"R Insert (54SP06RV)  
Installer MUST specify the type of corner (6"R or 90°) used when ordering liners

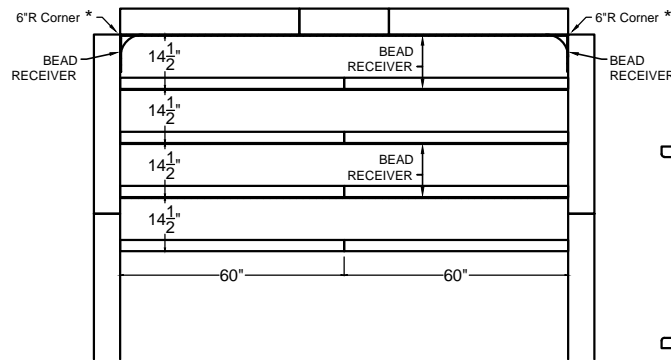
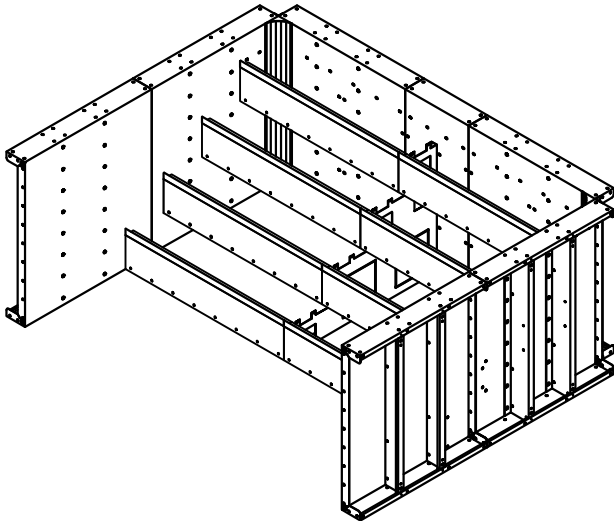


Qty	Description	Part #
1	Full End Stairs - Left Side Panel - Top Step	54SP0010
1	Full End Stairs - Left Side Panel - Bottom Step	54SP0011
1	Full End Stairs - Right Side Panel - Top Step	54SP0012
1	Full End Stairs - Right Side Panel - Bottom Step	54SP0013
2	Full End Stairs - 4' Back Panel	54SP0014
1	Full End Stairs - 2' Back Panel	54SP0015
8	5' Nexus Step Riser	54SP0105
8	5' Straight Edge Cap	54SP60EC
1	Full End Stair Brace	54SPBRC01

PATENT PENDING - January 2024



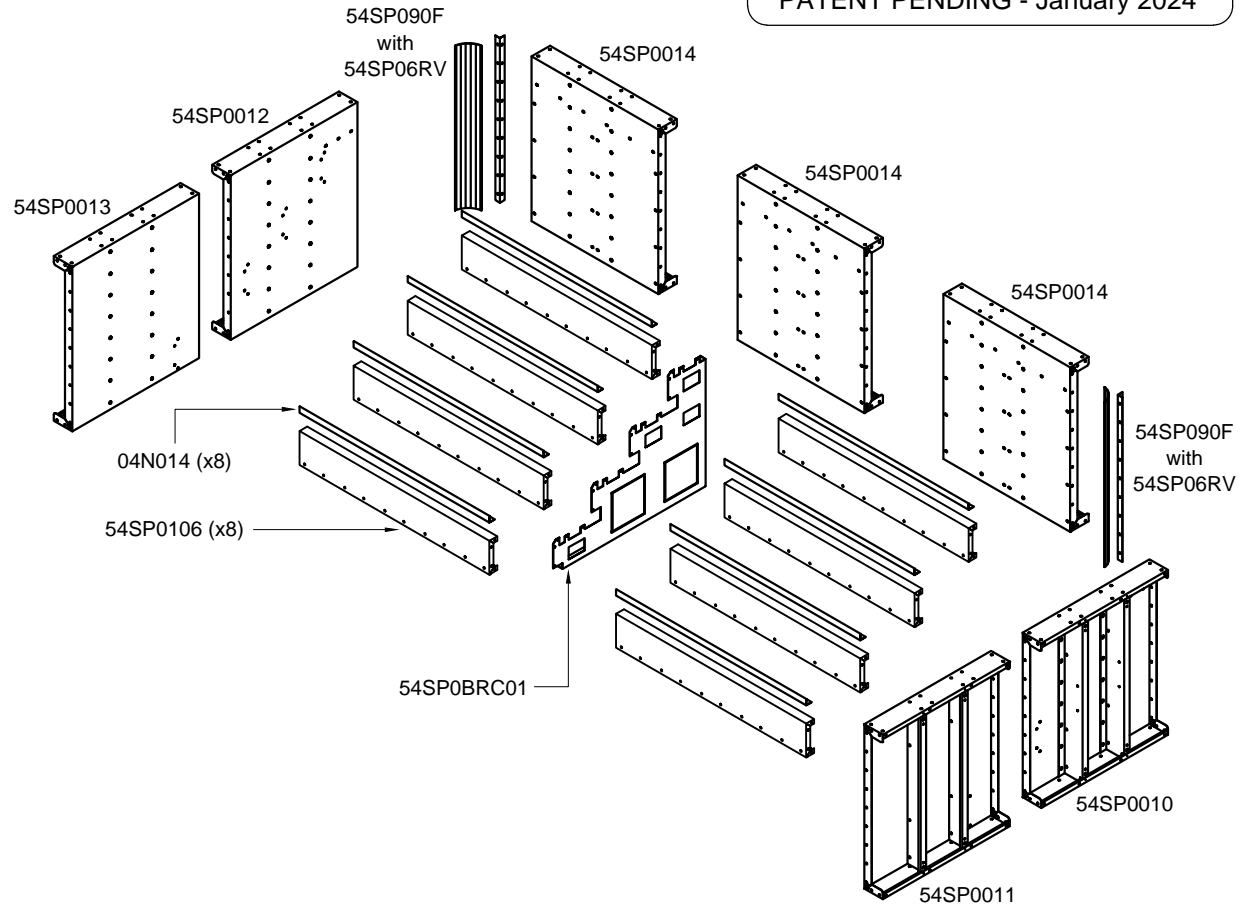
10' Full End Stairs  
54SPFES010



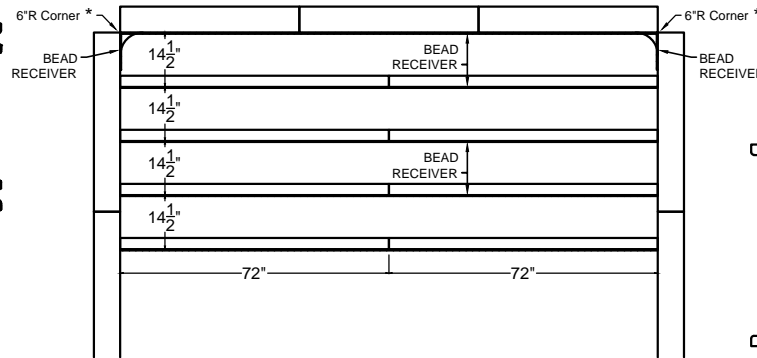
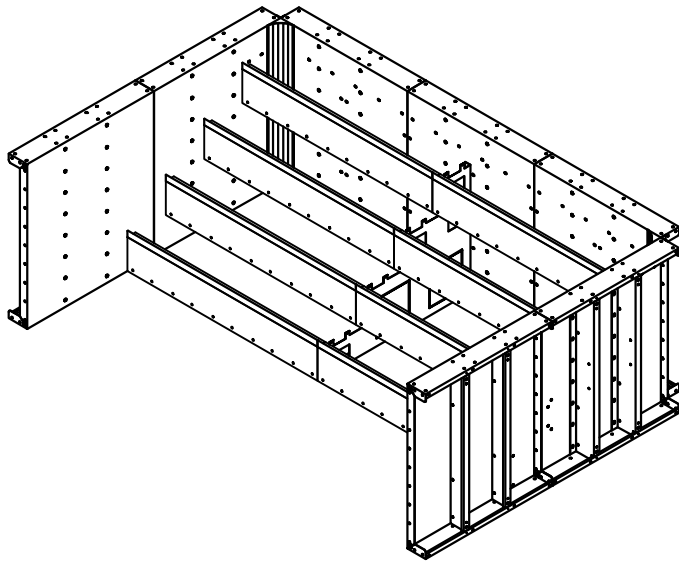
**Corner Notes**  
Standard pool layouts shown are with 6'R corners. For optional 90° Corner layouts, DO NOT INSTALL the supplied 6'R Insert (54SP06RV).  
\* Installer MUST specify the type of corner (6'R or 90°) used when ordering liners

Qty	Description	Part #
1	Full End Stairs - Left Side Panel - Top Step	54SP0010
1	Full End Stairs - Left Side Panel - Bottom Step	54SP0011
1	Full End Stairs - Right Side Panel - Top Step	54SP0012
1	Full End Stairs - Right Side Panel - Bottom Step	54SP0013
3	Full End Stairs - 4' Back Panel	54SP0014
8	6' Nexus Step Riser	54SP0106
8	6' Straight Edge Cap	04N014
1	Full End Stair Brace	54SPBRC01

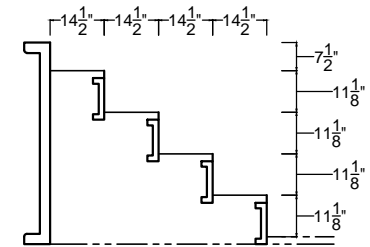
PATENT PENDING - January 2024



12' Full End Stairs  
54SPFES012

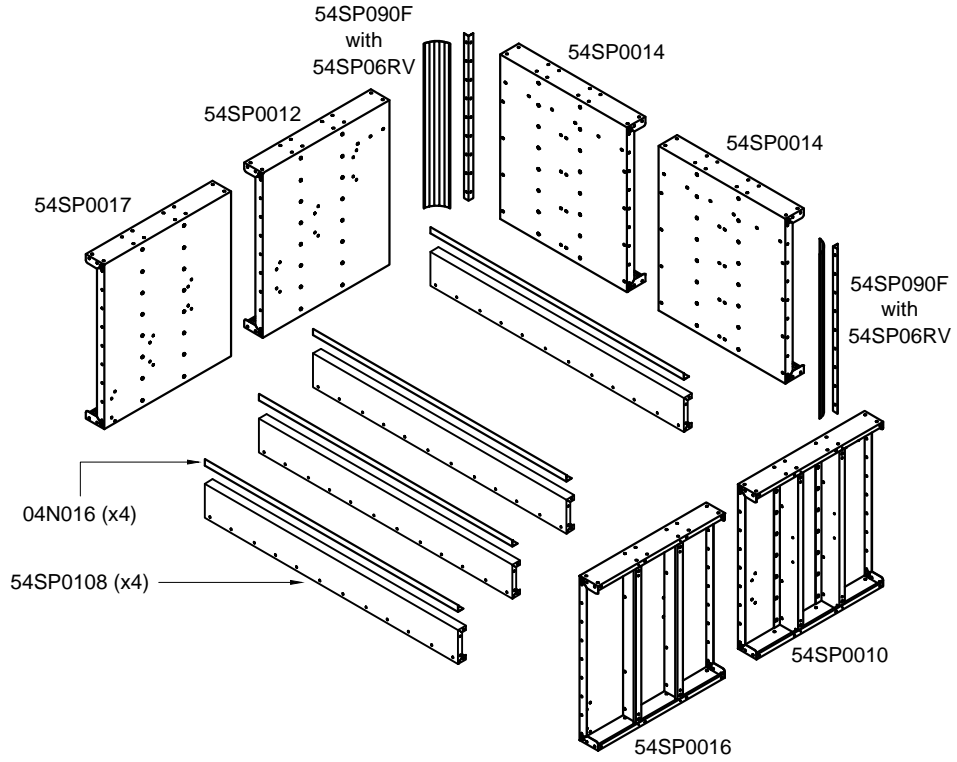


**Corner Notes**  
Standard pool layouts shown are with 6"R corners. For optional 90° Corner layouts, DO NOT INSTALL the supplied 6"R Insert (54SP06RV)  
\*  
Installer MUST specify the type of corner (6"R or 90°) used when ordering liners

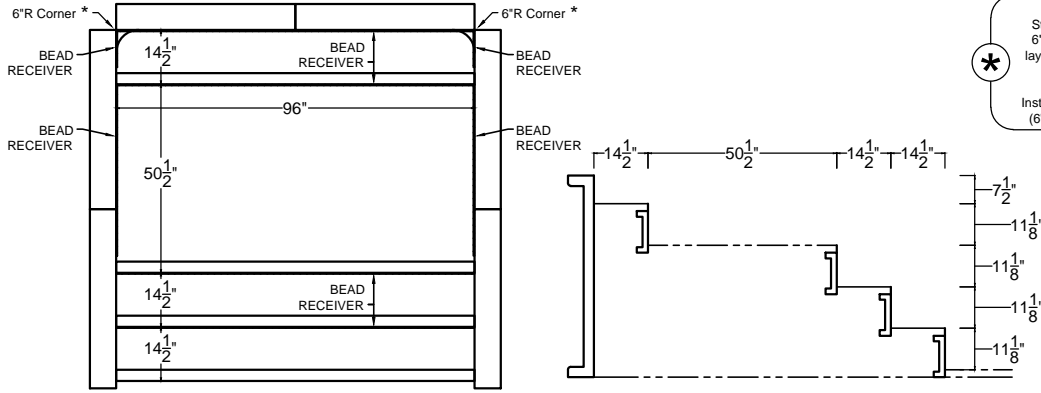
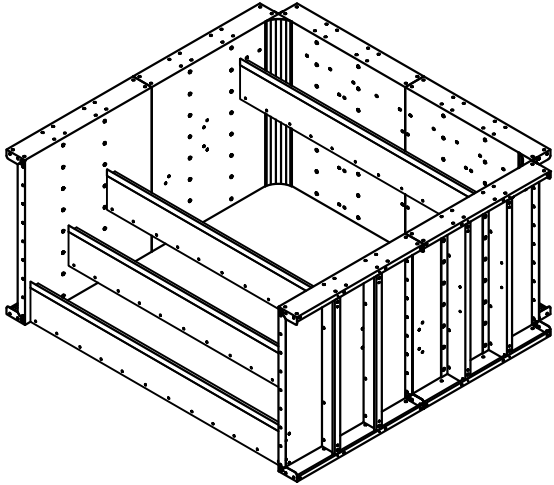


Qty	Description	Part #
1	Full End Stairs - Left Side Panel - Top Step	54SP0010
1	Full End Stairs - Right Side Panel - Top Step	54SP0012
2	Full End Stairs - 4' Back Panel	54SP0014
1	Full End Stair & SD - Left Side Panel - Bottom Steps	54SP0016
1	Full End Stair & SD - Right Side Panel - Bottom Steps	54SP0017
4	8' Nexus Step Riser	54SP0108
4	8' Straight Edge Cap	04N016

PATENT PENDING - January 2024



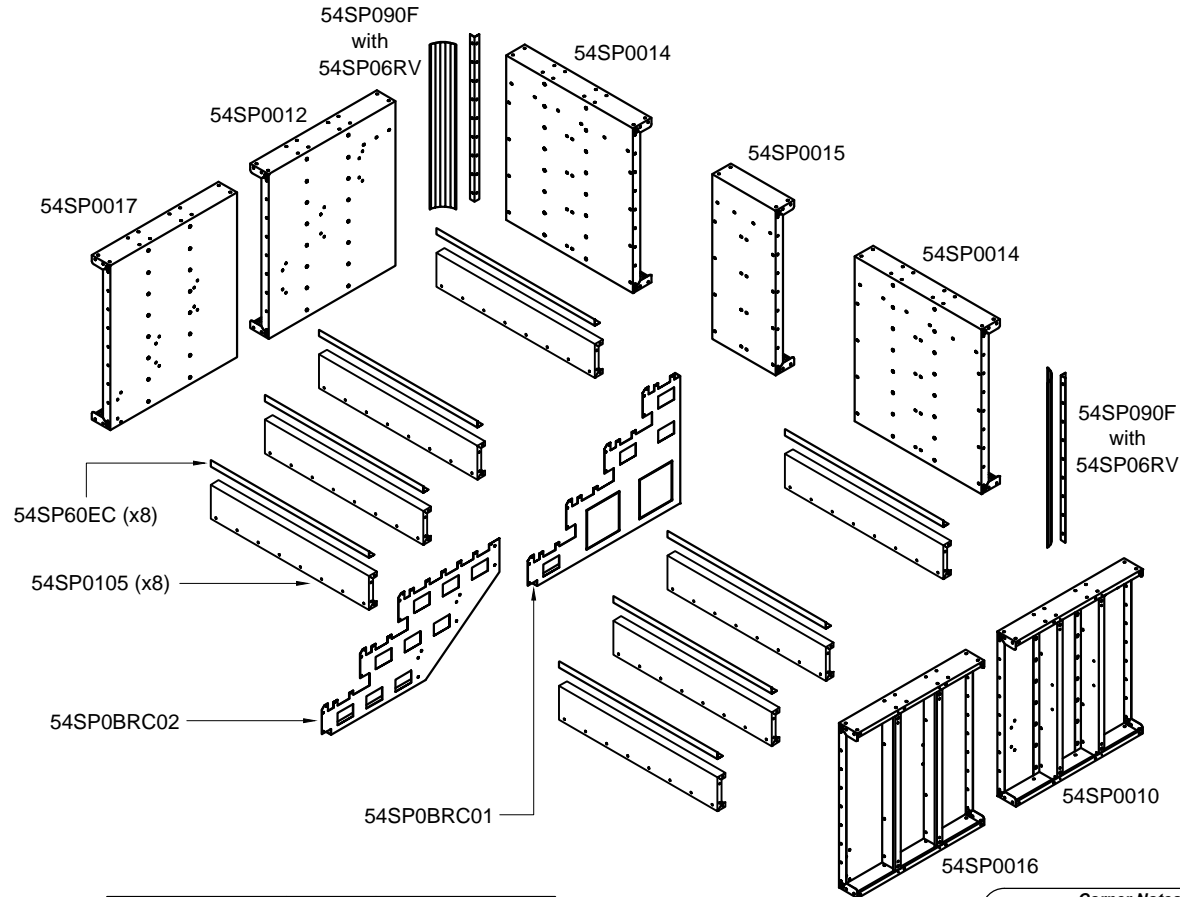
8' Full End Stair & Sundeck  
54SPFSD008



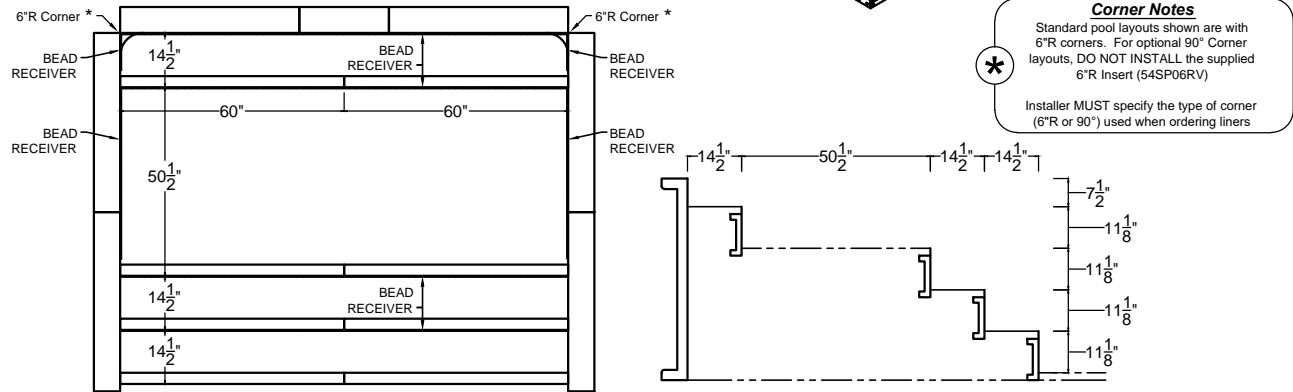
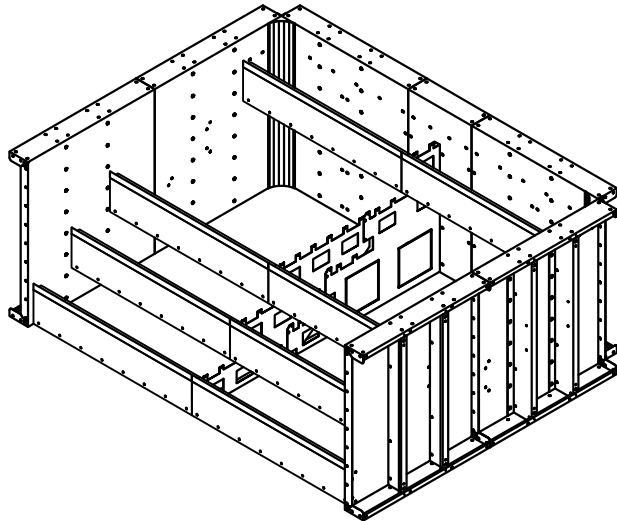
**Corner Notes**  
Standard pool layouts shown are with 6"R corners. For optional 90° Corner layouts, DO NOT INSTALL the supplied 6"R Insert (54SP06RV)  
Installer MUST specify the type of corner (6"R or 90°) used when ordering liners

Qty	Description	Part #
1	Full End Stairs - Left Side Panel - Top Step	54SP0010
1	Full End Stairs - Right Side Panel - Top Step	54SP0012
2	Full End Stairs - 4' Back Panel	54SP0014
1	Full End Stairs - 2' Back Panel	54SP0015
1	Full End Stair & SD - Left Side Panel - Bottom Steps	54SP0016
1	Full End Stair & SD - Right Side Panel - Bottom Steps	54SP0017
8	5' Nexus Step Riser	54SP0105
8	5' Straight Edge Cap	54SP60EC
1	Full End Stair Brace	54SPBRC01
1	Full End Stair & SD Extension Brace	54SPBRC02

PATENT PENDING - January 2024



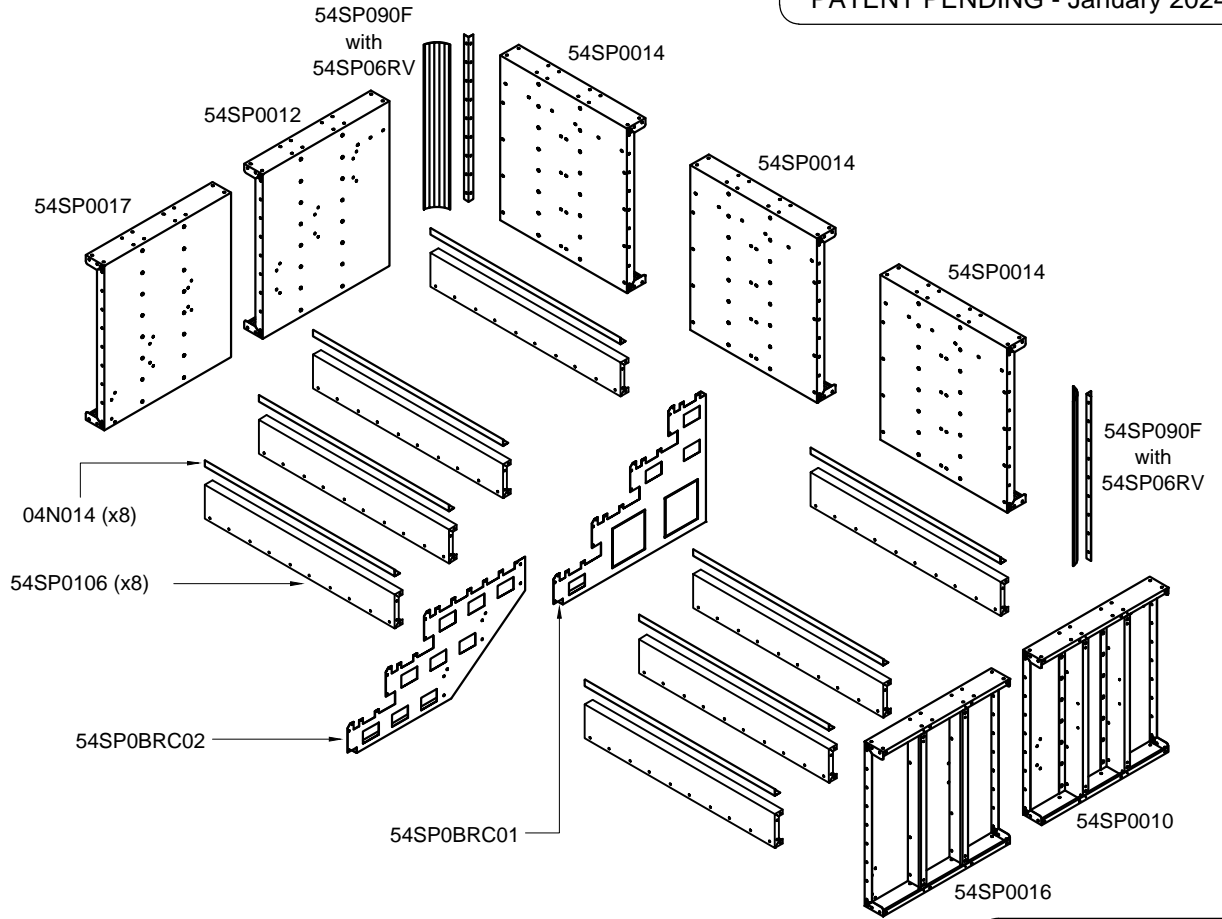
10' Full End Stair & Sundeck  
54SPFSD010



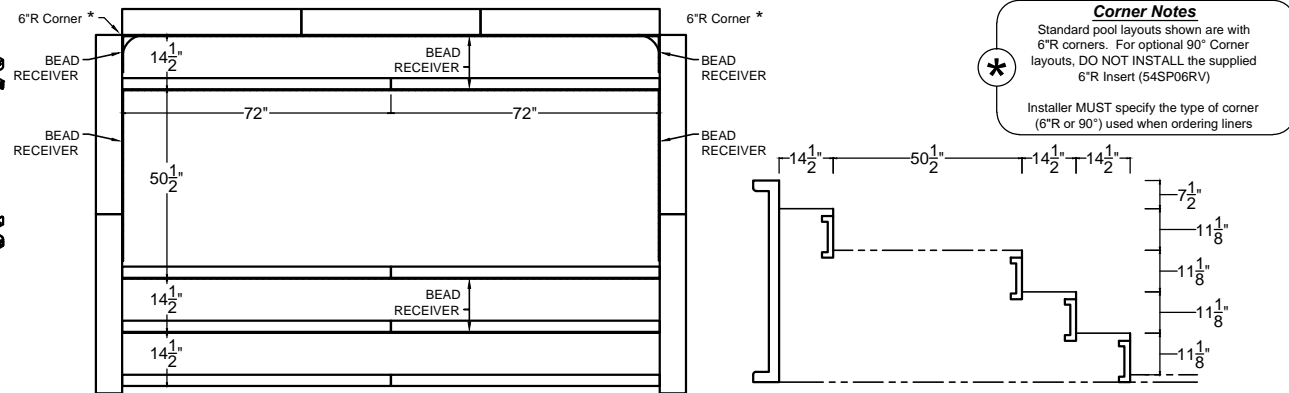
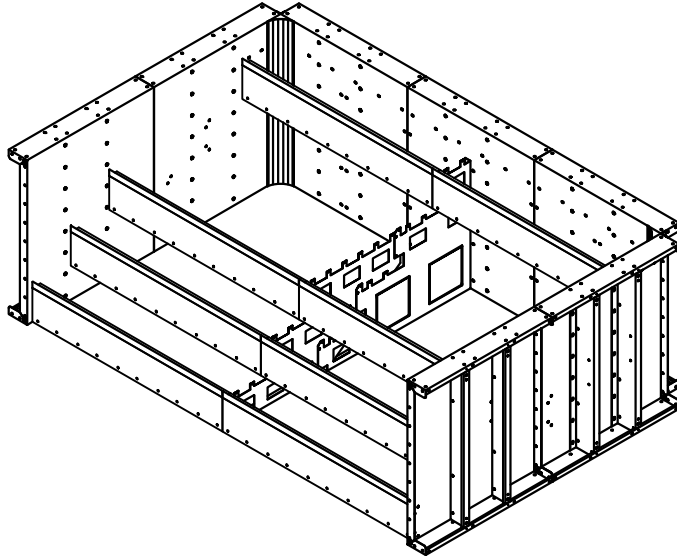
**Corner Notes**  
Standard pool layouts shown are with 6\"R corners. For optional 90\" Corner layouts, DO NOT INSTALL the supplied 6\"R Insert (54SP06RV)  
Installer MUST specify the type of corner (6\"R or 90\") used when ordering liners

Qty	Description	Part #
1	Full End Stairs - Left Side Panel - Top Step	54SP0010
1	Full End Stairs - Right Side Panel - Top Step	54SP0012
3	Full End Stairs - 4' Back Panel	54SP0014
1	Full End Stair & SD - Left Side Panel - Bottom Steps	54SP0016
1	Full End Stair & SD - Right Side Panel - Bottom Steps	54SP0017
8	6' Nexus Step Riser	54SP0106
8	6' Straight Edge Cap	04N014
1	Full End Stair Brace	54SPBRC01
1	Full End Stair & SD Extension Brace	54SPBRC02

PATENT PENDING - January 2024

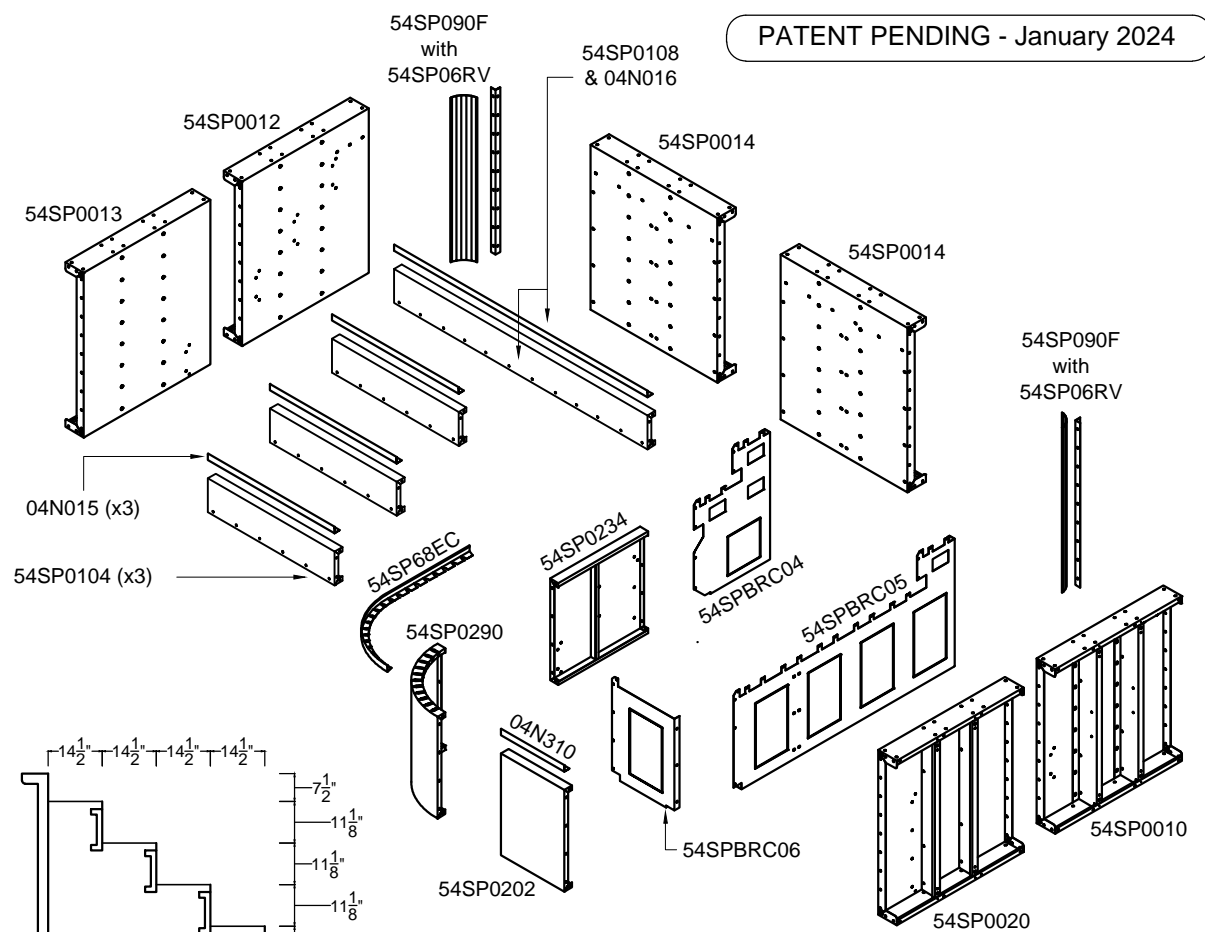


12' Full End Stair & Sundeck  
54SPFSD012

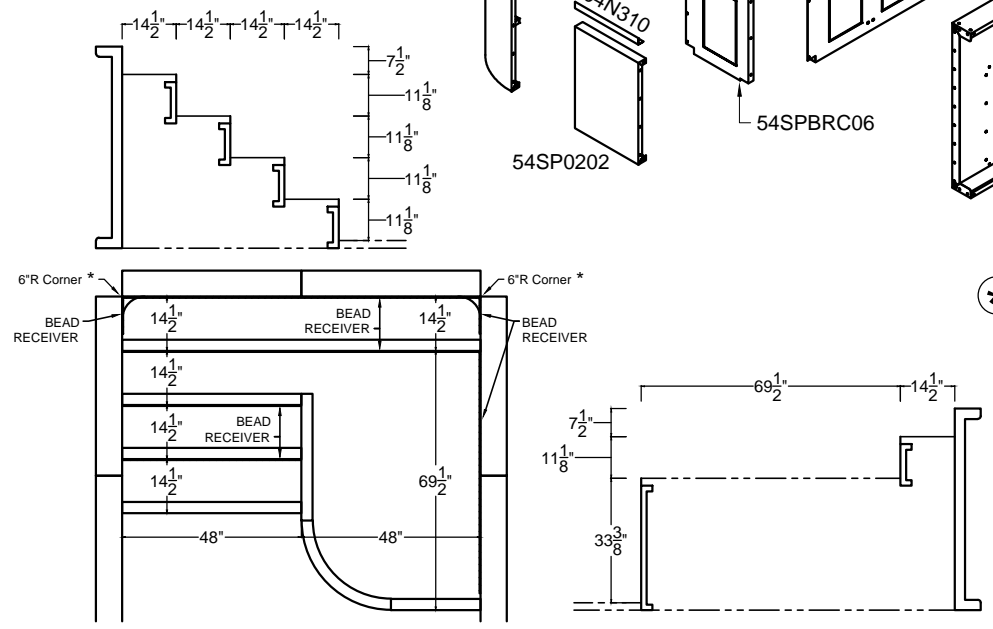
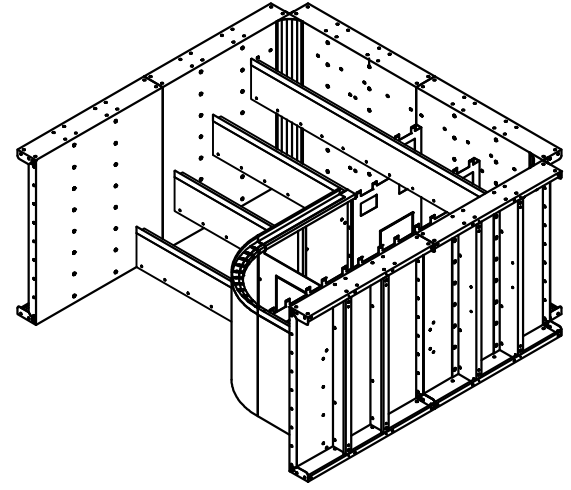


Qty	Description	Part #
1	Full End Stairs - Left Side Panel - Top Step	54SP0010
1	Full End Stairs - Right Side Panel - Top Step	54SP0012
1	Full End Stairs - Right Side Panel - Bottom Step	54SP0013
2	Full End Stairs - 4' Back Panel	54SP0014
1	Side-by-Side Sundeck Panel	54SP0020
1	8' Nexus Step Riser	54SP0108
3	4' Nexus Step Riser	54SP0104
1	2' Nexus Sundeck Riser	54SP0202
1	34" Nexus Transition Sundeck Riser LEFT	54SP0234
1	2'RR x 90 Degree Nexus Sundeck Riser	54SP0290
1	8' Straight Edge Cap	04N016
3	4' Straight Edge Cap	04N015
1	2' Straight Edge Cap	04N310
1	68.75" Radius Edge Cap	54SP68EC
1	Side-by-Side Transition Sundeck Riser Brace	54SPBRC04
1	Side-by-Side Top Step & Sundeck Brace	54SPBRC05
1	Side-by-Side 2'RR Support Brace	54SPBRC06

PATENT PENDING - January 2024



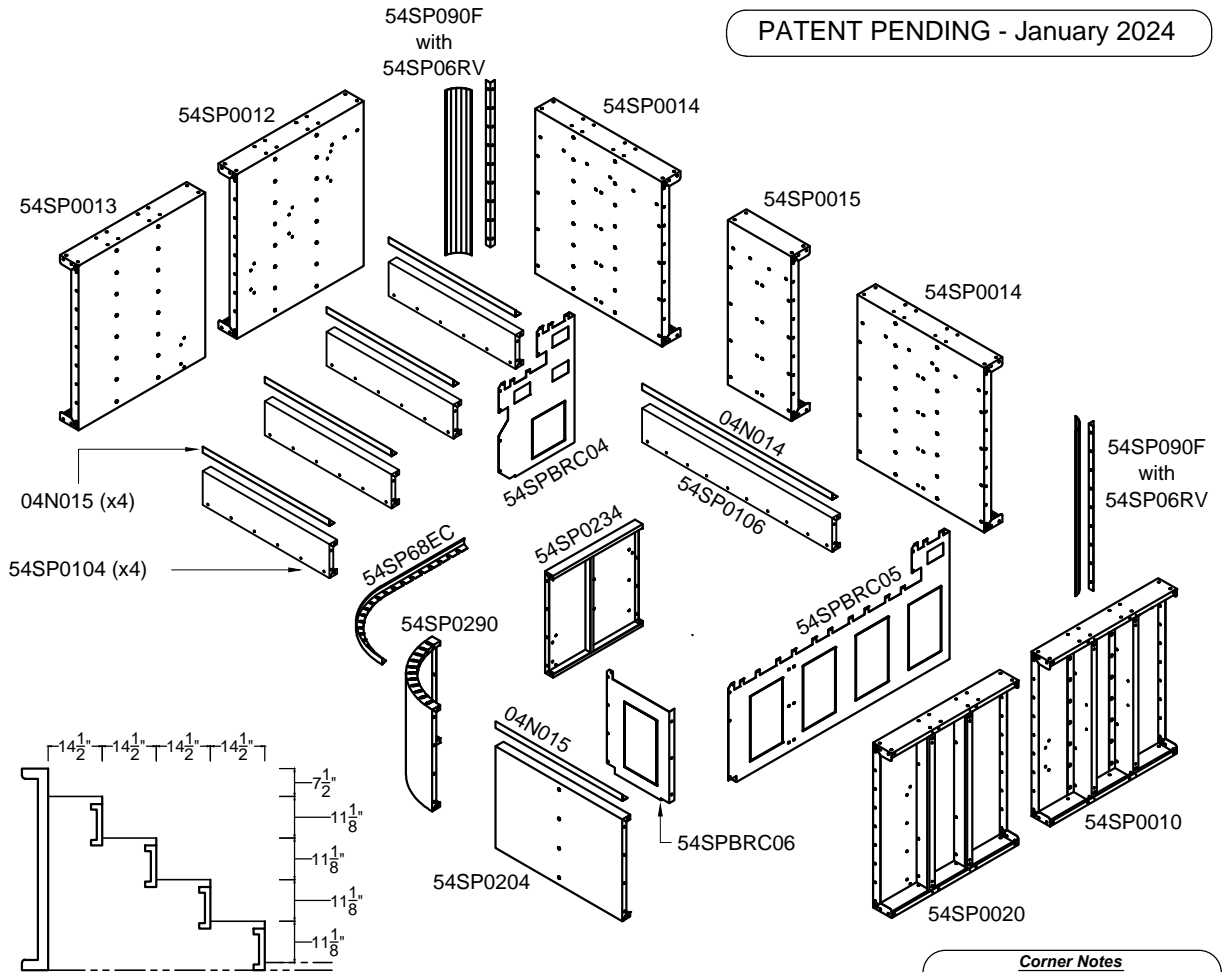
8' Side-by-Side Stair & Sundeck  
54SPSBS08R44



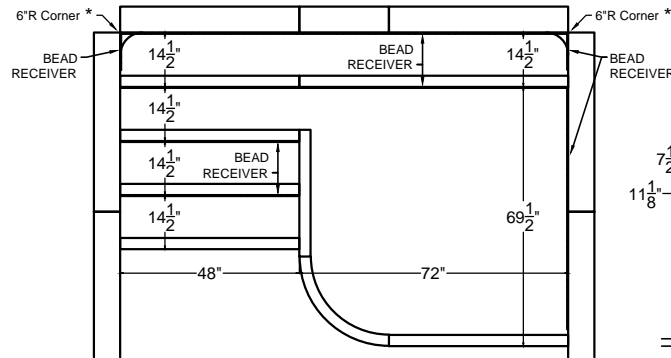
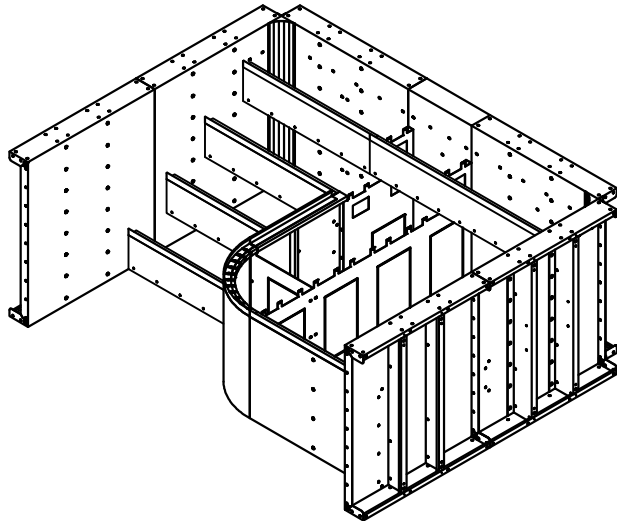
**Corner Notes**  
Standard pool layouts shown are with 6'R corners. For optional 90° Corner layouts, DO NOT INSTALL the supplied 6'R Insert (54SP06RV)  
Installer MUST specify the type of corner (6'R or 90°) used when ordering liners

Qty	Description	Part #
1	Full End Stairs - Left Side Panel - Top Step	54SP0010
1	Full End Stairs - Right Side Panel - Top Step	54SP0012
1	Full End Stairs - Right Side Panel - Bottom Step	54SP0013
2	Full End Stairs - 4' Back Panel	54SP0014
1	Full End Stairs - 2' Back Panel	54SP0015
1	Side-by-Side Sundeck Panel	54SP0020
1	6' Nexus Step Riser	54SP0106
4	4' Nexus Step Riser	54SP0104
1	4' Nexus Sundeck Riser	54SP0204
1	34" Nexus Transition Sundeck Riser LEFT	54SP0234
1	2'RR x 90 Degree Nexus Sundeck Riser	54SP0290
1	6' Straight Edge Cap	04N014
5	4' Straight Edge Cap	04N015
1	68.75" Radius Edge Cap	54SP68EC
1	Side-by-Side Transition Sundeck Riser Brace	54SPBRC04
1	Side-by-Side Top Step & Sundeck Brace	54SPBRC05
1	Side-by-Side 2'RR Support Brace	54SPBRC06

PATENT PENDING - January 2024



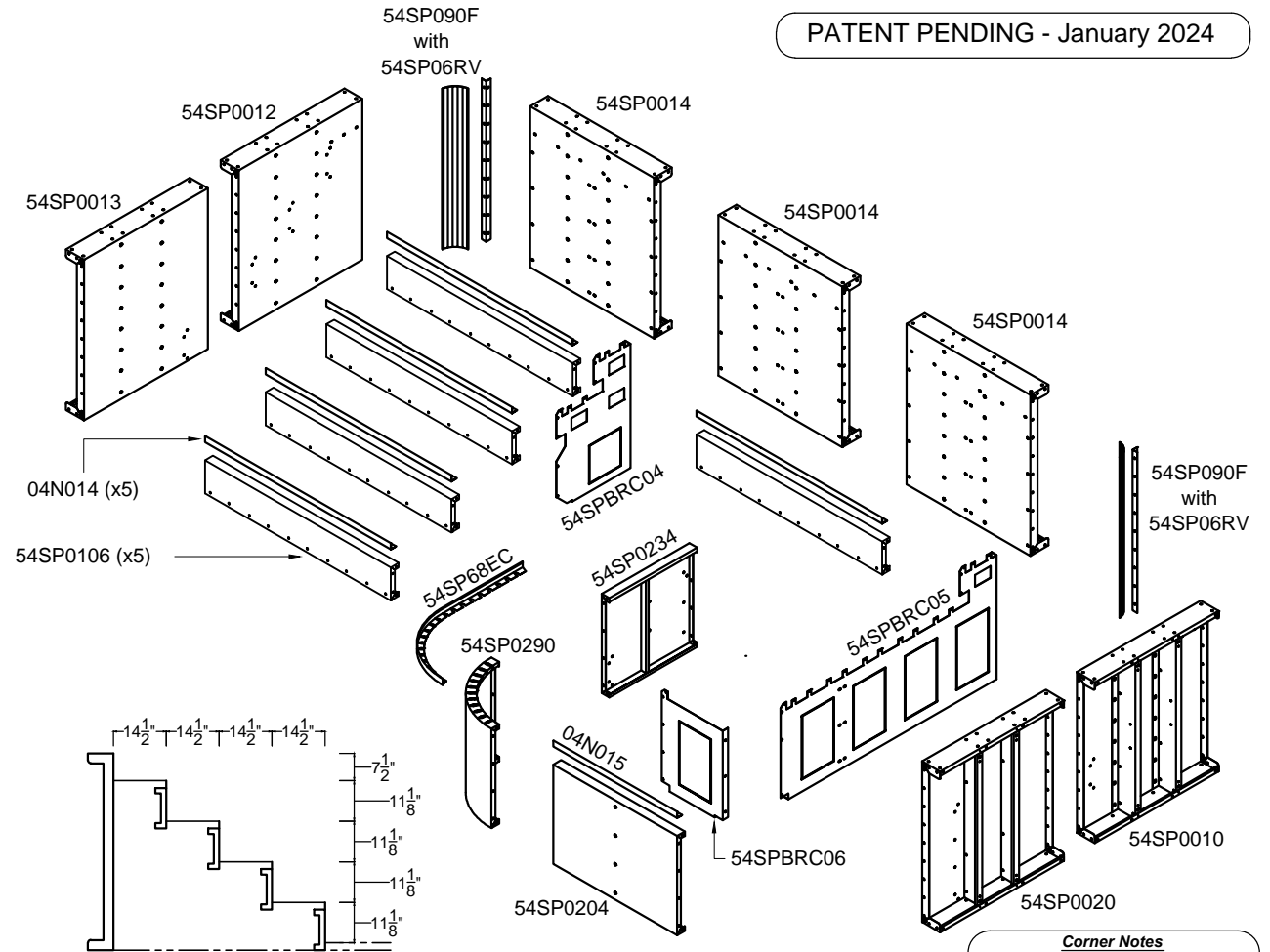
10' Side-by-Side Stair & Sundeck  
54SPSBS10R46



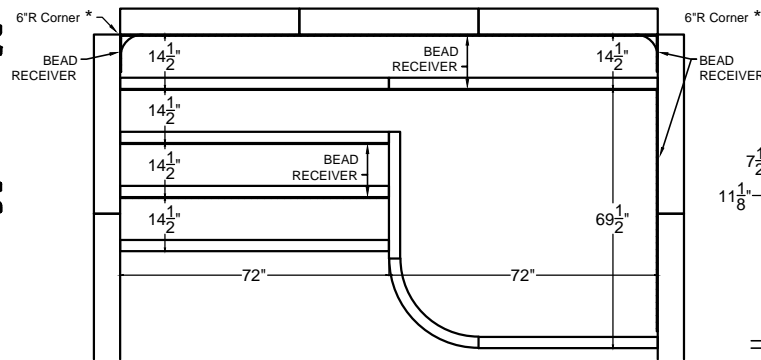
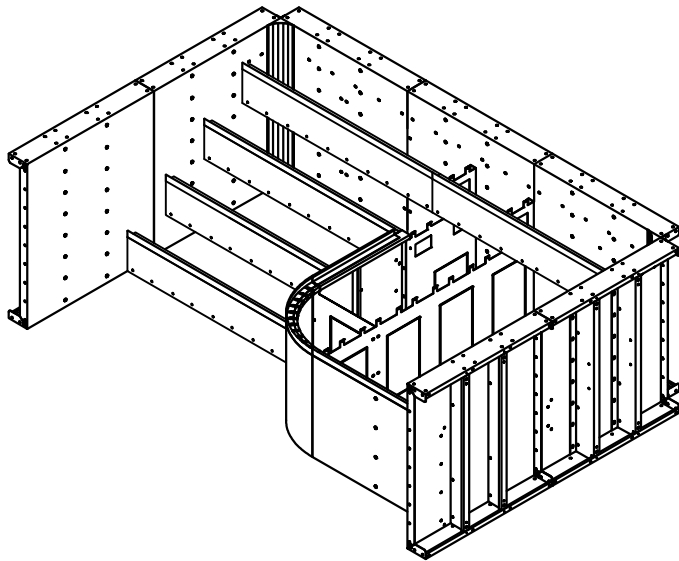
**Corner Notes**  
Standard pool layouts shown are with 6"R corners. For optional 90° Corner layouts, DO NOT INSTALL the supplied 6"R Insert (54SP06RV)  
Installer MUST specify the type of corner (6"R or 90°) used when ordering liners

Qty	Description	Part #
1	Full End Stairs - Left Side Panel - Top Step	54SP0010
1	Full End Stairs - Right Side Panel - Top Step	54SP0012
1	Full End Stairs - Right Side Panel - Bottom Step	54SP0013
2	Full End Stairs - 4' Back Panel	54SP0014
1	Full End Stairs - 2' Back Panel	54SP0015
1	Side-by-Side Sundeck Panel	54SP0020
5	6' Nexus Step Riser	54SP0106
1	4' Nexus Sundeck Riser	54SP0204
1	34" Nexus Transition Sundeck Riser LEFT	54SP0234
1	2'RR x 90 Degree Nexus Sundeck Riser	54SP0290
5	6' Straight Edge Cap	04N014
1	4' Straight Edge Cap	04N015
1	68.75" Radius Edge Cap	54SP68EC
1	Side-by-Side Transition Sundeck Riser Brace	54SPBRC04
1	Side-by-Side Top Step & Sundeck Brace	54SPBRC05
1	Side-by-Side 2'RR Support Brace	54SPBRC06

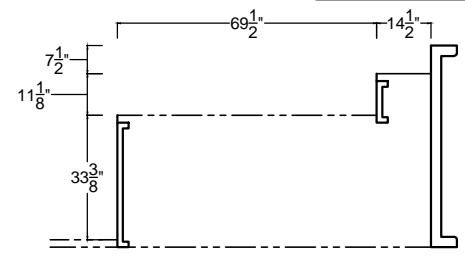
PATENT PENDING - January 2024



12' Side-by-Side Stair & Sundeck  
54SPSBS12R66



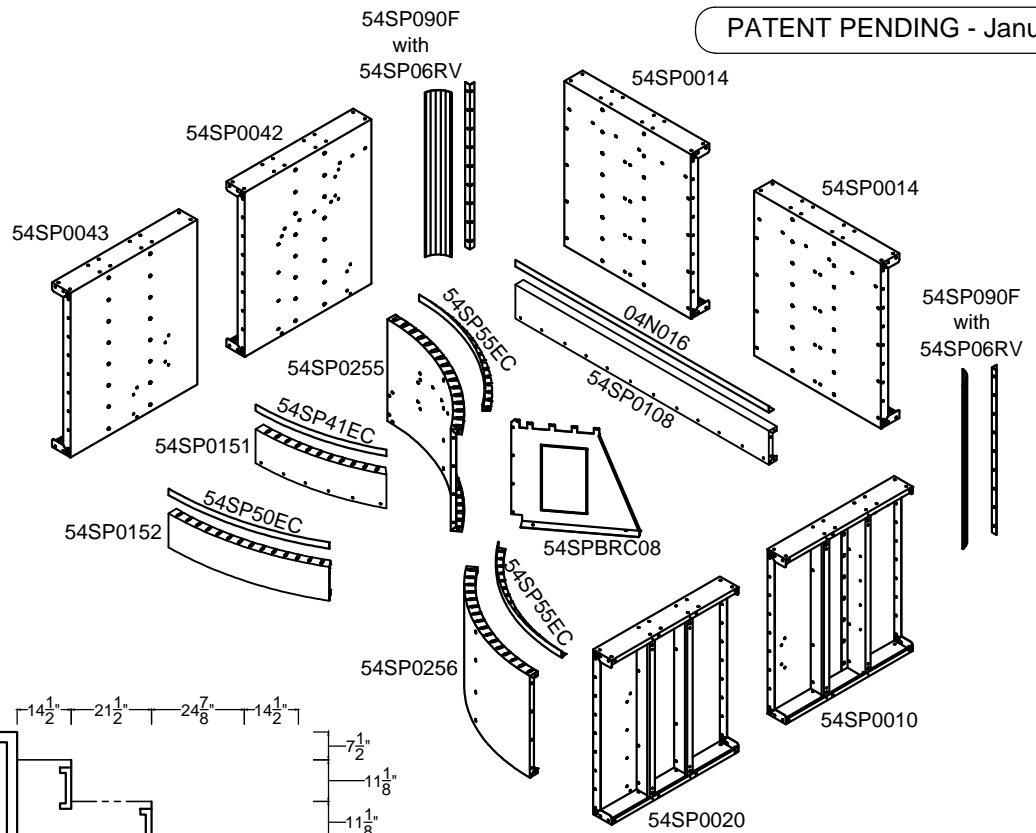
**Corner Notes**  
Standard pool layouts shown are with 6"R corners. For optional 90° Corner layouts, DO NOT INSTALL the supplied 6"R Insert (54SP06RV)  
Installer MUST specify the type of corner (6"R or 90°) used when ordering liners



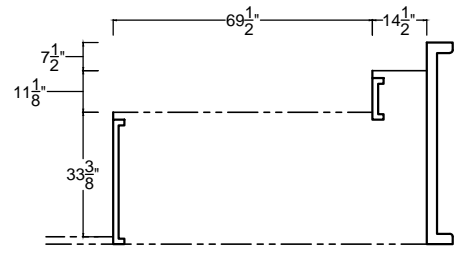
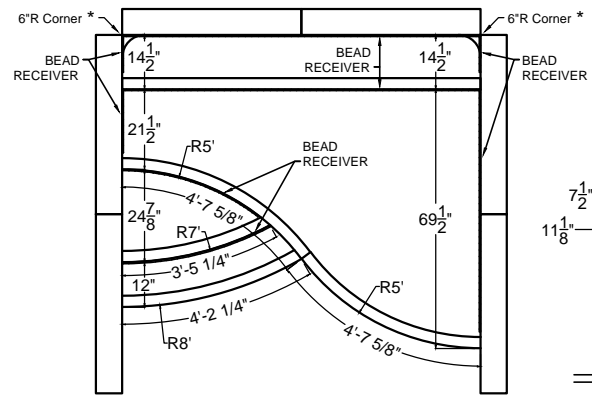
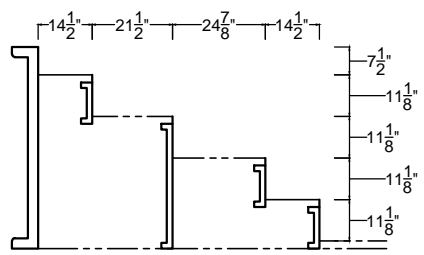
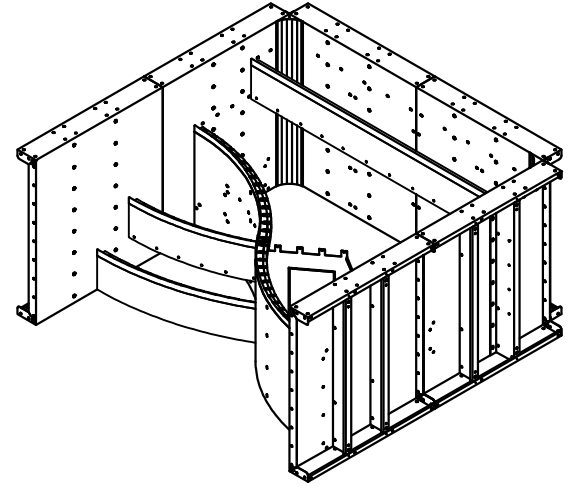


Qty	Description	Part #
1	Full End Stairs - Left Side Panel - Top Step	54SP0010
2	Full End Stairs - 4' Back Panel	54SP0014
1	Side-by-Side Sundeck Panel	54SP0020
1	Wave Stair Top Step Right Panel	54SP0042
1	Wave Stair Bottom Step Right Panel	54SP0043
1	8' Nexus Step Riser	54SP0108
1	7'RR x 41.25" Wave Step Riser RIGHT	54SP0151
1	8'RR x 50.25" Wave Step Bottom Riser	54SP0152
1	5'R Nexus Sundeck Riser	54SP0255
1	5'RR Nexus Sundeck Riser	54SP0256
1	8' Straight Edge Cap	04N016
1	41.25" Radius Edge Cap	54SP41EC
1	50.25" Radius Edge Cap	54SP50EC
2	55.625" Radius Edge Cap	54SP55EC
1	Freestanding Wave Sundeck Brace	54SPBRC08

PATENT PENDING - January 2024



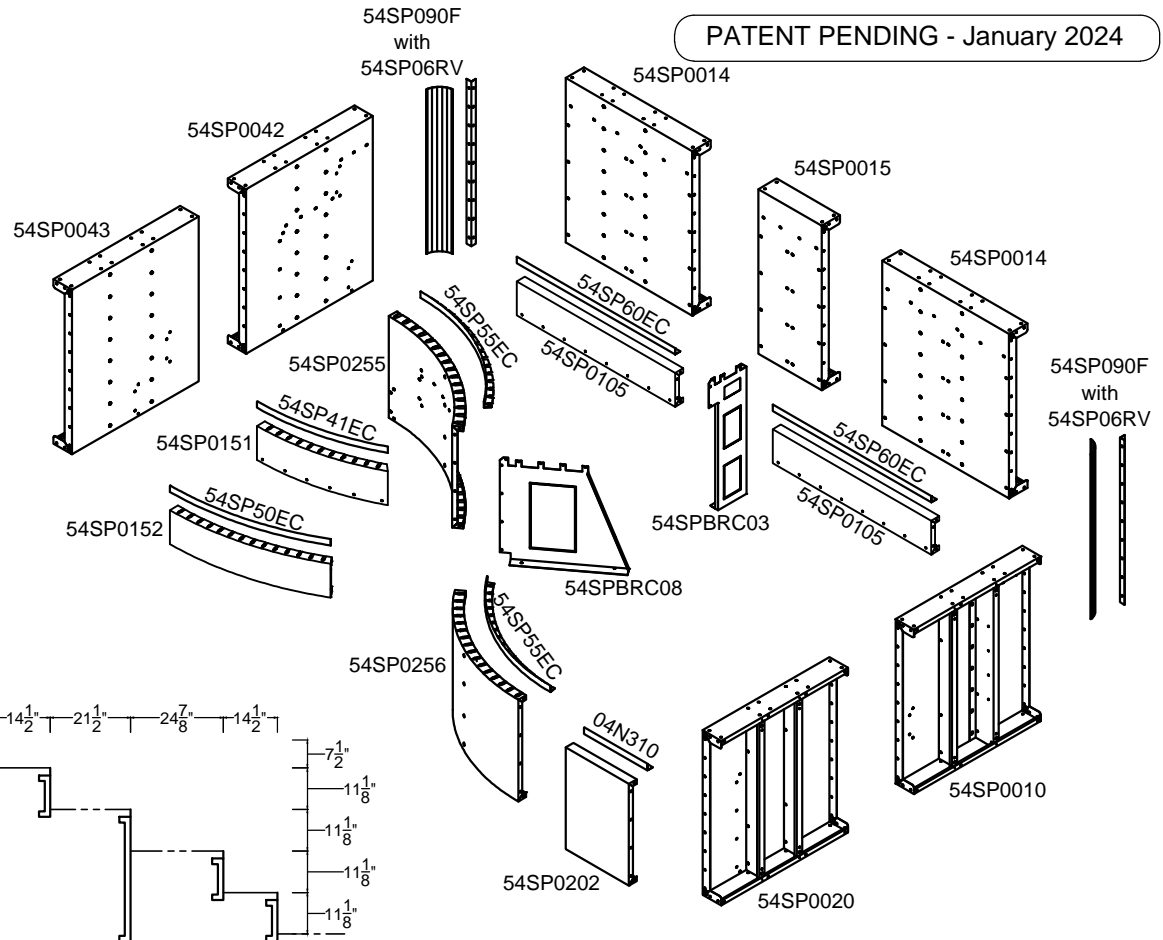
8' Wave Stair & Sundeck  
54SPWAV08R



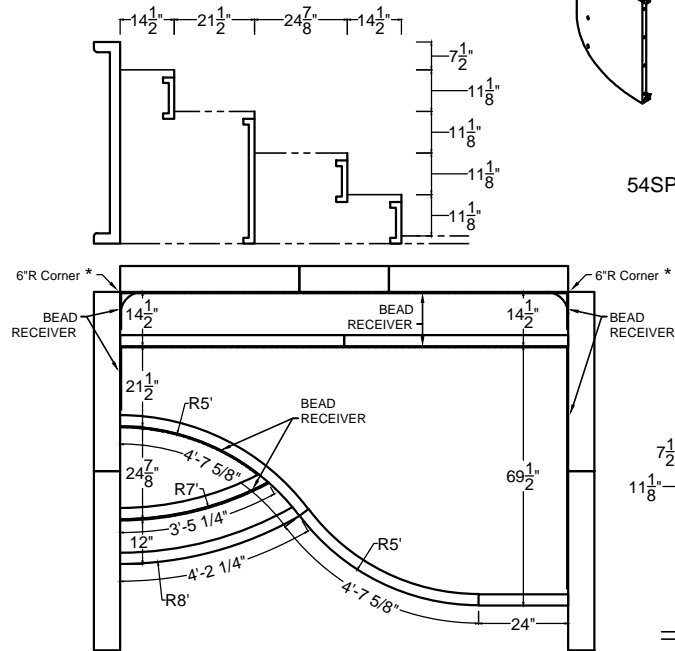
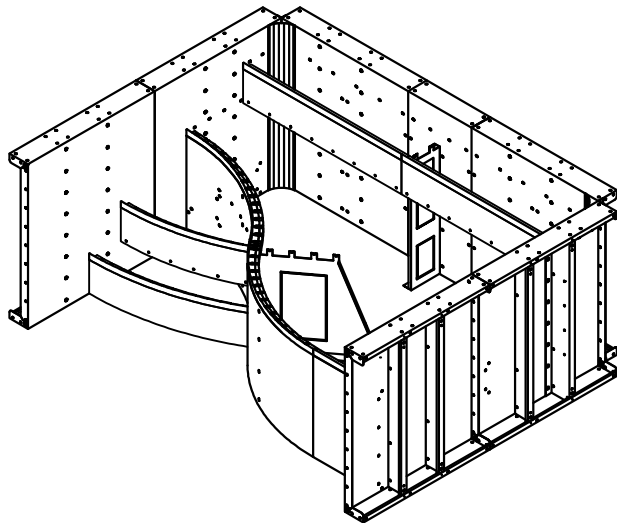
**Corner Notes**  
Standard pool layouts shown are with 6"R corners. For optional 90° Corner layouts, DO NOT INSTALL the supplied 6"R Insert (54SP06RV)  
Installer MUST specify the type of corner (6"R or 90°) used when ordering liners

Qty	Description	Part #
1	Full End Stairs - Left Side Panel - Top Step	54SP0010
2	Full End Stairs - 4' Back Panel	54SP0014
1	Full End Stairs - 2' Back Panel	54SP0015
1	Side-by-Side Sundeck Panel	54SP0020
1	Wave Stair Top Step Right Panel	54SP0042
1	Wave Stair Bottom Step Right Panel	54SP0043
2	5' Nexus Step Riser	54SP0105
1	7"RR x 41.25" Wave Step Riser RIGHT	54SP0151
1	8"RR x 50.25" Wave Step Bottom Riser	54SP0152
1	2' Nexus Sundeck Riser	54SP0202
1	5'R Nexus Sundeck Riser	54SP0255
1	5"RR Nexus Sundeck Riser	54SP0256
1	2' Straight Edge Cap	04N310
2	5' Straight Edge Cap	54SP60EC
1	41.25" Radius Edge Cap	54SP41EC
1	50.25" Radius Edge Cap	54SP50EC
2	55.625" Radius Edge Cap	54SP55EC
1	Top Step Brace	54SPBRC03
1	Freestanding Wave Sundeck Brace	54SPBRC08

PATENT PENDING - January 2024



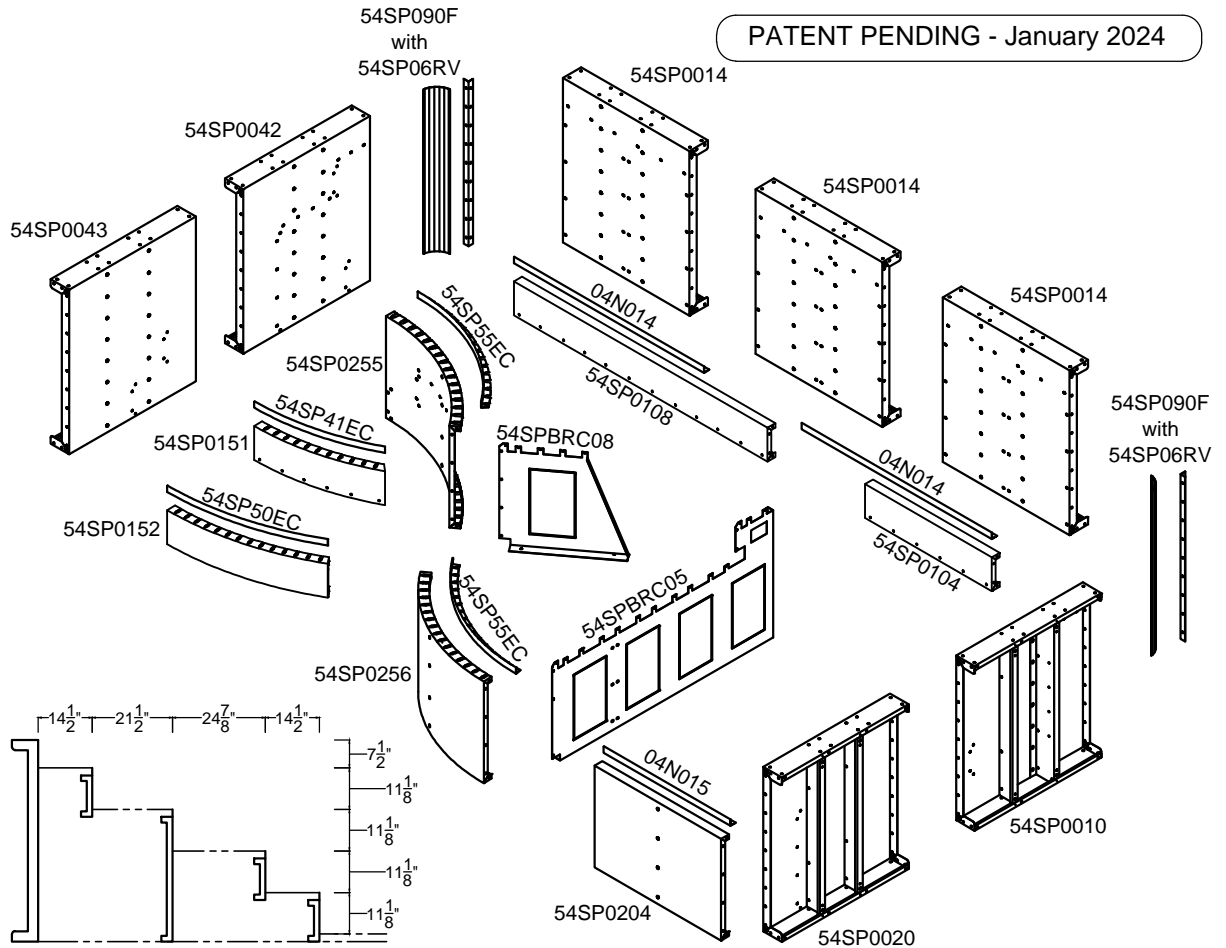
10' Wave Stair & Sundeck  
54SPWAV10R



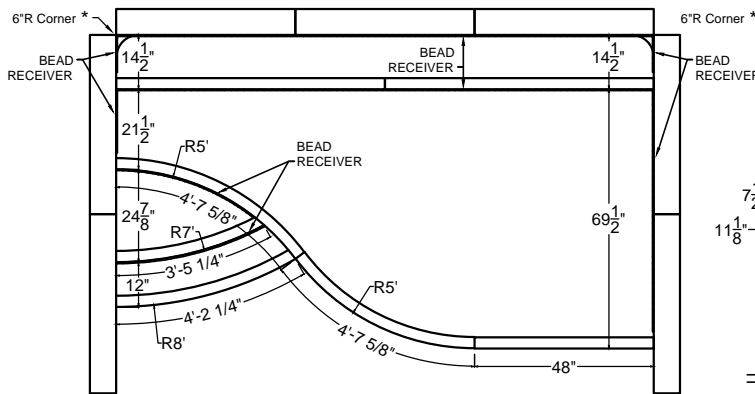
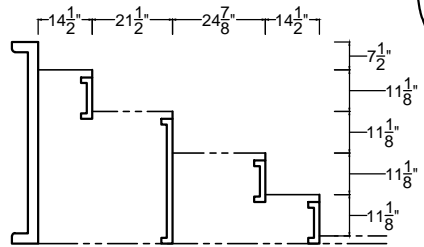
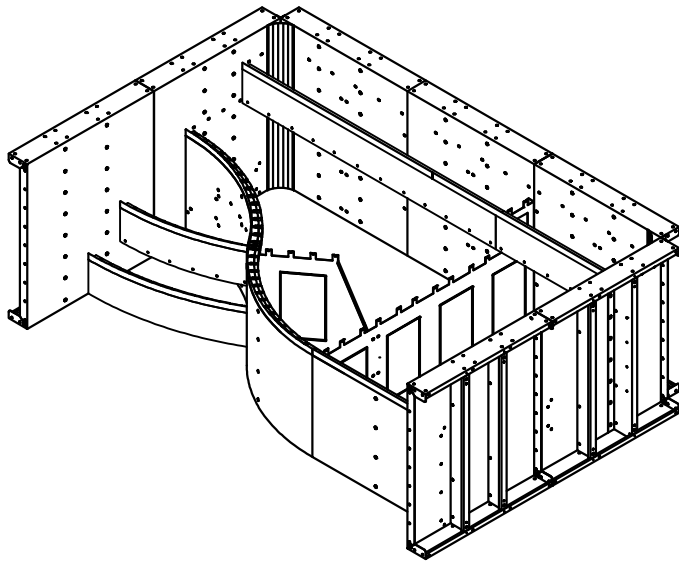
**Corner Notes**  
Standard pool layouts shown are with 6"R corners. For optional 90° Corner layouts, DO NOT INSTALL the supplied 6"R Insert (54SP06RV)  
Installer MUST specify the type of corner (6"R or 90°) used when ordering liners

Qty	Description	Part #
1	Full End Stairs - Left Side Panel - Top Step	54SP0010
3	Full End Stairs - 4' Back Panel	54SP0014
1	Side-by-Side Sundeck Panel	54SP0020
1	Wave Stair Top Step Right Panel	54SP0042
1	Wave Stair Bottom Step Right Panel	54SP0043
1	8' Nexus Step Riser	54SP0108
1	4' Nexus Step Riser	54SP0104
1	7"RR x 41.25" Wave Step Riser RIGHT	54SP0151
1	8"RR x 50.25" Wave Step Bottom Riser	54SP0152
1	4' Nexus Sundeck Riser	54SP0204
1	5'R Nexus Sundeck Riser	54SP0255
1	5"RR Nexus Sundeck Riser	54SP0256
2	6' Straight Edge Cap	04N014
1	4' Straight Edge Cap	04N015
1	41.25" Radius Edge Cap	54SP41EC
1	50.25" Radius Edge Cap	54SP50EC
2	55.625" Radius Edge Cap	54SP55EC
1	Side-by-Side Top Step & Sundeck Brace	54SPBRC05
1	Freestanding Wave Sundeck Brace	54SPBRC08

PATENT PENDING - January 2024



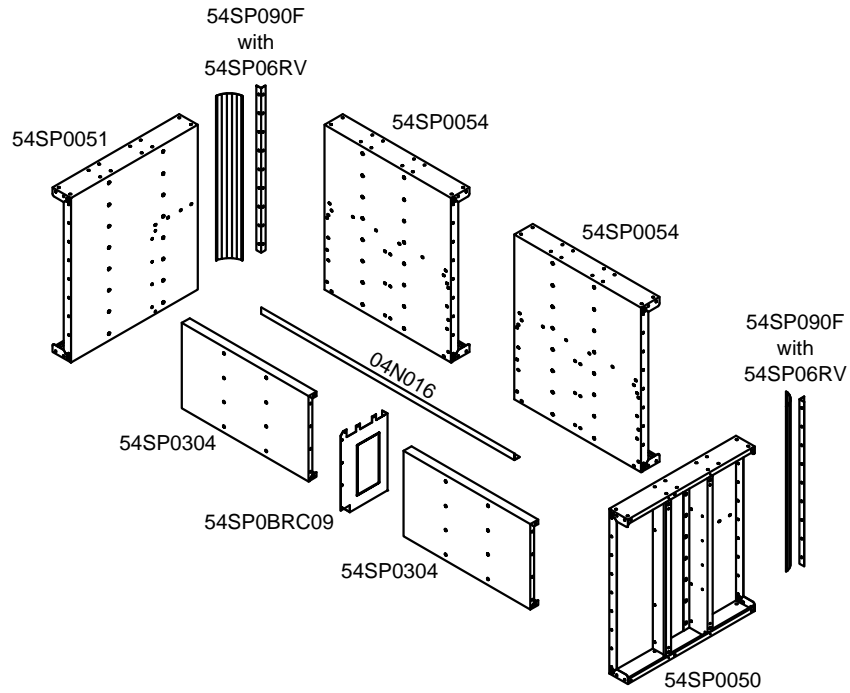
12' Wave Stair & Sundeck  
54SPWAV12R



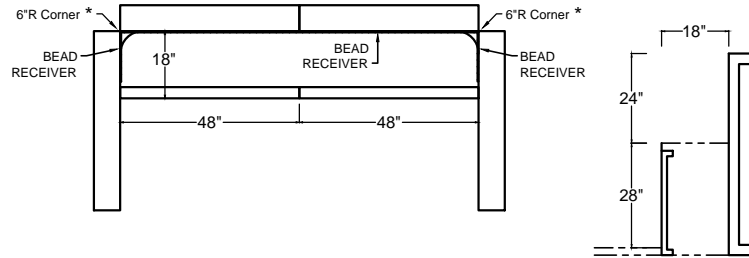
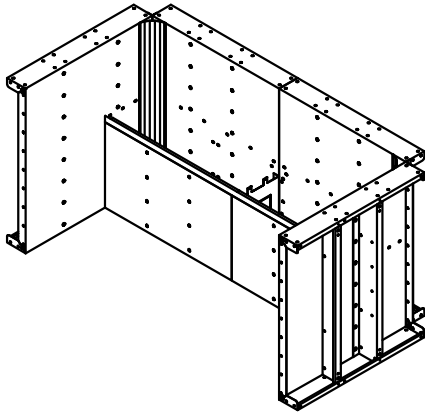
**Corner Notes**  
Standard pool layouts shown are with 6"R corners. For optional 90° Corner layouts, DO NOT INSTALL the supplied 6"R Insert (54SP06RV)  
\* Installer MUST specify the type of corner (6"R or 90°) used when ordering liners

Qty	Description	Part #
1	Left Bench End Panel	54SP0050
1	Right Bench End Panel	54SP0051
2	4' Bench Back Panel	54SP0054
2	4' Nexus Bench Riser	54SP0304
1	8' Straight Edge Cap	04N016
1	18" Bench Brace	54SPBRC09

PATENT PENDING - January 2024



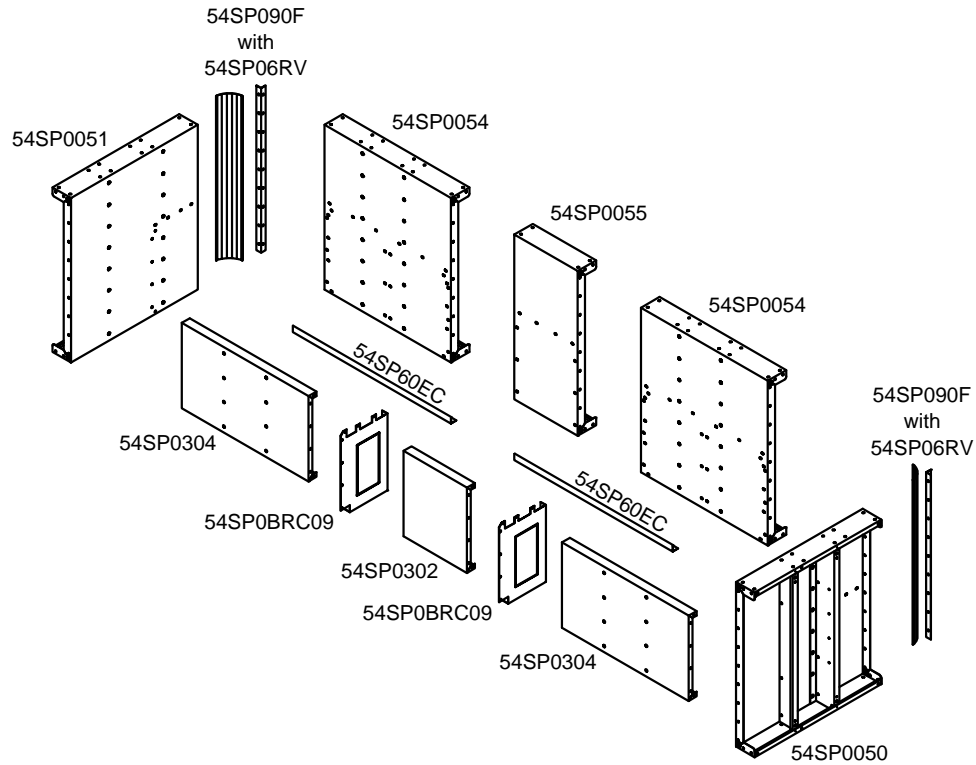
8' Full End Bench  
54SPFEB008



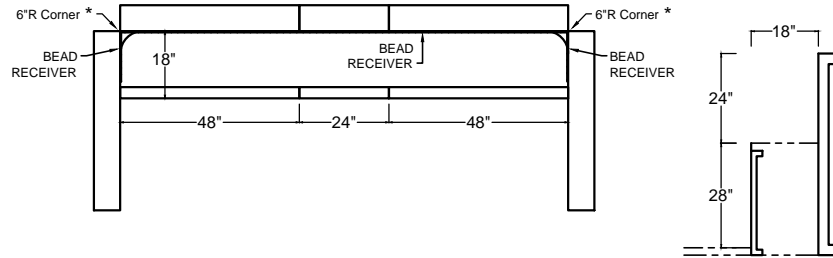
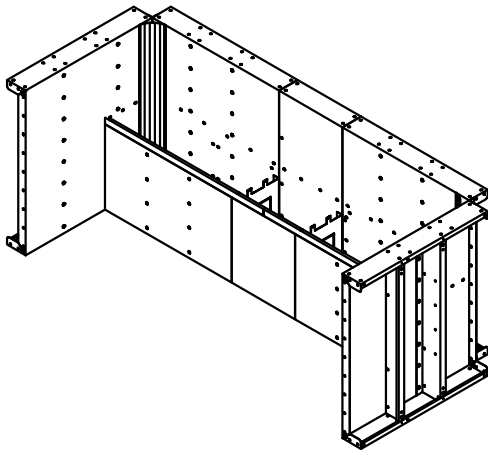
**Corner Notes**  
Standard pool layouts shown are with 6"R corners. For optional 90° Corner layouts, DO NOT INSTALL the supplied 6"R Insert (54SP06RV)  
Installer MUST specify the type of corner (6"R or 90°) used when ordering liners

Qty	Description	Part #
1	Left Bench End Panel	54SP0050
1	Right Bench End Panel	54SP0051
2	4' Bench Back Panel	54SP0054
1	2' Bench Back Panel	54SP0055
1	2' Nexus Bench Riser	54SP0302
2	4' Nexus Bench Riser	54SP0304
2	5' Straight Edge Cap	54SP60EC
2	18" Bench Brace	54SPBRC09

PATENT PENDING - January 2024



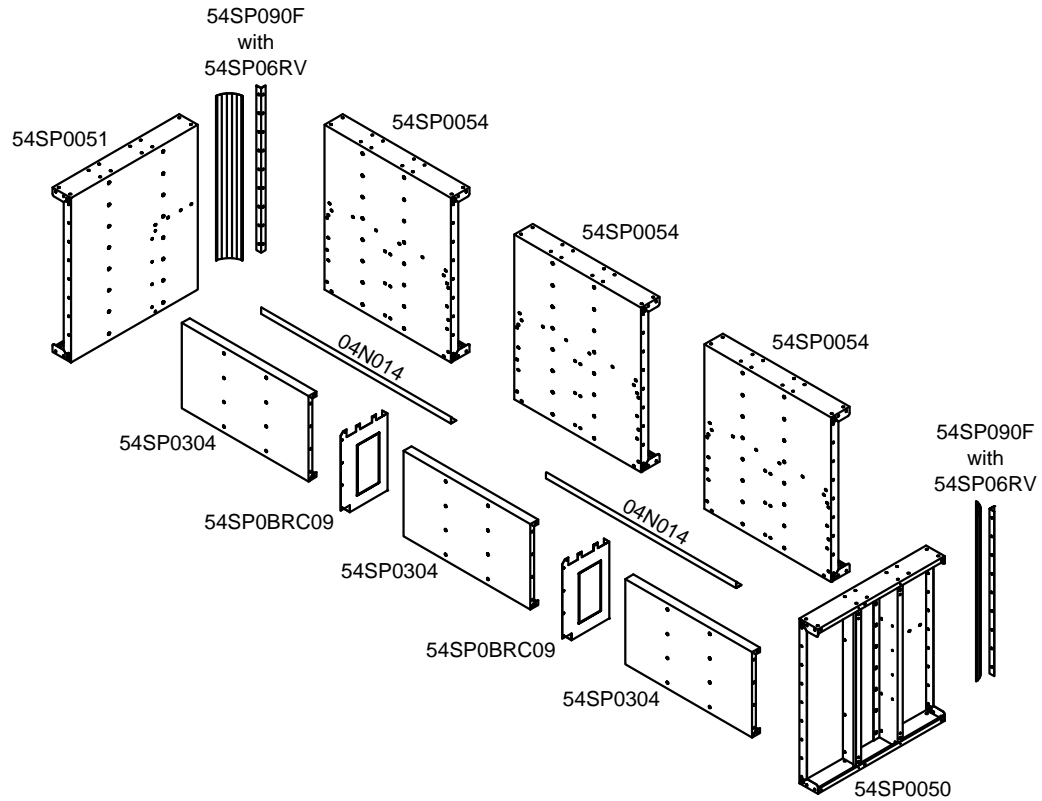
10' Full End Bench  
54SPFEB010



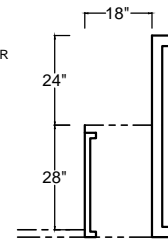
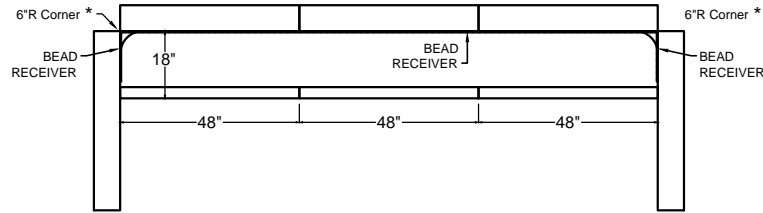
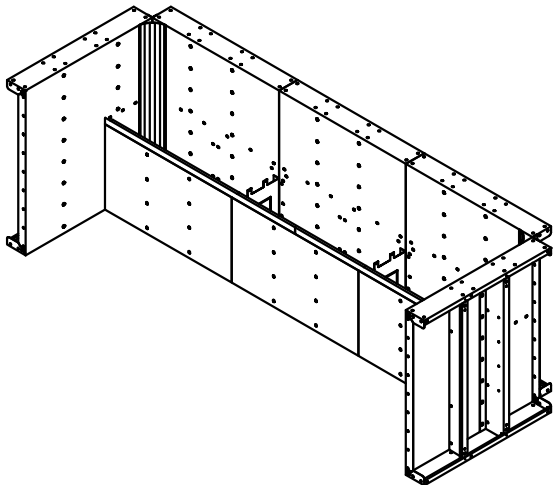
**Corner Notes**  
 Standard pool layouts shown are with 6"R corners. For optional 90° Corner layouts, DO NOT INSTALL the supplied 6"R Insert (54SP06RV)  
 \*  
 Installer MUST specify the type of corner (6"R or 90°) used when ordering liners

Qty	Description	Part #
1	Left Bench End Panel	54SP0050
1	Right Bench End Panel	54SP0051
3	4' Bench Back Panel	54SP0054
3	4' Nexus Bench Riser	54SP0304
2	6' Straight Edge Cap	04N014
2	18" Bench Brace	54SPBRC09

PATENT PENDING - January 2024



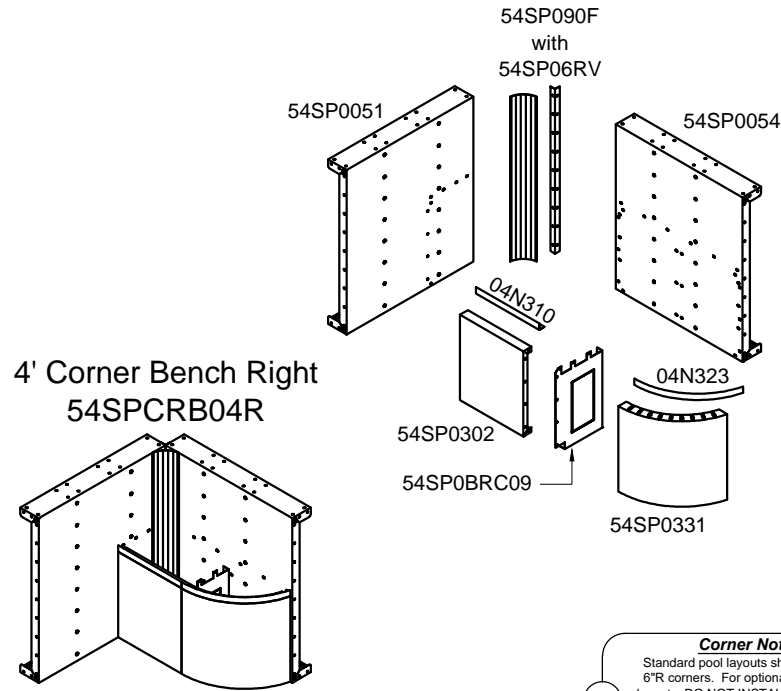
12' Full End Bench  
54SPFEB012



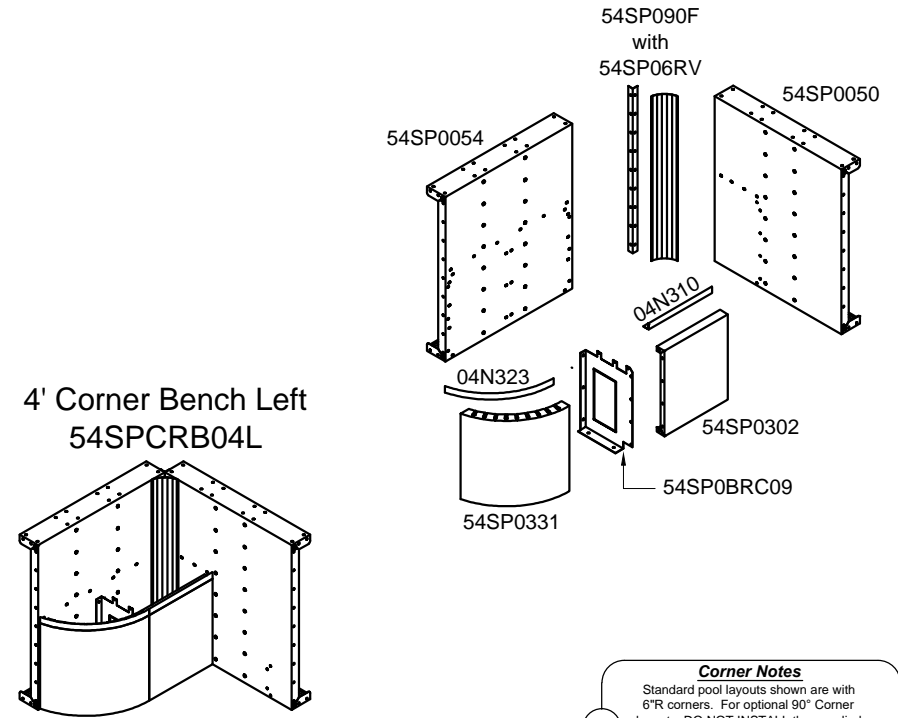
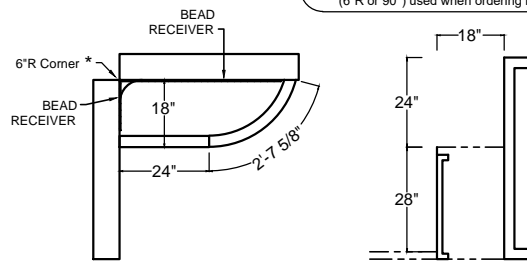
**Corner Notes**  
 Standard pool layouts shown are with 6"R corners. For optional 90° Corner layouts, DO NOT INSTALL the supplied 6"R Insert (54SP06RV)  
 \* Installer MUST specify the type of corner (6"R or 90°) used when ordering liners

Qty	Description	Part #
1	Right Bench End Panel	54SP0051
1	4' Bench Back Panel	54SP0054
1	2' Nexus Bench Riser	54SP0302
1	2'RR x 31.625" Nexus Bench Riser End Cap	54SP0331
1	2' Straight Edge Cap	04N310
1	31.625" Radius Edge Cap	04N323
1	18" Bench Brace	54SPBRC09

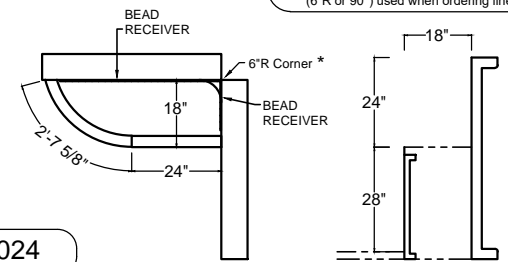
Qty	Description	Part #
1	Left Bench End Panel	54SP0050
1	4' Bench Back Panel	54SP0054
1	2' Nexus Bench Riser	54SP0302
1	2'RR x 31.625" Nexus Bench Riser End Cap	54SP0331
1	2' Straight Edge Cap	04N310
1	31.625" Radius Edge Cap	04N323
1	18" Bench Brace	54SPBRC09



**Corner Notes**  
 Standard pool layouts shown are with 6"R corners. For optional 90° Corner layouts, DO NOT INSTALL the supplied 6"R Insert (54SP06RV)  
 \*  
 Installer MUST specify the type of corner (6"R or 90°) used when ordering liners



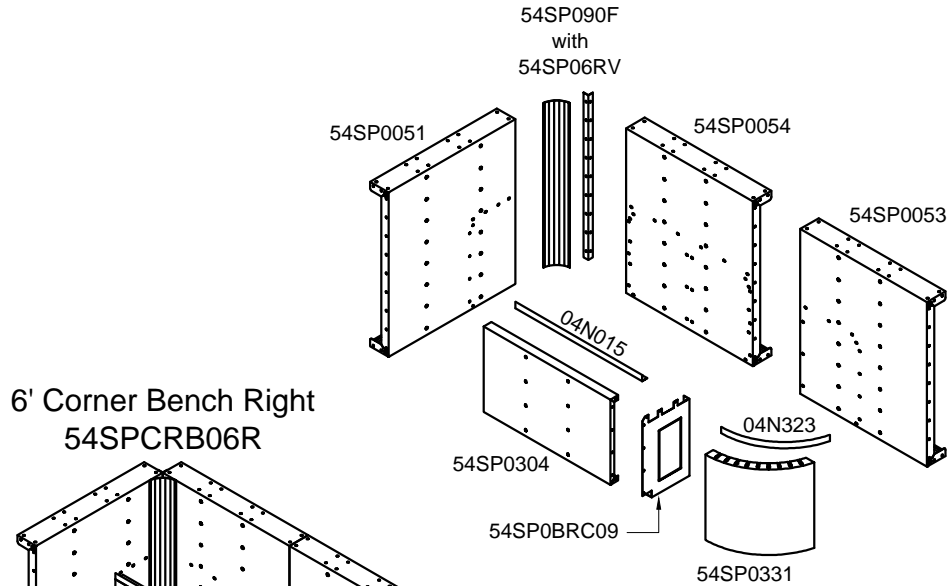
**Corner Notes**  
 Standard pool layouts shown are with 6"R corners. For optional 90° Corner layouts, DO NOT INSTALL the supplied 6"R Insert (54SP06RV)  
 \*  
 Installer MUST specify the type of corner (6"R or 90°) used when ordering liners



PATENT PENDING - January 2024

Qty	Description	Part #
1	Right Bench End Panel	54SP0051
1	Right 2'RR Bench End Cap Panel	54SP0053
1	4' Bench Back Panel	54SP0054
1	4' Nexus Bench Riser	54SP0304
1	2'RR x 31.625" Nexus Bench Riser End Cap	54SP0331
1	4' Straight Edge Cap	04N015
1	31.625" Radius Edge Cap	04N323
1	18" Bench Brace	54SPBRC09

Qty	Description	Part #
1	Right Bench End Panel	54SP0051
1	Left 2'RR Bench End Cap Panel	54SP0052
1	4' Bench Back Panel	54SP0054
1	4' Nexus Bench Riser	54SP0304
1	2'RR x 31.625" Nexus Bench Riser End Cap	54SP0331
1	4' Straight Edge Cap	04N015
1	31.625" Radius Edge Cap	04N323
1	18" Bench Brace	54SPBRC09

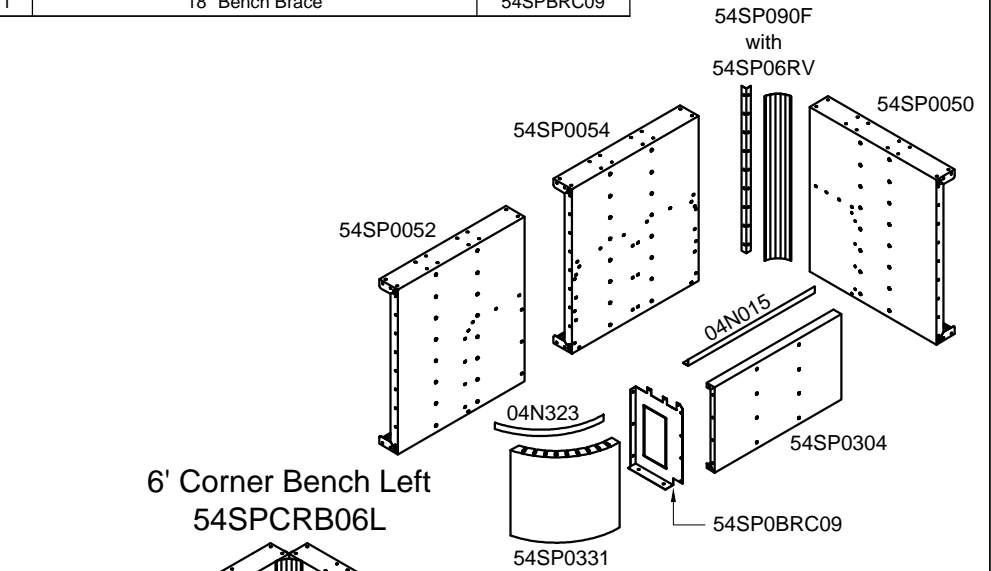
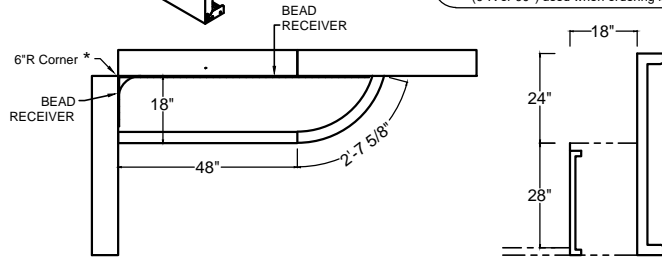


6' Corner Bench Right  
54SPCRB06R

**Corner Notes**

Standard pool layouts shown are with 6"R corners. For optional 90° Corner layouts, DO NOT INSTALL the supplied 6"R Insert (54SP06RV)

Installer MUST specify the type of corner (6"R or 90°) used when ordering liners

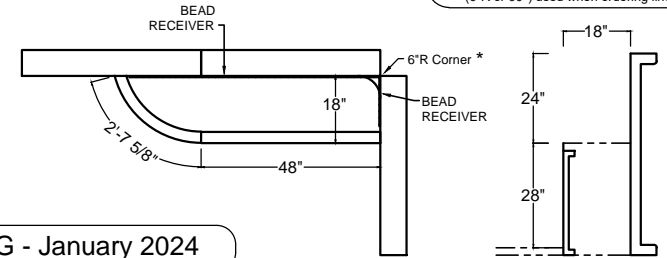


6' Corner Bench Left  
54SPCRB06L

**Corner Notes**

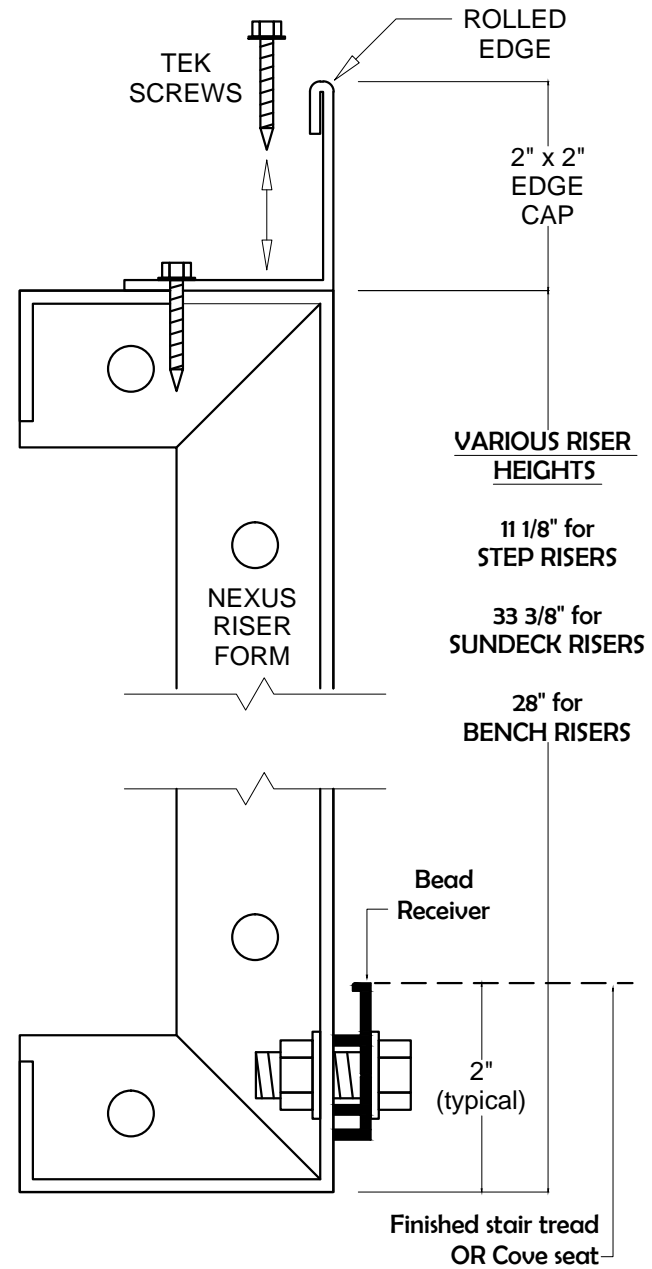
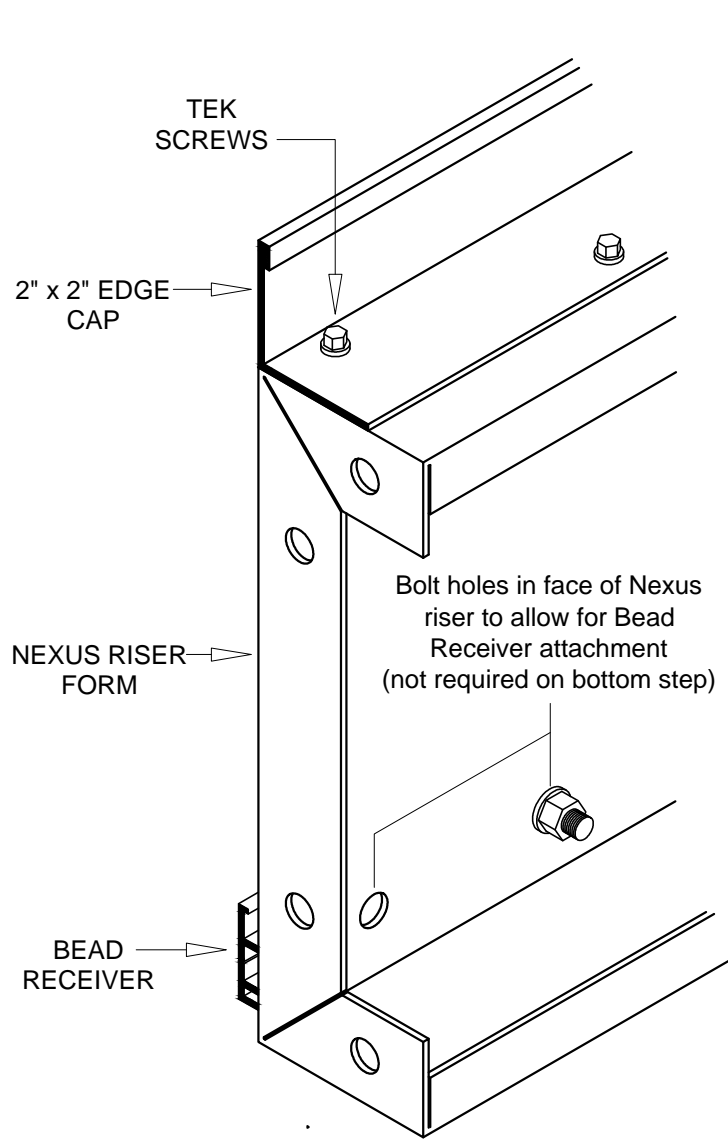
Standard pool layouts shown are with 6"R corners. For optional 90° Corner layouts, DO NOT INSTALL the supplied 6"R Insert (54SP06RV)

Installer MUST specify the type of corner (6"R or 90°) used when ordering liners




PATENT PENDING - January 2024

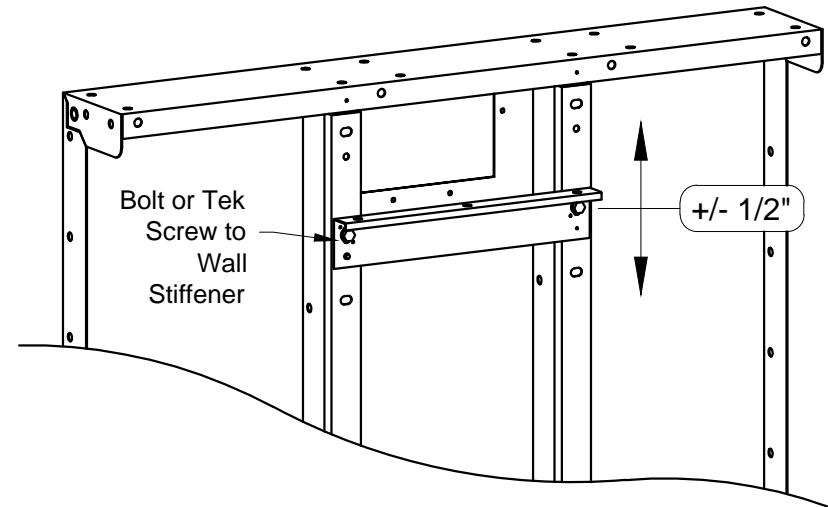
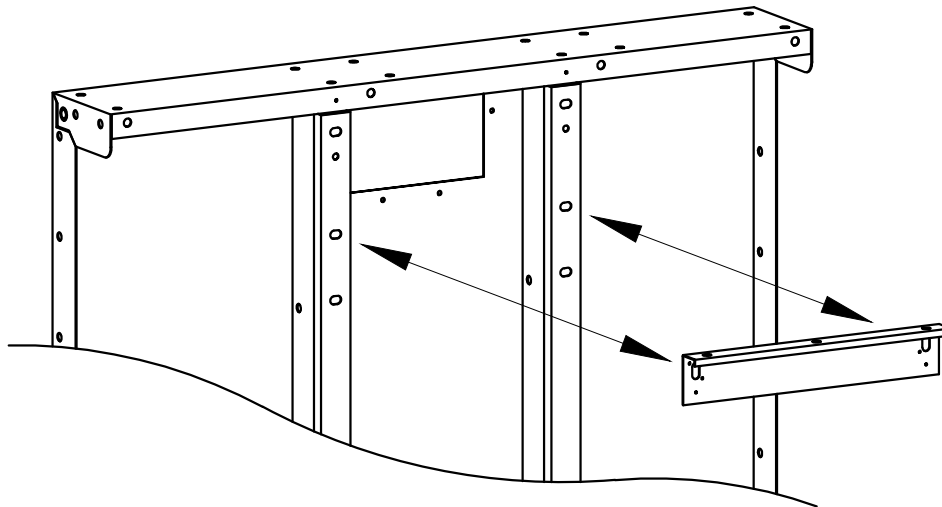
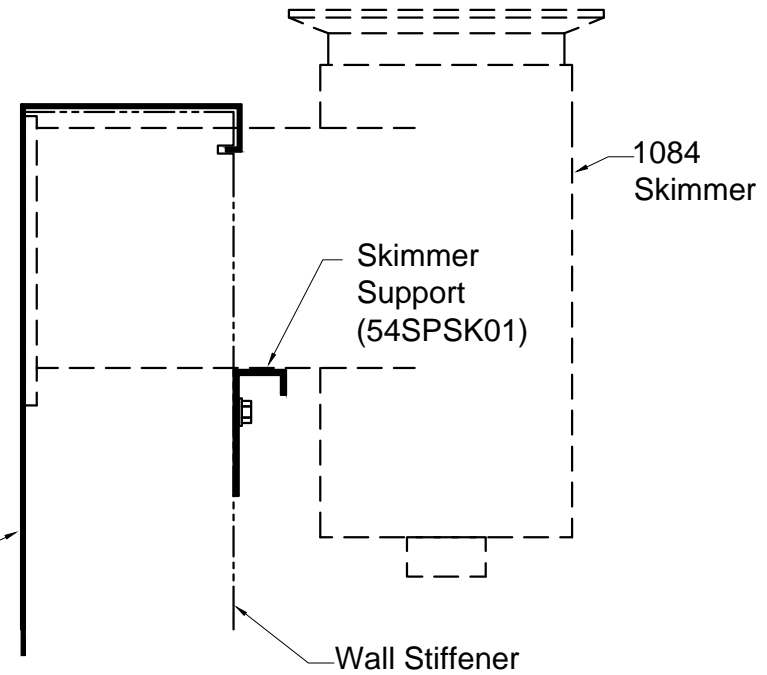




Skimmer Support  
(54SPSK01)

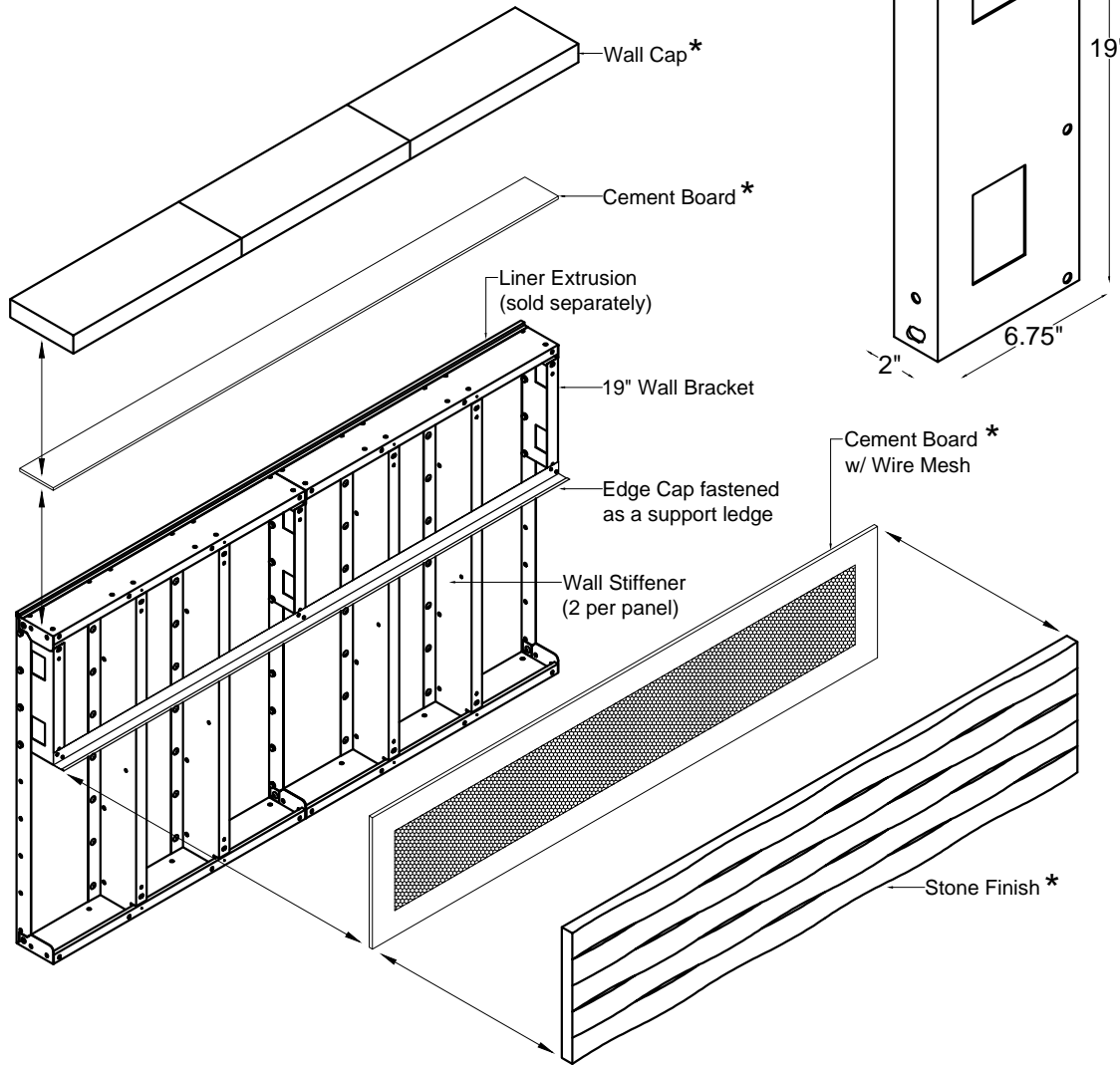


Wall Panel



- Skimmer Support (54SPSK01) can be bolted OR Tek Screwed to the Wall Stiffeners on the stock 4' Skimmer Panel (54SP0004S)
- Bolt holes allow for +/- 1/2" of adjustability

19" Wall Bracket  
54SPWB19



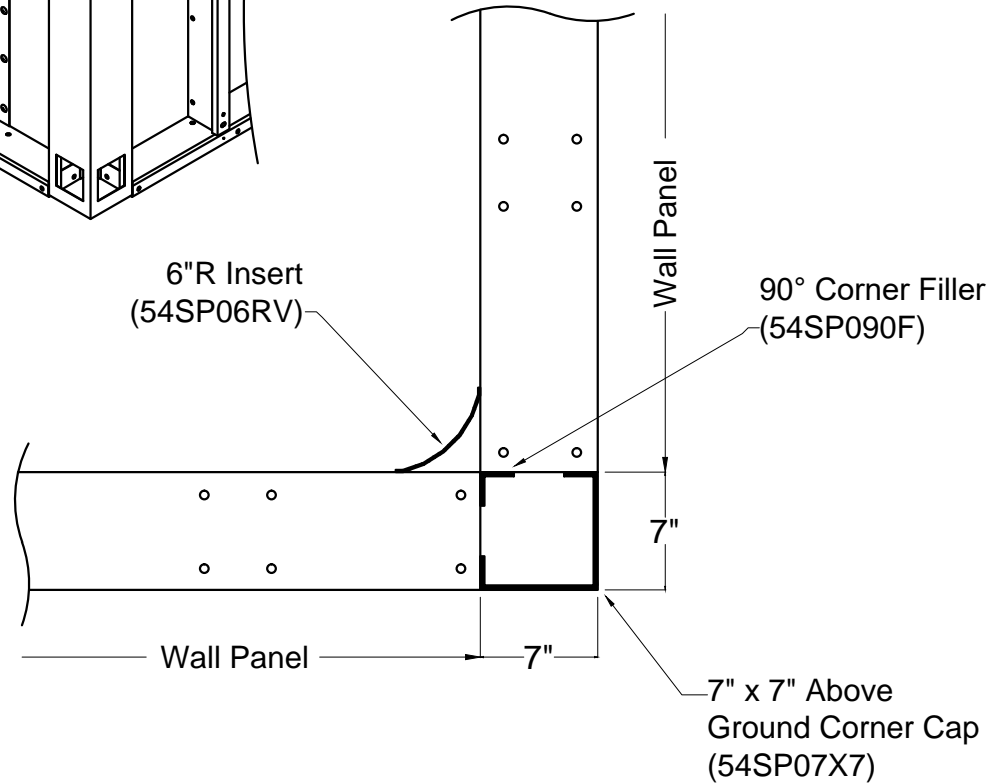
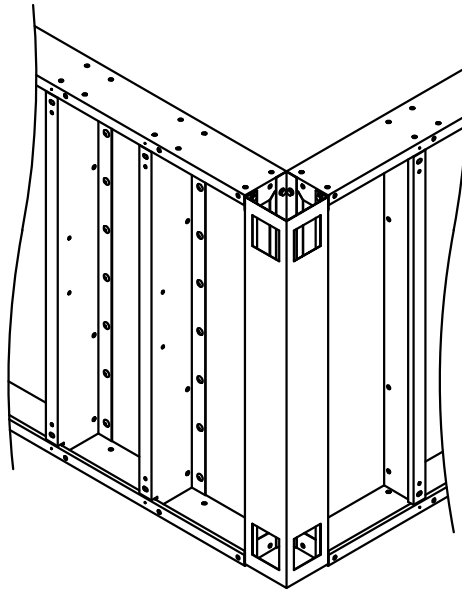

19" Wall Bracket (54SPWB19) creates the 7" width to match the wall stiffeners. 2" flange on bracket and wall stiffeners are ~16" on-center.

\* Not available through Imperial Pools.

**Construction Drawing Only**

Different methods and precautions may be required. This will be determined by, and is the responsibility of the installer who is not an agent of the manufacturer of the component parts

7" x 7" Above  
Ground Corner Cap  
(54SP07X7)



When installed, the 7" x 7" Above Ground Corner Cap will square off the outside pool corners to aid in the exterior finishing process of an elevated installation



**Imperial**  
**POOLS INC.**  
REDEFINING ONE SOURCE

33 Wade Road | Latham, NY 12110