

Date: _____

Company ID # _____

Company: _____

Address _____ P.O.# _____

City _____ State _____ Zip _____

Tel# _____ Fax# _____

Contact _____

Ship To: _____

Address _____

City _____

State _____ Zip _____

Ship Via: UPS Truck Pick-Up Other

ORDER QUOTE **COVER BRANDS:** GATORHYDE COVERSCAPES LOOP-LOC

COVER TYPE:

GATORHYDE™

- Standard Mesh
- BlocMesh 99
- Aquamaster Solid
- Standard Solid

COVERSCAPES™

- 9000MX Mesh
- 7000MS Mesh
- 5000M Mesh
- 1000V Solid

LOOP-LOC™

- Super Dense Mesh
- Ultra-Loc II Solid

DRAIN PANEL OPTIONS

- Drain Panels
- No Drain Panels w/ Automatic Pump

COVER COLOR:

- Green
- Blue
- Tan
- Grey
- Black
- Select Design Black/Tan
(COVERSCAPES 9000MX Only)

SPACING:

- 5' x 5'
- 4' x 4' (ULTRA-LOC Only)
- 3' x 3'
- Combination
(COVERSCAPES Only)

ANCHOR TYPE:

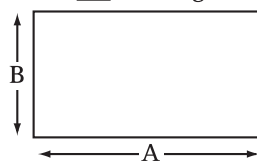
- Concrete
- Wood Deck
- Brass Anchor Collar
- Aluminum Pipe

Note: Form Fit shaped covers available in 3 x 3 spacing only. All covers will be quoted with 5 x 5 spacing when possible.

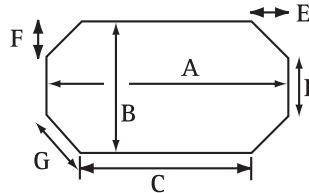
FILL IN DIMENSIONS:

A _____
B _____
C _____
D _____
E _____
F _____
G _____
H _____

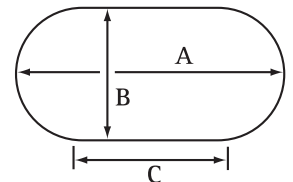
Rectangle



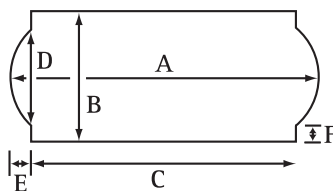
Grecian



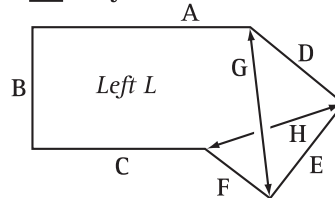
Oval



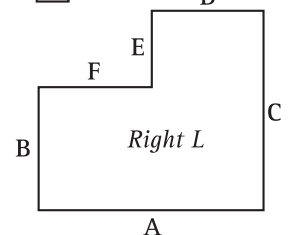
Roman End

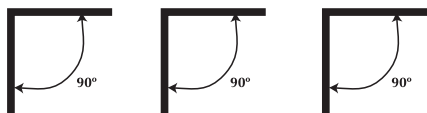


Lazy L



90° L



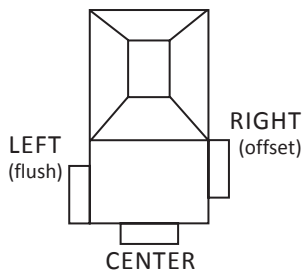
CORNER TYPE:
 SQUARE DIAGONAL RADIUS


_____ Diagonal _____ Radius

Imperial Item #: _____

List Price: _____

Dealer Price: _____

STEP LOCATION:


Location: _____

Size: _____ x _____

Offset: _____

HOW MUCH DECK IS AVAILABLE?
 Less than 3' More than 3' More than 4'

Indicate areas with less than 3' of deck: _____

DECK TYPE:
 Concrete Wood Other

 Is there a diving board? Y N

Distance from pool: _____

 Cutouts required? Y N

 if non-removable object(s) are within 12"-18" of pool
(Indicate above)

Please submit labelled photos for pools with complex features. Cutouts may be required if objects are within 18" of pool. Please provide A-G dimensions to locate object.

 1. Are there any non-removable handrails, grabrails, or ladders? Y N

 2. Grabrails: Y N Pt# _____ to Pt# _____
Distance rails are set back from pool _____

 3. Handrails: Y N Pt# _____ to Pt# _____
Distance rails extend into pool _____

 4. Ladders: Y N Pt# _____ to Pt# _____
Ladder Cups (if cutout needed) Pt# __ to Pt# ____
How far does ladder extend into pool? _____

 5. Fillspout: Y N Pt# _____
Dimensions & distance from pool: _
How high if raised? _____

 6. Dive Stand: Y N Pt# _____ to Pt# _____

 7. Slide Legs: Y N (within 2 ft.) Pt# __ to Pt# ____

 8. Dive Rocks: Y N Pt# _____ to Pt# _____
Distance back from pool _____

 9. Grab Rocks: Y N Pt# _____ to Pt# _____
Distance back from pool _____

10. Type and width of coping: _____ and _____

 11. Planter or grass area Y N Pt# _____ to Pt# ____

 12. Spa: Y N Pt# _____ to Pt# _____
Separate cover required? Y N
How high is the spa? ____

 Is spa wall flush with top of coping? Y N

 Open spillway: Y N

If yes, to locate spillway Pt# _____ to Pt# _____

 13. Raised Wall or Raised Bond Beam: Y N
Height: _____ Pt# _____ to Pt# _____

 14. Waterfall or Rock Formation: Y N
Pt# _____ to Pt# _____

 15. Varying Deck Levels: Y N
step 1: Pt# _____ to Pt# _____
A-B dimensions require indicating angle of the deck
from pool wall, out onto deck. Height? _____
step 2: Pt# _____ to Pt# _____
step 3: Pt# _____ to Pt# _____

 16. Wood Deck: Are wood deck anchor flanges required?
Indicated partial wood deck areas: Pt# ____ to Pt# ____

Note: For Dive Rocks, Spas, Raised Wall/Bond Beam and Waterfall/Rock Formations, give A-B dimension at beginning, end, and a minimum of 1 ft. intervals in between.

Length: Pt# _____ to Pt# _____ = _____ (longest point.)

Width: Pt# _____ to Pt# _____ = _____ (widest point.)

Additional cross dimensions: Pt# _____ to Pt# _____ = _____; Pt# _____ to Pt# _____ = _____

- The distance between A and B is _____

Show A B in relation to the pool (on sketch). A-B line, or extensions of, cannot intersect pool.

- Indicate areas where the deck is less than 4' from waterline of the pool _____

No.	A	B
1		
2		
3		
4		
5		
6		
7		
8		
9		
10		
11		
12		
13		
14		
15		
16		
17		
18		
19		
20		

No.	A	B
21		
22		
23		
24		
25		
26		
27		
28		
29		
30		
31		
32		
33		
34		
35		
36		
37		
38		
39		
40		

NOTES:

